



- **Approaches to Funding Major System Upgrades**
Approaches to Funding Major System Upgrades Understanding Flat Rate Pricing vs Hourly Billing Considering Payment Plans for Costly Equipment Exploring Credit Options for Mobile Home Repairs Evaluating Interest Rates on HVAC Financing Deciding Between Cash Payment and Loan Assistance Using Budget Planning to Manage HVAC Expenses Applying for Low Interest Home Improvement Loans Strategies for Saving on Seasonal Tune Up Costs Discussing Payment Flexibility with HVAC Providers Tracking Monthly Expenses to Avoid Overextension Selecting the Right Financing Partner for Big Projects
- **Reviewing EPA Compliance Requirements for HVAC Work**
Reviewing EPA Compliance Requirements for HVAC Work Understanding Local Permit Processes for Mobile Home Projects Following Guidelines for Proper Refrigerant Handling Recognizing OSHA Mandates on Workplace Safety Steps for Meeting State Licensing Obligations Checking Zoning Rules for External AC Installations Ensuring Adequate Ventilation to Meet Code Standards Maintaining Indoor Air Quality Through Compliance Importance of Safety Gear for HVAC Technicians Documenting Work to Verify Code Adherence Identifying Common Violations During Inspections Coordinating with Local Authorities for Larger Renovations
- **About Us**



Understanding the intricacies of seasonal HVAC needs and costs is crucial for homeowners who are considering applying for low-interest home improvement loans. As the seasons change, so do the demands on heating, ventilation, and air conditioning systems. This fluctuation not only affects the comfort levels within a home but also has significant implications for energy consumption and utility bills. Regular maintenance can prolong the life of an HVAC system in a mobile home **hvac for mobile home** pump. By gaining insight into these seasonal variations, homeowners can make informed decisions about upgrading or maintaining their HVAC systems, which in turn makes them better candidates for securing favorable loan terms.

During winter months, heating becomes a priority as temperatures drop significantly. Homeowners often find that older or inefficient systems struggle to maintain warmth without consuming excessive energy. Consequently, utility bills can skyrocket during these colder months if a system is outdated or poorly maintained. On the other hand, summer brings its own set of challenges with cooling requirements peaking as temperatures rise. Air conditioners must work harder to combat heat and humidity, potentially leading to increased wear and tear and higher electricity costs.

Understanding these patterns allows homeowners to identify when their HVAC system might need an upgrade or repair. For instance, if an air conditioner consistently fails to cool efficiently during peak summer months despite routine maintenance, it may be time to consider investing in a newer model with better energy efficiency ratings. Similarly, if a furnace struggles to heat adequately in winter, exploring options like high-efficiency furnaces or heat pumps could lead to long-term savings.

This awareness plays a pivotal role when applying for low-interest home improvement loans. Lenders are more likely to offer favorable terms if they see that applicants have a clear plan for their loan funds-particularly one that involves cost-saving upgrades like an efficient HVAC system. Moreover, improving energy efficiency through such projects not only enhances property value but also aligns with many lenders' criteria focused on sustainable improvements.

Additionally, by understanding seasonal HVAC costs and planning accordingly, homeowners can avoid emergency repairs that often come with higher price tags due to urgency surcharges or peak demand periods. Scheduled upgrades during off-peak times can sometimes result in reduced installation costs because contractors have more availability.

In summary, comprehending the seasonal needs and costs associated with HVAC systems empowers homeowners to make strategic decisions regarding home improvements. This knowledge is particularly beneficial when seeking low-interest loans as it demonstrates foresight and responsible financial planning—qualities highly regarded by lenders. Ultimately, by aligning HVAC upgrades with both personal comfort goals and broader financial strategies through judicious use of home improvement loans, homeowners stand poised not only to enhance their living environments but also secure long-term economic benefits.

Traditional Funding Methods: Loans and Credit Options —

- Evaluating the Costs and Benefits of Major System Upgrades
- Traditional Funding Methods: Loans and Credit Options
- Government Grants and Incentive Programs for Energy Efficiency
- Exploring Private Sector Investment Opportunities
- Crowdfunding as a Community-Based Funding Approach
- Innovative Financing Models: Energy-as-a-Service (EaaS) Contracts

In today's financial landscape, homeowners have a plethora of options when it comes to financing home improvements. Among these, low interest loans stand out as an appealing choice for many. Whether you're looking to renovate your kitchen, add an extra room, or simply upgrade your home's energy efficiency, understanding the various low interest loan options available can help you make informed decisions and save money in the long run.

One popular option is the Home Equity Loan. This type of loan allows homeowners to borrow against the equity they've built up in their property. Typically offering lower interest rates compared to personal loans or credit cards, home equity loans provide a lump sum that can be used for major renovations. The fixed interest rate ensures predictable monthly payments over the life of the loan, which can be particularly advantageous for budgeting purposes.

Another viable option is a Home Equity Line of Credit (HELOC). Unlike a home equity loan that provides a one-time lump sum, a HELOC functions more like a credit card with a revolving balance. This means you can borrow as much as you need up to your credit limit during a set draw period and pay interest only on what you've borrowed. HELOCs usually offer variable interest rates, which may start off lower than fixed-rate loans but could increase over time.

For those who prefer not to tap into their home's equity, personal loans are another alternative. While these often come with higher interest rates than secured loans like home equity loans or HELOCs due to being unsecured debt, they do not require collateral and tend to have quicker approval processes. Personal loans can be ideal for smaller projects or when quick access to funds is necessary.

Government-backed programs also provide unique opportunities for securing low-interest financing. For example, the Federal Housing Administration (FHA) offers Title I Property Improvement Loans specifically designed for small- to medium-scale renovations on existing properties. These loans don't require borrowers to have equity in their homes and are accessible even if conventional financing isn't an option due to credit constraints.

Applying for any of these low-interest home improvement loans involves careful consideration and preparation. Start by assessing how much funding you realistically need and comparing different lenders' terms and conditions carefully. It's crucial to check your credit score beforehand since it plays a significant role in determining eligibility and securing favorable rates.

Additionally, gather all necessary documentation such as proof of income, employment history, tax returns, and detailed project plans or contractor estimates before applying; this will streamline the process significantly. Engaging with multiple lenders can also help identify competitive rates tailored specifically towards individual circumstances-never hesitate negotiating terms that best fit both current financial situations along future repayment capabilities.

In conclusion, embarking upon any kind of home improvement requires meticulous planning around both design aspirations alongside financial strategies aimed at minimizing costs without compromising quality outcomes desired ultimately leading increased property value enhanced living experiences within remodeled spaces themselves!

Posted by on

Posted by on

Posted by on

Government Grants and Incentive Programs for Energy Efficiency

When considering home improvement projects, financing is often a primary concern for homeowners. Low interest home improvement loans provide an attractive option for funding these endeavors, but understanding the eligibility criteria is crucial before applying. These criteria ensure that both lenders and borrowers are protected, creating a mutually beneficial financial arrangement.

Primarily, credit score stands as a significant factor in determining eligibility. Lenders typically seek individuals with a strong credit history as it indicates responsible financial behavior and reduces the risk of default. While the exact credit score requirement varies among lenders, generally, a score above 620 is considered favorable for securing low interest rates. However, some lenders might offer loans to those with lower scores at slightly higher interest rates or with additional conditions attached.


Income stability is another critical criterion. Lenders want assurance that applicants have a steady flow of income to meet their repayment obligations without undue strain. This usually involves providing proof of employment or demonstrating consistent revenue streams if self-employed. Debt-to-income ratio (DTI) also plays an essential role here; lenders prefer borrowers whose monthly debt obligations do not exceed 43% of their gross monthly income.

Home equity can further influence loan eligibility and terms. For secured loans where the property itself acts as collateral, having sufficient equity is vital. It provides the lender with security against default while allowing homeowners potentially more generous loan amounts or better interest rates. Homeowners should be aware that leveraging home equity comes with risks, including potential foreclosure if repayments are missed.

Beyond financial prerequisites, certain personal factors may impact eligibility too. Age requirements are standard; applicants must typically be at least 18 years old to apply for any form of credit legally. Moreover, some lenders may only cater to specific geographic areas or require that the property being improved serves as the primary residence of the borrower.

Understanding these eligibility criteria helps prospective applicants prepare adequately before seeking low interest home improvement loans. By ensuring they meet these standards, borrowers can enhance their chances of approval while securing favorable loan terms that make their renovation dreams financially feasible and sustainable over time.

In conclusion, applying for a low interest home improvement loan involves careful consideration of several eligibility factors such as credit score, income stability, existing debt obligations, and available home equity. By meeting these requirements and presenting themselves as reliable candidates to lenders, homeowners can access affordable financing solutions tailored to support their renovation projects effectively.



Exploring Private Sector Investment Opportunities

Applying for a home improvement loan can be a strategic move when you're looking to upgrade critical components of your home, such as the HVAC system. An efficient HVAC system not only enhances comfort levels but also significantly reduces energy bills. When financing such an essential upgrade, seeking out low-interest options can make the

investment more manageable and financially sound. Here's a step-by-step guide to help you navigate the process of applying for a home improvement loan focused on HVAC systems.

First and foremost, assess your financial situation. Before plunging into any loan application process, it's vital to have a clear understanding of your current financial standing. Review your credit score, as it plays a crucial role in determining the interest rate you'll qualify for. A higher credit score often translates to lower interest rates, making loans more affordable over time.

Next, research lenders who offer home improvement loans specifically tailored towards energy-efficient upgrades like HVAC systems. Many lenders provide special financing programs or incentives for eco-friendly improvements due to their long-term benefits on energy conservation. Compare different lenders' terms and conditions meticulously, focusing on aspects such as interest rates, repayment periods, and any additional fees involved.

Once you've identified potential lenders, gather all necessary documentation required for the loan application. This typically includes proof of income (like pay stubs or tax returns), identification documents, proof of residence, and detailed estimates from contractors about the cost of installing or upgrading your HVAC system. Having these documents ready will streamline the application process and demonstrate preparedness to potential lenders.

The next step involves getting multiple quotes from certified contractors who specialize in HVAC installations. By obtaining several estimates, you can ensure that you're getting competitive pricing and that your projected budget aligns with realistic costs. Contractors may also advise on specific brands or models that could further optimize energy efficiency in your home.

With contractor quotes in hand and lender options lined up, it's time to submit your loan application. Most lenders offer online applications which are convenient and allow you to track the status of your submission easily. Be thorough when filling out forms; inaccuracies can delay processing times or even result in rejections.

After submitting your application, maintain open communication with both your lender and contractor throughout the approval process. Lenders might have follow-up questions or require additional documentation before finalizing their decision. Prompt responses from you will facilitate smoother proceedings.

Upon approval of the loan, review all terms carefully before signing any agreement. Ensure that there are no hidden clauses that could affect repayment down the line negatively and that all agreed-upon terms during initial consultations are reflected accurately in writing.

Finally, coordinate with your chosen contractor to schedule installation at a time convenient for both parties while ensuring minimal disruption to daily activities at home.

In conclusion, acquiring a home improvement loan for an HVAC system is an investment towards enhancing comfort while promoting energy efficiency within one's household environment-both beneficial outcomes financially and ecologically over time when approached methodically through diligent planning each step along this multifaceted journey toward improved living spaces powered by reliable modern technology solutions made accessible via smart borrowing practices attuned specifically toward optimal returns upon personal property enhancements today!

Crowdfunding as a Community-Based Funding Approach

When considering home improvement projects, securing the right financing is crucial. The process of applying for low interest home improvement loans can be daunting, but with careful comparison of loan offers and thoughtful selection of the right lender, homeowners can make informed decisions that support their financial goals.

The first step in comparing loan offers is understanding the terms and conditions associated with each one. Interest rates are a primary consideration, as even a small difference in rates can significantly impact the total cost over time. It's essential to distinguish between fixed and variable interest rates; fixed rates provide stability with consistent payments, while variable rates might start lower but could increase over time.

Beyond interest rates, pay attention to fees that might be associated with the loans. Origination fees, closing costs, and potential prepayment penalties can add up quickly. Some lenders might offer low interest rates but compensate by charging higher fees. Therefore, calculating the annual percentage rate (APR), which includes both the interest rate and any additional fees, provides a better all-around comparison tool.

Loan term length is another critical factor. Shorter terms typically mean higher monthly payments but less total interest paid over the life of the loan. Conversely, longer terms reduce monthly payments but increase overall interest costs. Homeowners should evaluate what monthly payment fits comfortably within their budget without stretching finances too thin.

Once you have a clear understanding of various loan offers' specifics, choosing the right lender becomes paramount. Reputation matters; look for lenders who have positive reviews and are known for good customer service. A reputable lender will provide transparency throughout the application process and be available to answer questions or address concerns promptly.

Consider also whether you want to work with a traditional bank or credit union versus an online lender or peer-to-peer platform. Traditional institutions may offer more personalized service and face-to-face interaction, whereas online options often provide convenience and sometimes more competitive rates due to lower overhead costs.

Before making a decision, it's wise to get pre-approved by multiple lenders. Pre-approval gives you an idea of what you qualify for and allows you to compare offers side-by-side effectively. Additionally, understand your credit score's impact on loan eligibility - higher scores generally result in better terms.

Lastly, trust your instincts during this process. If something feels off about a lender or if you're uncomfortable with certain terms or conditions after thorough research and consultation with financial advisors if necessary it might be wise to consider other options.

In conclusion, finding low interest home improvement loans requires diligence in comparing loan offers carefully while selecting a trustworthy lender that aligns with your financial situation and long-term goals. With these tips in mind, homeowners can secure financing that facilitates their dream renovations without compromising financial security.

Innovative Financing Models: Energy-as-a-Service (EaaS) Contracts

Maximizing energy efficiency in our homes is not just an environmental consideration; it's a financial strategy that can yield substantial savings over time. One of the most impactful ways to enhance energy efficiency is through seasonal HVAC (heating, ventilation, and air conditioning) upgrades. As homeowners become increasingly conscious of both their ecological footprint and their utility bills, investing in these upgrades becomes a savvy choice. Moreover, when combined with low-interest home improvement loans, these investments can be more accessible than ever.

The first step in maximizing energy efficiency is understanding the role of your HVAC system. This system accounts for a significant portion of energy consumption in any household, especially during peak seasons like summer and winter. An inefficient system not only drives up electricity bills but also often provides subpar temperature control, which can lead to discomfort and potential health issues.

Seasonal upgrades are particularly beneficial because they align with the natural fluctuation in home heating and cooling needs. For instance, before the chill of winter sets in, upgrading your furnace or adding insulation to ductwork can ensure that your system operates efficiently without overworking itself. In contrast, as summer approaches, ensuring that air conditioners are serviced or replaced with more efficient models can prevent unnecessary energy waste.

One might wonder about the cost implications of such upgrades. Initially, it may seem daunting to embark on significant renovations or replacements. However, this is where low-interest home improvement loans come into play. These financial products are designed to

make it easier for homeowners to invest in their properties without bearing an overwhelming upfront cost.

These loans typically offer favorable terms compared to traditional lending options because they are tailored specifically for improvements that increase property value or improve living conditions—such as enhancing energy efficiency through HVAC upgrades. By spreading out payments over several years at a lower interest rate, homeowners can manage costs while reaping immediate benefits from reduced utility bills and increased comfort.

Additionally, many governments and local authorities offer incentives for homeowners who undertake projects aimed at improving energy efficiency. These incentives might include tax credits or rebates that further reduce the net cost of HVAC upgrades—making them an even more attractive proposition when paired with low-interest financing options.

In conclusion, seasonal HVAC upgrades provide a dual advantage: they enhance comfort within the home environment while also significantly reducing energy consumption and associated expenses. When financed through low-interest home improvement loans, these investments become not only feasible but financially prudent decisions that align with long-term economic planning goals. As we look towards a sustainable future where every kilowatt counts, embracing such strategies becomes both an individual responsibility and a collective opportunity for positive change.

About Mobile home


This article is about the prefabricated structure. For the vehicle, see Recreational vehicle. For other uses, see Mobile home (disambiguation).

"Static Caravan" redirects here. For the record label, see Static Caravan Recordings.

"House on wheels" redirects here. For the South Korean variety show, see House on Wheels.

The examples and perspective in this article **deal primarily with the United States and do not represent a worldwide view of the subject**. You may improve this article, discuss the issue on the talk page, or create a new article, as appropriate. *(April 2017)* *(Learn how and when to remove this message)*

Image not found.




Mobile homes with detached single car garages

- v
- t
- e

Part of a series on

Living spaces



Main

- House: detached
- semi-detached
- terraced
- Apartment
- Bungalow
- Cottage
- Ecohouse
- Green home
- Housing project
- Human outpost
- I-house
- Ranch
- Tenement
- Condominium
- Mixed-use development
- Hotel
- Hostel
- Castle
- Public housing
- Squat
- Flophouse
- Shack
- Slum
- Shanty town
- Villa

Issues

- Affordability
- Affordability in the United States
- Executive housing
- Environmental:
 - design
 - planning
 - racism
- Environmental security
- Eviction
- Fair housing
- Healthiness
- Homelessness
- Housing crisis
- Housing discrimination
- Housing stress
- Overpopulation
- Housing inequality
- Home ownership
- Luxury apartments
- Ownership equity
- Permit
- Rent
- Subprime lending
- Subsidized housing
- Sustainable:
 - architecture
 - development
 - living
- Sustainable city
- Toxic hotspot
- Vagrancy

Society and politics

- Housing First
- Housing subsidy
- NIMBY
- Rapid Re-Housing
- Real estate appraisal
- Real estate bubble
- Real estate economics
- Real estate investing
- Redlining
- Rent regulation
- Right to housing
- Rent control
- Rent strike
- Tenants union
- YIMBY

Other

- Alternative lifestyle
- Assisted living
- Boomtown
- Cottage homes
- Eco-cities
- Ecovillage
- Foster care
- Green building
- Group home
- Halfway house
- Healthy community design
- Homeless shelter
- Hospital
- Local community
- Log house
- Natural building
- Nursing home
- Orphanage
- Prison
- Psychiatric hospital
- Residential care
- Residential treatment center
- Retirement community
- Retirement home
- Supportive housing
- Supported living



image not found or type unknown

Housing portal

A **mobile home** (also known as a **house trailer**, **park home**, **trailer**, or **trailer home**) is a prefabricated structure, built in a factory on a permanently attached chassis before being transported to site (either by being towed or on a trailer). Used as permanent homes, or for holiday or temporary accommodation, they are often left permanently or semi-permanently in one place, but can be moved, and may be required to move from time to time for legal reasons.

Mobile homes share the same historic origins as travel trailers, but today the two are very different, with travel trailers being used primarily as temporary or vacation homes. Behind the cosmetic work fitted at installation to hide the base, mobile homes have strong trailer frames, axles, wheels, and tow-hitches.

History

[edit]


In the United States, this form of housing goes back to the early years of cars and motorized highway travel.^[1] It was derived from the travel trailer (often referred to during the early years as "house trailers" or "trailer coaches"), a small unit with wheels attached permanently, often used for camping or extended travel. The original rationale for this type of housing was its mobility. Units were initially marketed primarily to people whose lifestyle required mobility. However, in the 1950s, the homes began to be marketed primarily as an inexpensive form of housing designed to be set up and left in a location for long periods of time or even permanently installed with a masonry foundation. Previously, units had been eight feet or fewer in width, but in 1956, the 10-foot (3.0 m) wide home ("ten-wide") was introduced, along with the new term "mobile home".^[2]

The homes were given a rectangular shape, made from pre-painted aluminum panels, rather than the streamlined shape of travel trailers, which were usually painted after assembly. All of this helped increase the difference between these homes and home/travel trailers. The smaller, "eight-wide" units could be moved simply with a car, but the larger, wider units ("ten-wide", and, later, "twelve-wide") usually required the services of a professional trucking company, and, often, a special moving permit from a state highway department. During the late 1960s and early 1970s, the homes were made even longer and wider, making the mobility of the units more difficult. Nowadays, when a factory-built home is moved to a location, it is usually kept there permanently and the mobility of the units has considerably decreased. In some states, mobile homes have been taxed as personal property if the wheels remain attached, but as real estate if the wheels are removed. Removal of the tongue and axles may also be a requirement for real estate classification.

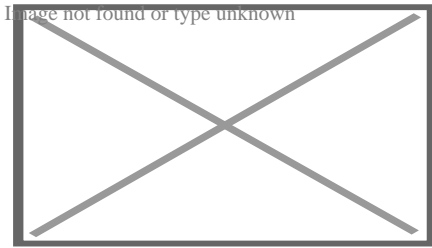
Manufactured home

[edit]

Main article: Manufactured housing



Example of a modern manufactured home in New Alexandria, Pennsylvania. 28 by 60 feet (8.5 m × 18.3 m)




Manufactured home foundation

Mobile homes built in the United States since June 1976, legally referred to as manufactured homes, are required to meet FHA certification requirements and come with attached metal certification tags. Mobile homes permanently installed on owned land are rarely mortgageable, whereas FHA code manufactured homes are mortgageable through VA, FHA, and Fannie Mae.

Many people who could not afford a traditional site-built home, or did not desire to commit to spending a large sum of money on housing, began to see factory-built homes as a viable alternative for long-term housing needs. The units were often marketed as an alternative to apartment rental. However, the tendency of the units of this era to depreciate rapidly in resale value^[citation needed] made using them as collateral for loans much riskier than traditional home loans. Terms were usually limited to less than the thirty-year term typical of the general home-loan market, and interest rates were considerably higher.^[citation needed] In that way, mobile home loans resembled motor vehicle loans more than traditional home mortgage loans.

Construction and sizes

[edit]



Exterior wall assemblies being set in place during manufacture

Mobile homes come in two major sizes, *single-wides* and *double-wides*. Single-wides are 18 feet (5.5 m) or less in width and 90 feet (27 m) or less in length and can be towed to their site as a single unit. Double-wides are 20 feet (6.1 m) or more wide and are 90 feet (27 m) in length or less and are towed to their site in two separate units, which are then joined. *Triple-wides* and even homes with four, five, or more units are also built but less frequently.

While site-built homes are rarely moved, single-wide owners often "trade" or sell their home to a dealer in the form of the reduction of the purchase of a new home. These "used" homes are either re-sold to new owners or to park owners who use them as inexpensive rental units. Single-wides are more likely to be traded than double-wides because removing them from the site is easier. In fact, only about 5% of all double-wides will ever be moved.^[citation needed]


While an EF1 tornado might cause minor damage to a site-built home, it could do significant damage to a factory-built home, especially an older model or one that is not properly secured. Also, structural components (such as windows) are typically weaker than those in site-built homes.^[3] 70 miles per hour (110 km/h) winds can destroy a mobile home in a matter of minutes. Many brands offer optional hurricane straps, which can be used to tie the home to anchors embedded in the ground.

Regulations

[edit]

United States

[edit]



Home struck by tornado

In the United States, mobile homes are regulated by the US Department of Housing and Urban Development (HUD), via the Federal National Manufactured Housing Construction and Safety Standards Act of 1974. This national regulation has allowed many manufacturers to distribute nationwide because they are immune to the jurisdiction of local building authorities.^[4] ^[5] Af A ç A ç â € š Ā - Ā ... Ā 1 Af A ç A ç â € š Ā - Ā ... Ā By contrast, producers of modular homes must abide by state and local building codes. There are, however, wind zones adopted by HUD that home builders must follow. For example, statewide, Florida is at least wind zone 2. South Florida is wind zone 3, the strongest wind zone. After Hurricane Andrew in 1992, new standards were adopted for home construction. The codes for building within these wind zones were significantly amended, which has greatly increased their durability. During the 2004 hurricanes in Florida, these standards were put to the test, with great success. Yet, older models continue to face the exposed risk to high winds because of the attachments applied such as carports, porch

and screen room additions. Such areas are exposed to "wind capture" which apply extreme force to the underside of the integrated roof panel systems, ripping the fasteners through the roof pan causing a series of events which destroys the main roof system and the home.

The popularity of the factory-built homes caused complications the legal system was not prepared to handle. Originally, factory-built homes tended to be taxed as vehicles rather than real estate, which resulted in very low property tax rates for their inhabitants. That caused local governments to reclassify them for taxation purposes.

However, even with that change, rapid depreciation often resulted in the home occupants paying far less in property taxes than had been anticipated and budgeted. The ability to move many factory-built homes rapidly into a relatively small area resulted in strains to the infrastructure and governmental services of the affected areas, such as inadequate water pressure and sewage disposal, and highway congestion. That led jurisdictions to begin placing limitations on the size and density of developments.

Early homes, even those that were well-maintained, tended to depreciate over time, much like motor vehicles. That is in contrast to site-built homes which include the land they are built on and tend to appreciate in value. The arrival of mobile homes in an area tended to be regarded with alarm, in part because of the devaluation of the housing potentially spreading to preexisting structures.

This combination of factors has caused most jurisdictions to place zoning regulations on the areas in which factory-built homes are placed, and limitations on the number and density of homes permitted on any given site. Other restrictions, such as minimum size requirements, limitations on exterior colors and finishes, and foundation mandates have also been enacted. There are many jurisdictions that will not allow the placement of any additional factory-built homes. Others have strongly limited or forbidden all single-wide models, which tend to depreciate more rapidly than modern double-wide models.

Apart from all the practical issues described above, there is also the constant discussion about legal fixture and chattels and so the legal status of a trailer is or could be affected by its incorporation to the land or not. This sometimes involves such factors as whether or not the wheels have been removed.

North Carolina

[edit]

The North Carolina Board of Transportation allowed 14-foot-wide homes on the state's roads, but until January 1997, 16-foot-wide homes were not allowed. 41 states allowed 16-foot-wide homes, but they were not sold in North Carolina. Under a trial program approved January 10, 1997, the wider homes could be delivered on specific roads at certain times of

day and travel 10 mph below the speed limit, with escort vehicles in front and behind.^[6]^[7] Eventually, all homes had to leave the state on interstate highways.^[8]

In December 1997, a study showed that the wider homes could be delivered safely, but some opponents still wanted the program to end.^[9] On December 2, 1999, the NC Manufactured Housing Institute asked the state Board of Transportation to expand the program to allow deliveries of 16-foot-wide homes within North Carolina.^[8] A month later, the board extended the pilot program by three months but did not vote to allow shipments within the state.^[10] In June 2000, the board voted to allow 16-foot-side homes to be shipped to other states on more two-lane roads, and to allow shipments in the state east of US 220. A third escort was required, including a law enforcement officer on two-lane roads.^[11]

New York

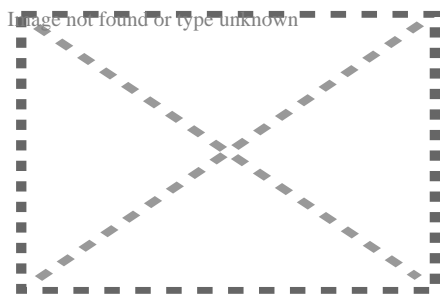
[edit]

In New York State, the Homes and Community Renewal agency tracks mobile home parks and provides regulations concerning them. For example, the agency requires park owners to provide residents with a \$15,000 grant if residents are forced to move when the land is transferred to a new owner. Residents are also granted the right of first refusal for a sale of the park, however, if the owner does not evict tenants for five years, the land sale can go ahead. State law also restricts the annual increase in land lot fee to a cap of 3 percent, unless the landowner demonstrates hardship in a local court, and can then raise the land lot fee by up to 6 percent in a year.^[12]

Mobile home parks

[edit]

Main article: Trailer park



Meadow Lanes Estates Mobile Home Park, Ames, Iowa, August 2010, during a flood

Mobile homes are often sited in land lease communities known as trailer parks (also 'trailer courts', 'mobile home parks', 'mobile home communities', 'manufactured home communities', 'factory-built home communities' etc.); these communities allow

homeowners to rent space on which to place a home. In addition to providing space, the site often provides basic utilities such as water, sewer, electricity, or natural gas and other amenities such as mowing, garbage removal, community rooms, pools, and playgrounds.

There are over 38,000^[13] trailer parks in the United States ranging in size from 5 to over 1,000 home sites. Although most parks appeal to meeting basic housing needs, some communities specialize towards certain segments of the market. One subset of mobile home parks, retirement communities, restrict residents to those age 55 and older. Another subset of mobile home parks, seasonal communities, are located in popular vacation destinations or are used as a location for summer homes. In New York State, as of 2019, there were 1,811 parks with 83,929 homes.^[12]

Newer homes, particularly double-wides, tend to be built to much higher standards than their predecessors and meet the building codes applicable to most areas. That has led to a reduction in the rate of value depreciation of most used units.^[14]

Additionally, modern homes tend to be built from materials similar to those used in site-built homes rather than inferior, lighter-weight materials. They are also more likely to physically resemble site-built homes. Often, the primary differentiation in appearance is that factory-built homes tend to have less of a roof slope so that they can be readily transported underneath bridges and overpasses.^[citation needed]

The number of double-wide units sold exceeds the number of single-wides, which is due in part to the aforementioned zoning restrictions. Another reason for higher sales is the spaciousness of double-wide units, which are now comparable to site-built homes. Single-wide units are still popular primarily in rural areas, where there are fewer restrictions. They are frequently used as temporary housing in areas affected by natural disasters when restrictions are temporarily waived.^[citation needed]

Another recent trend has been parks in which the owner of the mobile home owns the lot on which their unit is parked. Some of these communities simply provide land in a homogeneous neighborhood, but others are operated more like condominiums with club homes complete with swimming pools and meeting rooms which are shared by all of the residents, who are required to pay membership fees and dues.

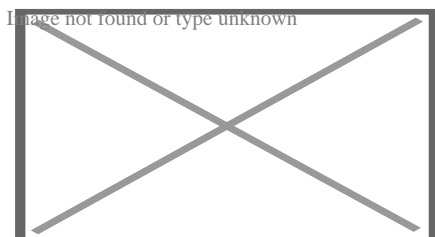
By country

[edit]

Mobile home (or mobile-homes) are used in many European campgrounds to refer to fixed caravans, purpose-built cabins, and even large tents, which are rented by the week or even year-round as cheap accommodation, similar to the US concept of a trailer park. Like many other US loanwords, the term is not used widely in Britain.^[citation needed]

United Kingdom


[edit]



A mobile home marketed as a holiday home

Mobile Homes or Static Caravans are popular across the United Kingdom. They are more commonly referred to as Park Homes or Leisure Lodges, depending on if they are marketed as a residential dwelling or as a second holiday home residence.

Residential Mobile homes (park homes) are built to the BS3632 standard. This standard is issued by the British Standards Institute. The institute is a UK body who produce a range of standards for businesses and products to ensure they are fit for purpose. The majority of residential parks in the UK have a minimum age limit for their residents, and are generally marketed as retirement or semi-retirement parks. Holiday Homes, static caravans or holiday lodges aren't required to be built to BS3632 standards, but many are built to the standard.



A static caravan park on the cliffs above Beer, Devon, England

In addition to mobile homes, static caravans are popular across the UK. Static caravans have wheels and a rudimentary chassis with no suspension or brakes and are therefore transported on the back of large flatbed lorries, the axle and wheels being used for movement to the final location when the static caravan is moved by tractor or 4x4. A static caravan normally stays on a single plot for many years and has many of the modern conveniences normally found in a home.

Mobile homes are designed and constructed to be transportable by road in one or two sections. Mobile homes are no larger than 20 m × 6.8 m (65 ft 7 in × 22 ft 4 in) with an internal maximum height of 3.05 m (10 ft 0 in). Legally, mobile homes can still be defined as "caravans".


Static holiday caravans generally have sleeping accommodation for 6 to 10 people in 2, 3 or 4 bedrooms and on convertible seating in the lounge referred to as a 'pull out bed'. They tend towards a fairly "open-plan" layout, and while some units are double glazed and centrally heated for year-round use, cheaper models without double glazing or central heating are available for mainly summer use. Static caravan holiday homes are intended for leisure use and are available in 10 and 12 ft (3.0 and 3.7 m) widths, a small number in 13 and 14 ft (4.0 and 4.3 m) widths, and a few 16 ft (4.9 m) wide, consisting of two 8 ft (2.4 m) wide units joined. Generally, holiday homes are clad in painted steel panels, but can be clad in PVC, timber or composite materials. Static caravans are sited on caravan parks where the park operator of the site leases a plot to the caravan owner. There are many holiday parks in the UK in which one's own static caravan can be owned. There are a few of these parks in areas that are prone to flooding and anyone considering buying a sited static caravan needs to take particular care in checking that their site is not liable to flooding.

Static caravans can be rented on an ad-hoc basis or purchased. Purchase prices range from £25,000 to £100,000. Once purchased, static caravans have various ongoing costs including insurance, site fees, local authority rates, utility charges, winterisation and depreciation. Depending on the type of caravan and the park these costs can range from £1,000 to £40,000 per year.^[15] Some park owners used to have unfair conditions in their lease contracts but the Office of Fair Trading has produced a guidance document available for download called Unfair Terms in Holiday Caravan Agreements which aims to stop unfair practices.

Israel

[edit]

Main article: Caravan (Israel)



Posting of *caravan* in Mitzpe Hila, Israel, 1982

Many Israeli settlements and outposts are originally composed of caravans (Hebrew: *caravan*; pl. *caravanim*). They are constructed of light metal, are not insulated but can be outfitted with heating and air-conditioning units, water lines, recessed lighting, and floor tiling to function

in a full-service capacity. Starting in 2005, prefabricated homes, named *caravillas*

(Hebrew:

קרונוילים), a portmanteau of the words caravan, and villa, begin to replace mobile homes in many Israeli settlements.

Difference from modular homes

[edit]

Main article: Modular home

Because of similarities in the manufacturing process, some companies build both types in their factories. Modular homes are transported on flatbed trucks rather than being towed, and lack axles and an automotive-type frame. However, some modular homes are towed behind a semi-truck or toter on a frame similar to that of a trailer. The home is usually in two pieces and is hauled by two separate trucks. Each frame has five or more axles, depending on the size of the home. Once the home has reached its location, the axles and the tongue of the frame are then removed, and the home is set on a concrete foundation by a large crane.

Both styles are commonly referred to as factory-built housing, but that term's technical use is restricted to a class of homes regulated by the Federal National Mfd. Housing Construction and Safety Standards Act of 1974.

Most zoning restrictions on the homes have been found to be inapplicable or only applicable to modular homes. That occurs often after considerable litigation on the topic by affected jurisdictions and by plaintiffs failing to ascertain the difference. Most modern modulars, once fully assembled, are indistinguishable from site-built homes. Their roofs are usually transported as separate units. Newer modulars also come with roofs that can be raised during the setting process with cranes. There are also modulars with 2 to 4 storeys.

Gallery

[edit]

Construction starts with the frame.

○

Image not found or type unknown

Construction starts with the frame.

Interior wall assemblies are attached.

○

Image not found or type unknown

Interior wall assemblies are attached.

Roof assembly is set atop home.

○

Image not found or type unknown

Roof assembly is set atop home.

Drywall is completed.

○

Image not found or type unknown

Drywall is completed.

Home is ready for delivery to site.

○

Image not found or type unknown

Home is ready for delivery to site.

- A modern "triple wide" home, designed to look like an adobe home

Image not found or type unknown

A modern "triple wide" home,
designed to look like an
adobe home

A mobile home is being moved, California.

○

Image not found or type unknown

A mobile home
is being moved,
California.


- A mobile home being prepared for transport

Image not found or type unknown

A mobile home being
prepared for transport

See also

[edit]

-  Housing portal
- All Parks Alliance for Change
- Campervan
- Construction trailer
- Houseboat
- Manufactured housing
- Modular home
- Motorhome
- Nomadic wagons
- Recreational vehicle

- Reefer container housing units
- Small house movement
- Trailer (vehicle)
- Trailer Park Boys
- Trailer trash
- Vardo
- Prefabricated home

References

[edit]

1. ^ "Part 17, Mobile Home Parks". *ny.gov*.
2. ^ "Mobile Manufactured Homes". *ct.gov*. Retrieved 28 March 2018.
3. ^ "Caravan Repairs? Great Caravan Repair Deals!". *canterburycaravans.com.au*.
4. ^ "Titles for Mobile Homes". *AAA Digest of Motor Laws*.
5. ^ Andrews, Jeff (January 29, 2018). "HUD to explore deregulating manufactured housing". *Curbed*. Archived from the original on 2018-01-29. Retrieved 2019-04-19.
6. ^ Hackett, Thomas (January 11, 1997). "Extra-wide homes to take to the road". *News & Observer*. p. A3.
7. ^ Mitchell, Kirsten B. (January 10, 1997). "Wider trailer transport OK'd". *Star-News*. p. 1A.
8. ^ **a b** Whitacre, Dianne (December 2, 1999). "Mobile-Home Makers Look to Squeeze on N.C. Roads". *The Charlotte Observer*. p. 1C.
9. ^ "Study: Keep Curbs on Transporting Wide Mobile Homes". *The Charlotte Observer*. December 1, 1997. p. 4C.
10. ^ Bonner, Lynn (January 7, 2000). "Program for wide mobile homes extended". *News & Observer*. p. A3.
11. ^ "Wide mobile homes given final approval". *News & Observer*. June 3, 2000. p. A3.
12. ^ **a b** Liberatore, Wendy (January 23, 2022). "Saratoga County's mobile home parks - a sign of an affordable housing crisis". *www.timesunion.com*. Retrieved January 23, 2022.
13. ^ "Database of Mobile Home Parks in the United States". Retrieved 2009-02-17.
14. ^ "Homes". *Answers.com*. Retrieved 2006-09-12.
15. ^ "Cost of a static caravan or lodge". *StaticCaravanExpert*. 28 December 2020. Retrieved 2021-03-07.

Further reading

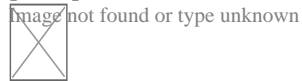
[edit]

- Benson, J. E. (1990). Good neighbors: Ethnic relations in Garden City trailer courts. *Urban Anthropology*, 19, 361–386.
- Burch-Brown, C. (1996). *Trailers*. Charlottesville: University Press of Virginia. Text by David Rigsbee.
- Geisler, C. C., & Mitsuda, H. (1987). Mobile-home growth, regulation, and discrimination in upstate New York. *Rural Sociology*, 52, 532–543.

- Hart, J. F., Rhodes, M. J., & Morgan, J. T. (2002). *The unknown world of the mobile home*. Baltimore: Johns Hopkins University Press.
- MacTavish, K. A., & Salamon, S. (2001). Mobile home park on the prairie: A new rural community form. *Rural Sociology*, 66, 487–506.
- Moore, B. (2006). Trailer trash: The world of trailers and mobile homes in the Southwest. Laughlin: *Route 66 Magazine*.
- Thornburg, D. A. (1991). *Galloping bungalows: The rise and demise of the American house trailer*. Hamden: Archon Books.
- Wallis, A. D. (1991). *Wheel estate: The rise and decline of mobile homes*. New York: Oxford University Press.

External links

[edit]



Wikimedia Commons has media related to ***Mobile homes***.

- Regulating body in the UK
- US Federal Manufactured Home Construction and Safety Standards

About Royal Supply Inc

Photo

Image not found or type unknown

Photo

Image not found or type unknown

Photo

Image not found or type unknown

Photo

Image not found or type unknown

Photo

Image not found or type unknown

Photo

Image not found or type unknown

Things To Do in Johnson County

Photo

9/11 Memorial

4.9 (183)

Photo

Image not found or type unknown

Museum at Prairiefire

4.3 (1149)

Photo

Image not found or type unknown

Overland Park Arboretum & Botanical Gardens

4.8 (3513)

Photo

Ensor Park & Museum

4.9 (19)

Photo

Image not found or type unknown

Firefly Forest

3.9 (29)

Photo

Image not found or type unknown

TimberRidge Adventure Center

4.6 (101)

Driving Directions in Johnson County

Driving Directions From Life Time to Royal Supply Inc

Driving Directions From Tapco Products Co to Royal Supply Inc

Driving Directions From Extended Stay Lenexa Studios to Royal Supply Inc

Driving Directions From Motel 6 Lenexa, KS - Kansas City Southwest to Royal Supply Inc

https://www.google.com/maps/dir/Widmer+Electric+Inc./Royal+Supply+Inc/@38.935494.7477762,14z/data=!3m1!4b1!4m14!4m13!1m5!1m1!1sChIJ4Yd_yN-UwlcRgCobVLjTEqo!2m2!1d-94.7477762!2d38.9354272!1m5!1m1!1sChIJ_XoYwMj7wlcRCNrQGPAF00Y!2m2!1d-94.7597267!2d38.9453734!3e0

https://www.google.com/maps/dir/Ambitious+Pixels/Royal+Supply+Inc/@38.9480783,94.7414298,14z/data=!3m1!4b1!4m14!4m13!1m5!1m1!1sChIJb6nCI7LxwlcRN5W7Rnm!94.7414298!2d38.9480783!1m5!1m1!1sChIJ_XoYwMj7wlcRCNrQGPAF00Y!2m2!1d-94.7597267!2d38.9453734!3e3

https://www.google.com/maps/dir/Motel+6+Lenexa%2C+KS+-+Kansas+City+Southwest/Royal+Supply+Inc/@38.9519653,-94.7350223,14z/data=!3m1!4b1!4m14!4m13!1m5!1m1!1sChIJtbkSqMmUwlcRD7mzhG!94.7350223!2d38.9519653!1m5!1m1!1sChIJ_XoYwMj7wlcRCNrQGPAF00Y!2m2!1d-94.7597267!2d38.9453734!3e0

https://www.google.com/maps/dir/Overland+Park/Royal+Supply+Inc/@38.9822282,-94.6707917,14z/data=!3m1!4b1!4m14!4m13!1m5!1m1!1sChIJ0zgmp1GVwlcRyPIEOOtF!94.6707917!2d38.9822282!1m5!1m1!1sChIJ_XoYwMj7wlcRCNrQGPAF00Y!2m2!1d-94.7597267!2d38.9453734!3e3

Driving Directions From South Lake Park to Royal Supply Inc

Driving Directions From Overland Park Arboretum & Botanical Gardens to Royal Supply Inc

Driving Directions From South Lake Park to Royal Supply Inc

Driving Directions From 9/11 Memorial to Royal Supply Inc

Driving Directions From Overland Park Arboretum & Botanical Gardens to Royal Supply Inc

Driving Directions From 9/11 Memorial to Royal Supply Inc

https://www.google.com/maps/dir/Heritage+Park/Royal+Supply+Inc/@38.8308502,-94.7528206,14z/data=!3m1!4b1!4m14!4m13!1m5!1m1!1sunknown!2m2!1d-94.7528206!2d38.8308502!1m5!1m1!1sChIJ_XoYwMj7wlcRCNrQGPAF00Y!2m2!1d-94.7597267!2d38.9453734!3e0

https://www.google.com/maps/dir/South+Lake+Park/Royal+Supply+Inc/@38.9725,-94.6738889,14z/data=!3m1!4b1!4m14!4m13!1m5!1m1!1sunknown!2m2!1d-94.6738889!2d38.9725!1m5!1m1!1sChIJ_XoYwMj7wlcRCNrQGPAF00Y!2m2!1d-94.7597267!2d38.9453734!3e0

https://www.google.com/maps/dir/Firefly+Forest/Royal+Supply+Inc/@38.8776825,-94.6869656,14z/data=!3m1!4b1!4m14!4m13!1m5!1m1!1sunknown!2m2!1d-94.6869656!2d38.8776825!1m5!1m1!1sChIJ_XoYwMj7wlcRCNrQGPAF00Y!2m2!1d-94.7597267!2d38.9453734!3e0

https://www.google.com/maps/dir/TimberRidge+Adventure+Center/Royal+Supply+Inc/@38.9695038,-94.9695038,14z/data=!3m1!4b1!4m14!4m13!1m5!1m1!1sunknown!2m2!1d-94.9695038!2d38.9062703!1m5!1m1!1sChIJ_XoYwMj7wlcRCNrQGPAF00Y!2m2!1d-94.7597267!2d38.9453734!3e0

https://www.google.com/maps/dir/Ensor+Park+%26+Museum/Royal+Supply+Inc/@38.94.8053324,14z/data=!3m1!4b1!4m14!4m13!1m5!1m1!1sunknown!2m2!1d-94.8053324!2d38.7959836!1m5!1m1!1sChIJ_XoYwMj7wlcRCNrQGPAF00Y!2m2!1d-94.7597267!2d38.9453734!3e0

https://www.google.com/maps/dir/Firefly+Forest/Royal+Supply+Inc/@38.8776825,-94.6869656,14z/data=!3m1!4b1!4m14!4m13!1m5!1m1!1sunknown!2m2!1d-94.6869656!2d38.8776825!1m5!1m1!1sChIJ_XoYwMj7wlcRCNrQGPAF00Y!2m2!1d-94.7597267!2d38.9453734!3e0

Reviews for Royal Supply Inc

Royal Supply Inc

Image not found or type unknown

J.

(1)

Terrible AC install. Skimped on 90°C fittings for the electric conduit under my house, they used black electrical tape instead, I look under my house to find bare wires that are not in a conduit which is an electrical safety no no and could lead to my house burning down. Left a massive gaping hole in my insulation leaving me to deal with itchy fiberglass myself which I only discovered after a summer of high electricity bills due to terrible insulation.

Royal Supply Inc

Image not found or type unknown

Caleb Roye

(5)

incredibly helpful staff. very educated on products and installation.

Royal Supply Inc

Image not found or type unknown

william mann

(5)

Needed an exterior door in a hurry after storm damaged mine. All the big box stores were days or weeks out on a 34x76 door. Google lead me here, I went in, asked if he had one that size, took me in their warehouse and showed me several options. Found a door I liked, and they had all the additional hardware to install I needed. One stop shop, friendly and helpful. Priced right too.

Royal Supply Inc

Image not found or type unknown

Ashley Foster

(5)

In a rush we had to replace our tub/surround in our home. We ordered online with another supplier and had a HORRIBLE experience. A friend recommended Royal Supply and they had exactly what we needed. We paid, loaded our trailer and were gone in less than 15 minutes. They are friendly and very helpful. Would definitely recommend to family and friends.

Applying for Low Interest Home Improvement Loans [View GBP](#)

Frequently Asked Questions

What qualifications do I need to meet to be eligible for a low-interest loan for HVAC improvements?

To qualify, you typically need a good credit score, proof of income that shows your ability to repay the loan, and sometimes equity in your home. Specific requirements can vary by lender or government program.

Are there specific loan programs available for energy-efficient HVAC upgrades?

Yes, many lenders offer special financing or reduced interest rates for energy-efficient upgrades. Additionally, government programs like the FHA Title 1 Loan Program and state-specific green energy initiatives may provide favorable terms for such projects.

How can I ensure that my HVAC project is covered by the loan?

Before applying, get a detailed estimate from an HVAC contractor specifying costs and scope of work. Confirm with your lender that these expenses are eligible under their policy. This

documentation will often be required during the application process.

Royal Supply Inc

Phone : +18164837979

City : Lenexa

State : KS

Zip : 66215

Address : Unknown Address

Google Business Profile

Company Website : <https://royal-durhamsupply.com/locations/lenexa-kansas/>

Sitemap

Privacy Policy

About Us