



- **Approaches to Funding Major System Upgrades**
Approaches to Funding Major System Upgrades Understanding Flat Rate Pricing vs Hourly Billing Considering Payment Plans for Costly Equipment Exploring Credit Options for Mobile Home Repairs Evaluating Interest Rates on HVAC Financing Deciding Between Cash Payment and Loan Assistance Using Budget Planning to Manage HVAC Expenses Applying for Low Interest Home Improvement Loans Strategies for Saving on Seasonal Tune Up Costs Discussing Payment Flexibility with HVAC Providers Tracking Monthly Expenses to Avoid Overextension Selecting the Right Financing Partner for Big Projects
- **Reviewing EPA Compliance Requirements for HVAC Work**
Reviewing EPA Compliance Requirements for HVAC Work Understanding Local Permit Processes for Mobile Home Projects Following Guidelines for Proper Refrigerant Handling Recognizing OSHA Mandates on Workplace Safety Steps for Meeting State Licensing Obligations Checking Zoning Rules for External AC Installations Ensuring Adequate Ventilation to Meet Code Standards Maintaining Indoor Air Quality Through Compliance Importance of Safety Gear for HVAC Technicians Documenting Work to Verify Code Adherence Identifying Common Violations During Inspections Coordinating with Local Authorities for Larger Renovations
- **About Us**



Seasonal HVAC systems, which are integral to maintaining comfort in both residential and commercial environments, require specialized equipment due to their complex nature and the varying demands they face throughout the year. As these systems are designed to regulate temperature and air quality across different seasons, they must be equipped with specific components that can adapt to changes in weather conditions. This necessity for specialized equipment directly impacts the overall cost of installation and maintenance of HVAC systems.

One primary reason seasonal HVAC systems require specialized equipment is due to their need for efficiency in both heating and cooling. For instance, during the winter months, a system must efficiently heat an indoor space while minimizing energy consumption. Similarly, it must be capable of effective cooling during the summer months without excessively increasing utility bills. This dual functionality often necessitates advanced technologies such as variable-speed compressors and high-efficiency heat exchangers. These components ensure optimal performance while adhering to modern energy standards.

Emergency repairs are often needed during extreme weather events **mobile home hvac near me** HVAC.

Moreover, seasonal changes bring about fluctuations in humidity levels, which HVAC systems must manage effectively to maintain a comfortable indoor environment. Specialized humidifiers or dehumidifiers integrated into these systems help control moisture levels, preventing issues like mold growth or overly dry air that can affect health and comfort. Additionally, air filtration components are tailored to handle varying pollen counts and other airborne particles that differ with each season.

The requirement for such specialized components inevitably raises the cost of seasonal HVAC systems. This brings us to the topic of considering payment plans for costly equipment. Given the substantial initial investment required for purchasing and installing a sophisticated HVAC system, many homeowners and businesses find it beneficial to explore flexible financing options.

Payment plans offer a practical solution by spreading out the cost over time rather than requiring a large upfront payment. These plans not only make high-quality systems more accessible but also allow customers to opt for better equipment that might have been otherwise unaffordable. By choosing payment plans tailored to their financial situation, individuals can ensure they receive an efficient system capable of handling seasonal

demands without compromising on quality or technology.

Furthermore, some providers offer interest-free periods or low-interest rates on financed purchases, making it even more feasible for customers to invest in top-tier HVAC solutions.

In addition to easing financial strain, these payment options often come with extended warranties or service agreements that provide peace of mind through regular maintenance checks and prompt repairs if needed.

In conclusion, while seasonal HVAC systems demand specialized equipment due to their multifunctional requirements across different climates, this need significantly influences their cost structure. Considering payment plans becomes essential for managing these expenses effectively without sacrificing performance or reliability. Such financing arrangements not only facilitate access to advanced technology but also promote long-term savings through energy-efficient operations-ultimately enhancing comfort while being mindful of budgetary constraints.

Traditional Funding Methods: Loans and Credit Options —

- Evaluating the Costs and Benefits of Major System Upgrades
- Traditional Funding Methods: Loans and Credit Options
- Government Grants and Incentive Programs for Energy Efficiency
- Exploring Private Sector Investment Opportunities
- Crowdfunding as a Community-Based Funding Approach
- Innovative Financing Models: Energy-as-a-Service (EaaS) Contracts

In today's economic climate, managing costs has become a pivotal concern for both businesses and homeowners. As expenses continue to rise, the importance of efficient financial management cannot be overstated. One effective strategy that has gained traction in recent years is considering payment plans for costly equipment. This approach not only alleviates immediate financial burdens but also offers long-term advantages that can significantly enhance fiscal stability.

For businesses, acquiring essential equipment can often present a substantial upfront cost, which can be particularly challenging for small to medium-sized enterprises. The decision to purchase machinery, technology, or other necessary tools outright may strain cash flow and limit available capital for other critical operations. By opting for payment plans, businesses can distribute these costs over time, making it easier to manage their finances without sacrificing quality or efficiency. This method also allows companies to remain competitive by accessing the latest technology and equipment without depleting their reserves.

Similarly, homeowners face their own set of financial challenges when it comes to purchasing costly household equipment such as HVAC systems, kitchen appliances, or even solar panels. The upfront costs associated with these purchases can be daunting. However, payment plans provide a feasible alternative by breaking down expenditures into manageable monthly installments. This approach not only makes high-quality home improvements more accessible but also empowers homeowners to make environmentally friendly choices that might otherwise be financially prohibitive.

Moreover, considering payment plans encourages a disciplined approach to budgeting and financial planning. Both businesses and homeowners benefit from predictable expenses that allow them to allocate funds more effectively across various needs and priorities. It fosters a culture of forward-thinking where individuals are more conscious of their spending habits and are better equipped to handle unexpected expenses.

Another significant advantage of utilizing payment plans is the potential impact on credit health. Consistent payments made on time reflect positively on credit scores for both businesses and individuals. A strong credit profile opens doors to future financing options at favorable terms and interest rates, creating opportunities for further growth and investment.

In conclusion, managing costs through payment plans for expensive equipment offers numerous benefits that resonate deeply with both business owners and homeowners alike. By strategically spreading out payments over time, this approach not only eases immediate financial pressures but also supports sustainable growth and development in the long term. Embracing such strategies represents a savvy move towards fiscal responsibility in an era where every dollar counts more than ever before.

Posted by on

Posted by on

Posted by on

Posted by on

Government Grants and Incentive Programs for Energy Efficiency

Evaluating the cost implications of considering payment plans for costly equipment is a critical exercise for businesses and individuals alike. As prices for advanced technology and specialized machinery continue to rise, many are faced with the challenge of acquiring

necessary equipment without draining financial resources or disrupting cash flow. Payment plans have emerged as a strategic solution, offering a balance between immediate needs and long-term fiscal responsibility.

When contemplating the acquisition of costly equipment through payment plans, it's essential first to understand the primary benefits these arrangements can offer. One major advantage is improved cash flow management. Instead of making a substantial upfront investment, businesses can spread payments over time, allowing them to allocate funds to other pressing operational needs or invest in growth opportunities. This flexibility can be vital for startups or small enterprises that may not have abundant capital reserves.

Moreover, payment plans often come with additional services such as maintenance contracts or upgrades included within the monthly fees. These bundled offerings can enhance value by ensuring that equipment remains up-to-date and functional without incurring unexpected repair costs. In industries where technology evolves rapidly, having access to timely upgrades can also prevent obsolescence, keeping operations competitive.

However, it's crucial to evaluate the potential downsides before committing to a payment plan. Interest rates can significantly affect the total cost of ownership over time. Even if initial payments seem manageable, high interest rates might result in paying substantially more than the original price tag by the end of the term. Therefore, thorough market research and comparison between different financing options are indispensable steps in this decision-making process.

Moreover, understanding contractual obligations is paramount. Some agreements may include clauses that penalize early repayments or impose stringent terms on defaulting payments. It is wise to negotiate terms that cater best to your financial situation while providing some leeway should circumstances change unexpectedly.

Furthermore, businesses must consider their future credit positions when opting for such plans. Continuous borrowing could potentially impact credit ratings or hinder future borrowing capabilities if not managed judiciously.

In conclusion, while payment plans provide an appealing avenue for acquiring costly equipment without upfront financial strain, they require careful scrutiny to ensure cost-effectiveness in the long run. By weighing advantages such as enhanced cash flow and technological currency against potential pitfalls like interest rates and contractual rigidity,

businesses can make informed decisions that align with both their immediate operational needs and future financial health. Ultimately, strategic planning and diligent evaluation stand at the core of leveraging payment plans effectively as part of broader fiscal management strategies.



Exploring Private Sector Investment Opportunities

Purchasing, installing, and maintaining an HVAC system is a significant financial undertaking that many homeowners face with apprehension. The costs associated with these systems can be daunting, often leading individuals to explore payment plans as a viable solution for managing expenses. Understanding the detailed breakdown of these costs is crucial in making informed decisions about financing options.

Firstly, the initial purchase price of an HVAC system varies widely based on factors such as the size of the unit, its energy efficiency rating, and additional features like smart technology integration. High-efficiency units tend to have higher upfront costs but promise substantial long-term savings on energy bills. Therefore, it's essential to weigh the benefits of investing in a more expensive model against potential future savings.

Installation costs are another significant component of the overall expense. These can fluctuate depending on the complexity of the installation process and local labor rates. For instance, replacing an old unit might involve additional charges for removing existing equipment or upgrading ductwork. It's advisable to obtain quotes from multiple contractors to ensure competitive pricing and quality service.

Maintenance is an ongoing cost that must not be overlooked when considering HVAC expenses. Regular servicing helps maintain system efficiency and prolongs its lifespan, preventing costly repairs down the line. Annual maintenance contracts are available from many service providers and can offer peace of mind by covering routine inspections and minor repairs for a fixed fee.

Given these financial considerations, exploring payment plans becomes an attractive option for many homeowners. Many manufacturers and retailers offer financing solutions that allow buyers to spread out payments over time rather than facing a large initial outlay. These plans often come with low or zero interest rates during promotional periods but require careful examination of terms to avoid unexpected fees or penalties.

In summary, while purchasing an HVAC system involves substantial costs across various stages-purchase, installation, and maintenance-considering payment plans can alleviate immediate financial pressure. By understanding each cost component thoroughly and choosing a suitable financing option, homeowners can manage their budgets effectively while ensuring comfort in their living spaces year-round.

Crowdfunding as a Community-Based Funding Approach

In the realm of business operations, decision-making often teeters between immediate needs and future implications. This balancing act is particularly evident when considering payment plans for costly equipment. At the heart of this discussion lies the juxtaposition of long-term financial impact versus short-term expenditures—a theme that resonates with many organizations striving to optimize their resources while ensuring sustainable growth.

The allure of new equipment is undeniable. Advanced machinery or state-of-the-art technology can potentially revolutionize operational efficiency, enhance productivity, and propel a company ahead of its competitors. However, the initial capital outlay required for such acquisitions can be daunting. This is where payment plans come into play, offering a strategic solution that mitigates the burden of upfront costs.

From a short-term perspective, opting for a payment plan allows businesses to preserve their cash flow. Instead of depleting reserves or redirecting funds from other critical areas, companies can distribute payments over time, aligning them with revenue streams generated by the new equipment. This approach enables firms to maintain liquidity and agility in addressing other immediate financial obligations.

However, it is imperative to consider the long-term financial impact of entering into such agreements. Payment plans often involve interest rates or additional fees that can inflate the overall cost beyond the initial price tag. Businesses must evaluate whether these added expenses are justified by the anticipated benefits derived from the equipment's use. A thorough cost-benefit analysis should take precedence before committing to any long-term financial obligation.

Moreover, reliance on payment plans necessitates consistent forecasting and budget management to ensure timely repayments without disrupting operations. Failure to adhere to these commitments could jeopardize credit ratings and hinder access to future financing opportunities.

Ultimately, deciding between prioritizing short-term expenditures or focusing on long-term financial health requires a nuanced understanding of an organization's unique circumstances and strategic objectives. It calls for collaboration among key stakeholders-financial experts, operational managers, and visionary leaders-to develop a cohesive plan that aligns with both current needs and future aspirations.

While payment plans offer a viable pathway for acquiring costly equipment without overwhelming immediate finances, they demand careful consideration and judicious planning. Striking an optimal balance between minimizing short-term expenditures and safeguarding long-term financial stability remains an art form-one that requires vigilance, foresight, and adaptability in navigating today's ever-evolving business landscape.



Innovative Financing Models: Energy-as-a-Service (EaaS) Contracts

Exploring payment plan options for costly equipment is an essential consideration for businesses and individuals alike. As technology rapidly evolves and industries become increasingly competitive, the need for efficient and up-to-date equipment is more critical than ever. However, the high upfront costs often associated with acquiring such equipment can pose significant financial challenges. This is where payment plans come into play, providing flexible solutions that enable access to necessary resources without crippling one's financial stability.

When considering payment plans for costly equipment, it is important to evaluate a variety of factors to ensure the chosen option aligns with both current needs and long-term goals. The first step involves understanding the different types of payment plans available. Traditional financing through banks or credit institutions offers structured repayment schedules but may require substantial credit checks or collateral. Leasing agreements present another viable option, allowing users to rent equipment over a specific period while retaining the possibility of ownership upon completion of the lease term.

Another modern approach includes subscription-based models, which have gained popularity due to their flexibility and scalability. These models typically involve lower initial costs and offer the ability to upgrade or downgrade as needs change, making them particularly attractive in sectors where technology advances swiftly.

In addition to understanding these options, it is crucial to assess the total cost of ownership inherent in each plan. This encompasses not only monthly payments but also interest rates, maintenance fees, insurance costs, and potential penalties for early termination or late payments. A comprehensive analysis will help avoid hidden expenses that could strain finances unexpectedly.

Furthermore, businesses and individuals must consider how a particular payment plan might impact cash flow. Opting for a plan that stretches budgets too thin can lead to cash shortages during critical periods. Conversely, choosing a plan with manageable payments can free up capital that might be better invested in other areas of growth or operations.

It's also wise to think about the strategic benefits of having access to cutting-edge equipment sooner rather than later. In many industries, being equipped with state-of-the-art machinery can translate into increased productivity and improved competitiveness—a factor that often justifies taking on reasonable debt via financing options.

Finally, consulting with financial advisors or industry experts can provide invaluable insights tailored specifically to individual circumstances or business needs. Their expertise can assist in navigating complex contract terms and negotiating more favorable conditions based on market trends or unique situations.

In summary, exploring payment plan options for costly equipment requires careful consideration of various factors—from understanding different financing structures and evaluating total ownership costs to assessing cash flow implications and seeking expert advice when needed. By thoughtfully analyzing these elements, businesses and individuals can make informed decisions that support both immediate objectives and future success while mitigating financial risks associated with large capital expenditures.

When considering the purchase of costly HVAC equipment, navigating the financial aspect can often be as challenging as selecting the right system for your home or business. The high upfront costs associated with these systems necessitate a closer look at various payment plans available to consumers. Understanding these options not only eases the initial financial burden but also ensures that you make an informed decision that aligns with your long-term financial goals.

One of the most common payment plans offered by HVAC retailers and manufacturers is the installment plan. This option allows consumers to spread out their payments over a predetermined period, typically ranging from several months to a few years. By breaking down the total cost into manageable monthly payments, buyers can enjoy their new HVAC system without depleting their savings all at once. Installment plans often come with fixed interest rates, which means that customers can predict their future expenses with greater certainty.

Another popular choice is leasing, which might appeal to those who prefer flexibility and lower monthly payments compared to ownership. In this arrangement, consumers essentially rent the equipment for a specific term while paying a regular fee. At the end of the lease, they may

have options such as purchasing the system outright at a reduced price, renewing the lease, or upgrading to newer technology. Leasing can be particularly advantageous for businesses looking to preserve cash flow while ensuring they have access to up-to-date HVAC technology.

For those who qualify, manufacturer-sponsored financing programs offer another viable avenue. These programs are specifically designed by manufacturers in collaboration with financial institutions to provide favorable terms and competitive interest rates tailored for their products. Often accompanied by promotional periods featuring low or even zero percent interest rates, these financing options are attractive for budget-conscious buyers seeking cost-effective solutions without compromising on quality.

Additionally, some utility companies offer rebate programs or special financing arrangements aimed at promoting energy-efficient upgrades like modern HVAC systems. These initiatives not only help in reducing upfront costs but also incentivize consumers towards choosing environmentally friendly options that lead to long-term savings on energy bills.

Lastly, personal loans from banks or credit unions remain a traditional method for financing large purchases like HVAC equipment. While they may not always offer terms as favorable as specialized financing programs, personal loans provide flexibility in repayment schedules and potentially lower interest rates for borrowers with strong credit histories.

In conclusion, when faced with purchasing costly HVAC equipment, exploring various payment plans can make this significant investment more accessible and less financially daunting. Whether through installment plans, leasing agreements, manufacturer-sponsored financing programs, utility incentives, or personal loans—each option presents unique advantages tailored to diverse consumer needs and preferences. By carefully considering these choices and assessing them against one's financial situation and goals, individuals can ensure both comfort and economic prudence in their decision-making process regarding essential climate control solutions.

When considering payment plans for costly equipment, individuals and businesses often find themselves at a crossroads. The decision on how to finance such significant purchases is crucial, as it can have lasting impacts on financial stability and operational efficiency. Each payment option comes with its own set of advantages and disadvantages that must be carefully weighed.

One common option is purchasing the equipment outright with cash. This approach offers the distinct advantage of ownership from day one. Without the burden of monthly payments, businesses can enjoy full control over their assets, potentially leading to depreciation tax benefits. Moreover, there's the satisfaction of not incurring any interest charges. However, this method also has its downsides. It requires a substantial upfront capital investment, which might strain financial resources or limit cash flow available for other needs or opportunities.

Leasing is another popular alternative. Leasing allows businesses to use equipment without the hefty initial expenditure, preserving capital and enhancing liquidity. This flexibility can be particularly advantageous for companies that require up-to-date technology or machinery that may become obsolete quickly. The downside? Over time, leasing can become more expensive than purchasing due to accumulated leasing fees and potential penalties for early termination or excessive wear and tear.

Financing through loans is yet another viable option. Loans enable buyers to spread out payments over time while eventually owning the equipment once all installments are completed. Interest rates on loans are often lower than leasing costs, making this a more cost-effective long-term strategy compared to leasing. Nonetheless, securing a loan typically involves rigorous credit checks and may require collateral or personal guarantees, posing risks if repayments become challenging.

Another modern solution is subscription-based services or rental agreements tailored for specific durations or usage metrics. These flexible arrangements reduce the risk of obsolescence by allowing easy upgrades to newer models as they become available without large commitments or deposits upfront. Yet again, these plans might end up being pricier over extended periods due to recurring fees which do not contribute towards equity in the equipment.

In choosing between these options-cash purchase, leasing, financing via loans, or subscription services-decision-makers must consider both their current financial situation and future business needs. A thorough cost-benefit analysis taking into account factors like cash flow implications, tax considerations, potential technological obsolescence, and overall business strategy will ensure informed decisions are made.

Ultimately, there is no one-size-fits-all solution when it comes to payment plans for costly equipment; each scenario demands careful evaluation against unique circumstances and priorities to strike an optimal balance between immediate affordability and long-term value retention.

When contemplating a payment plan for acquiring costly equipment, there are several critical factors to consider to ensure that the decision aligns with both immediate and long-term financial goals. The choice of a payment plan can significantly impact a business or individual's cash flow, financial stability, and overall operational efficiency.

First and foremost, one must evaluate the total cost of ownership associated with different payment plans. This involves looking beyond the initial price tag to consider interest rates, fees, and other charges that could inflate the overall cost. It's crucial to calculate how much more will be paid over time compared to an outright purchase. This assessment helps in understanding whether a particular plan offers genuine value or leads to unnecessary financial strain.

Another essential factor is flexibility. Payment plans should ideally offer adaptable terms that can accommodate changes in financial circumstances. Whether it's modifying payment schedules during lean periods or allowing early payments without penalties, flexibility ensures that unforeseen challenges can be managed without major disruptions.

Furthermore, it is vital to assess the impact on cash flow. A well-structured payment plan should help in maintaining healthy cash reserves while meeting regular obligations. For businesses, preserving cash flow is key to sustaining operations and investing in growth opportunities. Individuals should also seek plans that do not compromise their ability to manage everyday expenses comfortably.

Credit implications are another important consideration. Some payment plans might require credit checks or impact credit scores differently based on their structure-be it leasing, financing through loans, or installment agreements. Understanding these implications helps in mitigating risks related to future borrowing needs.

Also worth considering is the relationship with suppliers or lenders offering these plans. Establishing trust and clear communication channels can prove beneficial if any issues arise during the term of the agreement. Reliable partners often offer more favorable terms and are more willing to negotiate adjustments when needed.

Lastly, consider any potential tax benefits or liabilities associated with different payment options. In some jurisdictions, certain types of financing may allow for deductions or depreciations that reduce taxable income; however, this varies widely depending on local laws

and individual circumstances.

In conclusion, choosing a payment plan for costly equipment requires thoughtful examination of various factors including total cost of ownership, flexibility, impact on cash flow, credit implications, relationship dynamics with providers, and potential tax considerations. By carefully evaluating these elements, one can select an option that not only facilitates acquisition but also supports broader financial objectives effectively and sustainably.

Assessing financial stability and cash flow requirements is a critical consideration when contemplating payment plans for costly equipment. Businesses, especially those in capital-intensive industries such as manufacturing or healthcare, often face the challenge of acquiring expensive machinery that is essential for their operations. While outright purchases can strain financial resources, payment plans offer an alternative by spreading the cost over time. However, before opting for such a plan, it is imperative to thoroughly evaluate the company's financial standing and cash flow dynamics.

Financial stability serves as the bedrock upon which decisions about long-term investments like equipment are made. A stable financial position indicates that a business has sufficient resources to meet its current obligations without jeopardizing future growth prospects. This involves analyzing key indicators such as liquidity ratios, debt-to-equity ratios, and profitability margins. Understanding these metrics provides insight into whether a company can handle additional financial commitments comfortably.

Equally important is the assessment of cash flow requirements. Equipment payments will likely be recurring expenses that demand consistent cash outflows over several months or years. Thus, businesses must forecast their future cash flows meticulously to ensure they can meet these obligations while maintaining healthy day-to-day operations. This involves examining historical cash flows and projecting future revenues and expenses under various scenarios to gauge how resilient the company might be under different economic conditions.

Moreover, considering potential fluctuations in market conditions or unexpected operational challenges is crucial for accurate planning. A robust contingency plan should be in place to address any adverse changes that could impact cash flows during the tenure of the payment plan.

In addition to internal assessments, businesses should also scrutinize the terms of proposed payment plans critically. Interest rates, repayment schedules, penalties for early or late

payments, and maintenance costs are all factors that can significantly affect overall expenditure on equipment acquisition through financing options.

Ultimately, assessing financial stability and cash flow requirements ensures that businesses make informed decisions when considering payment plans for costly equipment. It balances immediate operational needs with long-term strategic goals while safeguarding against potential risks associated with increased financial commitments. By doing so, companies position themselves not only to acquire necessary tools but also to sustain growth and competitiveness in their respective markets effectively.

When considering payment plans for costly equipment, understanding interest rates, fees, and potential penalties is crucial to making an informed financial decision. Purchasing expensive equipment often requires substantial capital, which many businesses and individuals may not readily have on hand. Consequently, financing options become a viable alternative. However, these options come with their own set of complexities that need careful examination.

Interest rates are one of the most significant factors in any payment plan. They represent the cost of borrowing money and can significantly affect the overall expense of the equipment over time. A lower interest rate means you will pay less money back in addition to the principal amount borrowed. Therefore, it's essential to shop around and compare different lenders' rates before committing to a plan. Fixed interest rates provide stability as they remain constant throughout the loan term, while variable rates can fluctuate based on market conditions, potentially leading to higher payments in the future.

In addition to interest rates, fees associated with financing plans can also impact your total costs. These might include application fees, processing fees, or annual maintenance charges imposed by lenders or financial institutions. Such fees can sometimes be hidden within complex contractual language, so it is important to diligently review all terms and conditions before signing any agreement.

Potential penalties are another critical aspect that should not be overlooked when evaluating payment plans for costly equipment. Many financing agreements include penalties for late payments or early repayment of loans. Late payment penalties can add up quickly if you're unable to meet monthly obligations due to cash flow issues or other unforeseen circumstances. On the other hand, prepayment penalties discourage borrowers from paying off their loan early by imposing additional costs if they do so.

To effectively manage these financial considerations, thorough research and comparison among various financing options are essential steps in finding a suitable plan that aligns with your budgetary constraints and business objectives. Consulting with financial advisors or professionals may provide further insights into navigating complex financing structures and understanding all associated risks.

Ultimately, being well-informed about interest rates, fees, and potential penalties empowers you to make sound decisions regarding payment plans for costly equipment. This not only helps safeguard your immediate financial health but also ensures sustainable growth for your business in the long term by allowing you access to necessary resources without undue strain on your finances.

When considering the acquisition of costly equipment, whether for personal use or business purposes, one is often faced with the daunting prospect of a significant financial outlay. This is where opting for a payment plan can be exceedingly beneficial, offering a practical and strategic solution to manage expenses. Payment plans provide an array of advantages that not only alleviate immediate financial pressure but also contribute to better financial planning and resource management.

Firstly, one of the most compelling benefits of opting for a payment plan is the alleviation of upfront cost burdens. Instead of having to pay a large sum all at once, which can severely impact cash flow, payment plans allow you to spread the cost over an extended period. This makes high-ticket items more accessible and affordable, enabling individuals and businesses to acquire necessary equipment without depleting their reserves or incurring debt from other sources.

Furthermore, payment plans often come with flexible terms tailored to suit diverse financial situations. Many providers offer customizable options regarding the duration and frequency of payments-monthly, quarterly, or annually-allowing purchasers to align payment schedules with their income cycles or business revenue patterns. This flexibility ensures that managing finances becomes less stressful and more predictable.

Another significant advantage lies in budgeting ease. By knowing exactly how much will be deducted regularly over time, individuals and businesses can incorporate these costs into their monthly budgets more efficiently. Predictable payments help in preventing unforeseen financial surprises, thus enhancing overall financial stability.

Additionally, establishing a consistent track record with regular payments can positively impact credit scores for both individuals and businesses. Timely payments demonstrate reliability and responsibility to lenders and credit agencies, potentially opening doors for future credit opportunities under favorable terms.

Moreover, some vendors include maintenance services or warranty packages as part of their payment plan offerings. Such inclusions ensure that the equipment remains in optimal condition throughout its lifecycle while also reducing additional unforeseen expenses related to repairs or replacements.

Lastly, entering into a payment plan agreement can sometimes provide negotiation leverage on price points or interest rates since suppliers are keen on securing long-term customer relationships rather than just one-time transactions.

In conclusion, while acquiring costly equipment might seem financially daunting initially, adopting a structured payment plan presents numerous benefits. From improved cash flow management and budget predictability to potential enhancements in credit standing and access to additional services—the advantages are substantial. As such, when faced with important purchasing decisions involving expensive equipment, considering a well-structured payment plan could prove not only sensible but also strategically advantageous in achieving both immediate needs and long-term financial goals.

In the ever-evolving landscape of business and technology, companies often find themselves needing to invest in costly equipment to stay competitive and meet operational demands. However, such investments can put a significant strain on financial resources, particularly for small to medium-sized enterprises. This is where managing budget constraints through staggered payments becomes an invaluable strategy.

Implementing staggered payment plans allows businesses to acquire necessary equipment without depleting their cash reserves or overextending their credit lines. By spreading out the cost over a set period, companies can maintain better control over their finances and avoid the pitfalls associated with large, upfront expenditures. This approach not only eases immediate financial pressure but also provides a more predictable budgeting framework that aligns with revenue cycles.

Staggered payments offer flexibility that can be tailored to meet specific business needs. For instance, seasonal businesses might align payment schedules with peak revenue periods,

ensuring that payments are made when cash flow is strongest. Additionally, this method can facilitate easier integration of new equipment into existing operations, as the gradual financial commitment allows for adjustments and adaptations without disrupting other areas of the business.

Moreover, opting for staggered payments can enhance financial predictability and planning accuracy. Businesses are better able to forecast expenses and allocate funds more effectively across various departments. This strategic clarity is crucial for long-term planning and sustainability, enabling companies to make informed decisions about future investments and growth opportunities.

Furthermore, staggered payment arrangements often come with options for customization based on specific business requirements or industry norms. Companies may negotiate terms that best fit their cash flow patterns or even arrange for deferred payments during off-peak times. Such flexibility helps manage risk by preventing sudden drains on capital that could jeopardize other critical operations.

While staggered payments provide numerous advantages, it's important for businesses to carefully evaluate any associated costs or interest rates that might apply. A detailed analysis of these factors ensures that the benefits outweigh any additional expenses incurred through financing arrangements.

In conclusion, managing budget constraints through staggered payments is a strategic approach that enables businesses to invest in essential equipment while maintaining financial stability. It offers flexibility, enhances budgeting predictability, and supports sustainable growth by aligning expenditure with income streams. For companies navigating the challenges of modern markets, considering such payment plans can be the key to unlocking potential without compromising fiscal health.

In today's rapidly advancing technological landscape, businesses are often faced with the challenge of staying current without incurring prohibitive costs. The need for upgraded technology is undeniable-whether it's to improve efficiency, enhance product offerings, or remain competitive in a fast-paced market. However, the financial burden associated with such upgrades can be daunting, especially for small and medium-sized enterprises. This is where considering payment plans for costly equipment emerges as a viable solution, offering access to upgraded technology without immediate large investments.

Traditionally, acquiring new technology required significant upfront capital expenditure. Companies had to allocate substantial portions of their budget towards purchasing equipment outright, which could strain resources and limit cash flow flexibility. This approach not only posed financial risks but also created barriers for smaller companies eager to innovate but lacking the necessary funds.

Payment plans offer an alternative path by spreading out the cost over time through manageable installments. This model aligns more closely with revenue streams and operational budgets, allowing businesses to integrate cutting-edge technology into their operations without depleting their financial reserves at once. By doing so, companies can maintain liquidity and invest in other critical areas such as marketing or workforce development.

Moreover, payment plans often come with additional benefits beyond mere financial relief. Many providers include maintenance and support services within these plans, ensuring that the technology remains functional and up-to-date throughout its lifecycle. This reduces the likelihood of unexpected repair costs and technical downtimes that could disrupt business operations.

Adopting a payment plan strategy also affords businesses greater flexibility in adapting to future changes in technology. As innovations continue to emerge at a rapid pace, companies can upgrade or replace equipment more frequently without being stuck with outdated assets that have yet to yield a full return on investment.

From an accounting perspective, this approach may offer tax advantages as well. Monthly payments can be classified as operating expenses rather than capital expenditures, potentially providing favorable tax treatment depending on jurisdictional regulations.

However, it is essential for businesses to conduct thorough due diligence when selecting a payment plan provider. Evaluating terms and conditions carefully will help avoid hidden fees or unfavorable clauses that could offset potential benefits. It's also crucial to assess whether the total cost over time justifies the convenience of deferred payments compared to purchasing options available elsewhere.

In conclusion, exploring payment plans for costly equipment presents an attractive opportunity for businesses aiming to access upgraded technology without immediate large investments. It

offers a strategic balance between remaining technologically advanced while preserving financial health—a critical consideration in today's competitive environment where adaptability often dictates success. By leveraging these flexible financing options wisely, companies can position themselves better for growth and innovation while minimizing fiscal risks associated with technological advancements.

Considering payment plans for costly equipment can be a critical decision for businesses and individuals alike. As these purchases often involve substantial financial outlays, finding effective ways to manage the cost is essential. Exploring case studies or examples of successful payment plans can provide valuable insights into how others have navigated these challenges and ultimately achieved their financial goals.

One notable example comes from the agricultural sector, where farmers frequently face the challenge of acquiring expensive machinery necessary for efficient operations. A case study of a mid-sized farm in Iowa illustrates how strategic use of a payment plan enabled them to purchase a state-of-the-art combine harvester without derailing their budget. By negotiating with the equipment supplier, the farm secured a lease-to-own arrangement that allowed them to spread payments over seven years. This method not only managed immediate cash flow concerns but also included maintenance services as part of the agreement, reducing unexpected expenses.

In another instance, healthcare facilities looking to upgrade medical imaging technology often encounter hefty price tags that can be prohibitive if approached through outright purchases. An urban hospital in California successfully implemented a tiered payment plan when acquiring new MRI machines. By collaborating closely with both financial institutions and equipment manufacturers, they structured a deal that aligned payments with anticipated increases in patient volume and insurance reimbursements resulting from enhanced diagnostic capabilities. This proactive strategy ensured that financial burdens were mitigated while simultaneously improving patient care.

The technology industry presents another arena where innovative payment solutions are crucial due to rapidly evolving advancements and high costs associated with staying current. A tech startup in New York provides an example of leveraging subscription-based models to finance necessary hardware upgrades without straining their capital reserves. Opting for monthly payments instead of upfront expenditures allowed this company to maintain liquidity and invest savings back into research and development efforts essential for their growth trajectory.

These case studies demonstrate several key principles applicable across various sectors when considering payment plans for costly equipment: flexibility, alignment with business objectives, and collaboration between parties involved. Flexibility in structuring payments can alleviate immediate fiscal pressures while maintaining long-term viability. Ensuring that payment timelines align with revenue streams or operational benefits further supports sustainable financial planning.

Moreover, successful negotiations often stem from collaborative efforts involving all stakeholders-suppliers, financiers, and end-users working together towards mutually beneficial outcomes. Such partnerships foster trustful relationships conducive not only for current transactions but also future engagements as business needs evolve over time.

In conclusion, examining real-world examples provides actionable insights into crafting effective strategies tailored specifically towards managing significant acquisitions efficiently through well-designed payment plans-a critical skillset within today's dynamic economic landscape where adaptability is key amidst ever-changing market conditions.

In today's world, managing finances effectively is crucial for both businesses and individuals. One area where financial planning can make a significant difference is in the acquisition of costly equipment, such as HVAC systems. These systems are essential for maintaining comfortable and efficient environments but often come with a hefty price tag that can strain budgets. Payment plans have emerged as a practical solution, enabling both businesses and individuals to benefit from high-quality HVAC systems without the burden of immediate full payment.

Consider the case of a small family-owned restaurant in a bustling city. The establishment had been struggling with an outdated HVAC system that frequently broke down, leading to uncomfortable dining conditions and lost business during peak hours. The owners knew they needed an upgrade but were concerned about the upfront costs of installing a new system. By opting for a payment plan offered by their HVAC provider, they were able to spread out the cost over several years. This approach allowed them to install a modern, energy-efficient system that improved air quality and customer satisfaction immediately without crippling their cash flow.

Similarly, individual homeowners have found relief through payment plans when faced with replacing or upgrading HVAC systems. Take the example of a young couple who recently purchased their first home. During their first summer in the house, they realized the existing air conditioning unit was not only inefficient but also on its last legs. With limited savings after their recent purchase, financing options seemed daunting until they discovered an affordable

monthly payment plan offered by their local HVAC company. This option enabled them to replace their old system with one that reduced energy consumption and lowered monthly utility bills while maintaining financial stability.

Businesses too have leveraged payment plans to enhance operational efficiency and employee comfort without jeopardizing other investments or growth opportunities. A mid-sized tech company aiming to expand its office space faced challenges with climate control in its new building addition. The costs associated with integrating an advanced HVAC system into this expansion were substantial; however, by entering into a structured payment agreement, the company managed to maintain its budget priorities while ensuring optimal working conditions conducive to productivity.

Payment plans for HVAC systems not only alleviate immediate financial pressure but also provide peace of mind through predictable expenses over time. They allow businesses and individuals alike to access necessary upgrades promptly-whether driven by necessity or strategic decision-making-without sacrificing overall fiscal health.

In summary, real-life scenarios demonstrate how businesses and individuals have successfully navigated financial constraints by embracing payment plans for costly equipment like HVAC systems. From enhancing consumer experiences in hospitality settings to ensuring comfortable living conditions at home, these flexible solutions promote long-term benefits while safeguarding against economic strain-a win-win situation fostering growth and satisfaction across various sectors of life and business operations alike.

Negotiating favorable terms when considering payment plans for costly equipment can significantly impact a business's financial health and operational efficiency. The ability to secure an advantageous deal hinges on understanding the intricacies of negotiation, market conditions, and one's own budgetary constraints.

Firstly, it is crucial to conduct thorough research before entering negotiations. Understanding the market value of the equipment and the standard terms offered by various vendors provides a solid foundation for discussions. It's also beneficial to familiarize oneself with industry trends, as this knowledge can offer leverage during negotiations. Knowing whether there is an oversupply or scarcity of the equipment can be a game-changer in setting favorable terms.

Secondly, clarity about one's financial situation and cash flow projections is essential. Businesses should know exactly how much they can afford monthly without straining their

finances. This not only helps in setting realistic expectations but also in communicating these constraints effectively to vendors. A well-prepared financial outline demonstrates seriousness and preparedness, which can earn respect from sellers and potentially sway negotiations in your favor.

An often overlooked yet powerful tool in negotiating payment plans is flexibility. Being open to different types of payment structures-such as deferred payments, leasing options, or installment plans-can open up more favorable terms that align better with cash flow patterns. Flexibility shows vendors that you are willing to work towards a mutually beneficial arrangement rather than sticking rigidly to one type of plan.

Another key strategy is building relationships with vendors based on trust and transparency. Vendors are more likely to offer better terms if they perceive you as a reliable partner who will adhere to agreed-upon commitments. This means being upfront about any potential challenges in meeting payments and working collaboratively towards solutions rather than becoming adversarial when issues arise.

Moreover, don't underestimate the power of negotiation skills themselves-the art of listening actively, asking intelligent questions, and knowing when to push or pull back during discussions cannot be overstated. Practicing these skills before formal negotiations through role-plays or consultations with experienced negotiators can enhance confidence and effectiveness at the table.

Seeking professional advice from financial advisors or legal experts specializing in contracts related to equipment financing can also add immense value. They bring an objective perspective that might reveal hidden costs or unfavorable clauses that could otherwise go unnoticed until it's too late.

Lastly, always have alternatives ready-a Plan B gives you leverage because walking away from a deal becomes a viable option if terms do not meet your requirements. Having multiple quotes from different suppliers ensures you're not cornered into accepting subpar conditions out of necessity.

In conclusion, negotiating payment plans for costly equipment requires preparation, flexibility, relationship-building skills, professional guidance, and strategic thinking. By approaching negotiations methodically while maintaining clear communication lines with potential suppliers-

and having contingency plans-you position yourself strongly to secure terms that benefit your business both immediately and long-term.

When businesses face the prospect of acquiring costly equipment, the need for effective payment agreements becomes paramount. Whether dealing with suppliers or finance companies, securing favorable terms can significantly impact a company's financial health and operational efficiency. This essay explores strategies to obtain the best possible terms in these agreements, emphasizing research, negotiation skills, and relationship-building.

Firstly, thorough research lays the groundwork for successful negotiations. Before entering into discussions with suppliers or finance companies, it is essential to have a comprehensive understanding of industry standards and prevailing market rates. By doing so, businesses can benchmark what constitutes reasonable terms and identify potential opportunities for savings. Moreover, researching multiple suppliers or financial institutions allows companies to compare offers and leverage competitive dynamics to their advantage.

Negotiation is at the heart of securing favorable payment terms. Entering negotiations with a clear understanding of one's own needs and limitations empowers businesses to advocate effectively for themselves. Key points to negotiate may include interest rates, repayment schedules, down payments, and any hidden fees that could increase overall costs. Businesses should also consider negotiating flexible payment options that align with cash flow projections. Demonstrating preparedness and confidence during negotiations can position a company as a credible partner worth accommodating.

Another critical aspect is building strong relationships with suppliers or finance companies. Trust and mutual respect can often lead to more favorable terms than those offered in purely transactional interactions. Building relationships involves maintaining open lines of communication, demonstrating reliability in fulfilling prior commitments, and expressing long-term partnership intentions. Suppliers are more likely to offer better terms when they perceive a stable ongoing relationship that promises future business.

Additionally, businesses should explore creative financing options when standard offerings do not meet their needs. For instance, leasing arrangements might provide an alternative path for acquiring necessary equipment without immediate large capital outlays. Such arrangements often come with maintenance benefits as well as flexibility at the end of lease periods regarding upgrades or purchases.

Lastly, timing can be an influential factor in obtaining advantageous payment terms. Economic conditions fluctuate; therefore awareness of broader economic trends can guide timing decisions for entering agreements. During downturns or periods when suppliers face excess inventory challenges might present opportunities for businesses to secure better deals.

In conclusion, obtaining the best possible payment agreement terms requires strategic planning encompassing thorough research and adept negotiation skills while fostering strong supplier relationships alongside exploring creative financing avenues suited specifically towards individual business contexts-all conducted within opportune timing windows aligned strategically against broader economic backdrops ensures optimum outcomes realized through deliberate proactive engagement processes undertaken throughout entire transaction lifecycles involved therein accordingly!

When it comes to investing in seasonal HVAC equipment, which can often be a significant financial commitment, selecting the right payment plan is crucial. This decision not only affects your immediate financial situation but also has long-term implications for your budget and equipment maintenance. Here are some key considerations to keep in mind as you navigate this process.

First and foremost, evaluate your current financial status to determine how much you can afford upfront. Some payment plans may require a substantial down payment, while others might offer more flexibility with smaller initial costs. Understanding your financial boundaries will help you narrow down options that fit within your budget without compromising other financial obligations.

Another critical factor is the interest rate associated with financing options. Low-interest or no-interest plans may seem attractive initially; however, it's essential to read the fine print. Some of these offers might include hidden fees or penalties for late payments that could escalate costs over time. Comparing different lenders and their terms will allow you to choose a plan that minimizes additional expenses.

The duration of the payment plan is also an important consideration. Longer payment terms can lower monthly payments but often result in paying more over time due to accrued interest. Conversely, shorter terms may mean higher monthly payments but less total interest paid. Balancing these factors against your cash flow needs is key to making a sound decision.

It's also worth considering any additional benefits or incentives offered by the supplier or manufacturer when choosing a payment plan. Some companies might offer discounts for full upfront payments or provide extended warranties if financed through them directly. These perks can add value and potentially reduce future costs associated with repairs or replacements.

Furthermore, consider the reputation and reliability of the financing company itself. Ensure they have a history of fair dealings and good customer service, as you'll likely be interacting with them throughout the life of the loan.

Lastly, think about potential changes in your financial situation over time. Flexibility in a payment plan can be crucial if unexpected expenses arise or if there's a change in income levels. Opting for plans with provisions for early payoff without penalties can give you peace of mind knowing you have options should circumstances change.

In conclusion, choosing a payment plan for seasonal HVAC equipment requires careful consideration of several factors including your current finances, interest rates, term lengths, additional benefits, lender reputation, and future flexibility needs. By thoroughly evaluating each aspect against your personal situation and priorities, you can make an informed decision that supports both immediate comfort needs and long-term financial health.

About Mobile home


This article is about the prefabricated structure. For the vehicle, see Recreational vehicle. For other uses, see Mobile home (disambiguation).

"Static Caravan" redirects here. For the record label, see Static Caravan Recordings.

"House on wheels" redirects here. For the South Korean variety show, see House on Wheels.

The examples and perspective in this article **deal primarily with the United States and do not represent a worldwide view of the subject**. You may improve this article, discuss the issue on the talk page, or create a new article, as appropriate. *(April 2017)* *(Learn how and when to remove this message)*

Image not found. You can help by adding an image.



Mobile homes with detached single car garages

- v
- t
- e

Part of a series on

Living spaces

Image not found or type unknown



Main

- House: detached
- semi-detached
- terraced
- Apartment
- Bungalow
- Cottage
- Ecohouse
- Green home
- Housing project
- Human outpost
- I-house
- Ranch
- Tenement
- Condominium
- Mixed-use development
- Hotel
- Hostel
- Castle
- Public housing
- Squat
- Flophouse
- Shack
- Slum
- Shanty town
- Villa

Issues

- Affordability
- Affordability in the United States
- Executive housing
- Environmental:
 - design
 - planning
 - racism
- Environmental security
- Eviction
- Fair housing
- Healthiness
- Homelessness
- Housing crisis
- Housing discrimination
- Housing stress
- Overpopulation
- Housing inequality
- Home ownership
- Luxury apartments
- Ownership equity
- Permit
- Rent
- Subprime lending
- Subsidized housing
- Sustainable:
 - architecture
 - development
 - living
- Sustainable city
- Toxic hotspot
- Vagrancy

Society and politics

- Housing First
- Housing subsidy
- NIMBY
- Rapid Re-Housing
- Real estate appraisal
- Real estate bubble
- Real estate economics
- Real estate investing
- Redlining
- Rent regulation
- Right to housing
- Rent control
- Rent strike
- Tenants union
- YIMBY

Other

- Alternative lifestyle
- Assisted living
- Boomtown
- Cottage homes
- Eco-cities
- Ecovillage
- Foster care
- Green building
- Group home
- Halfway house
- Healthy community design
- Homeless shelter
- Hospital
- Local community
- Log house
- Natural building
- Nursing home
- Orphanage
- Prison
- Psychiatric hospital
- Residential care
- Residential treatment center
- Retirement community
- Retirement home
- Supportive housing
- Supported living



image not found or type unknown

Housing portal

A **mobile home** (also known as a **house trailer**, **park home**, **trailer**, or **trailer home**) is a prefabricated structure, built in a factory on a permanently attached chassis before being transported to site (either by being towed or on a trailer). Used as permanent homes, or for holiday or temporary accommodation, they are often left permanently or semi-permanently in one place, but can be moved, and may be required to move from time to time for legal reasons.

Mobile homes share the same historic origins as travel trailers, but today the two are very different, with travel trailers being used primarily as temporary or vacation homes. Behind the cosmetic work fitted at installation to hide the base, mobile homes have strong trailer frames, axles, wheels, and tow-hitches.

History

[edit]


In the United States, this form of housing goes back to the early years of cars and motorized highway travel.^[1] It was derived from the travel trailer (often referred to during the early years as "house trailers" or "trailer coaches"), a small unit with wheels attached permanently, often used for camping or extended travel. The original rationale for this type of housing was its mobility. Units were initially marketed primarily to people whose lifestyle required mobility. However, in the 1950s, the homes began to be marketed primarily as an inexpensive form of housing designed to be set up and left in a location for long periods of time or even permanently installed with a masonry foundation. Previously, units had been eight feet or fewer in width, but in 1956, the 10-foot (3.0 m) wide home ("ten-wide") was introduced, along with the new term "mobile home".^[2]

The homes were given a rectangular shape, made from pre-painted aluminum panels, rather than the streamlined shape of travel trailers, which were usually painted after assembly. All of this helped increase the difference between these homes and home/travel trailers. The smaller, "eight-wide" units could be moved simply with a car, but the larger, wider units ("ten-wide", and, later, "twelve-wide") usually required the services of a professional trucking company, and, often, a special moving permit from a state highway department. During the late 1960s and early 1970s, the homes were made even longer and wider, making the mobility of the units more difficult. Nowadays, when a factory-built home is moved to a location, it is usually kept there permanently and the mobility of the units has considerably decreased. In some states, mobile homes have been taxed as personal property if the wheels remain attached, but as real estate if the wheels are removed. Removal of the tongue and axles may also be a requirement for real estate classification.

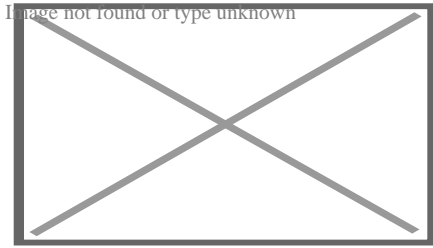
Manufactured home

[edit]

Main article: Manufactured housing



Example of a modern manufactured home in New Alexandria, Pennsylvania.
28 by 60 feet (8.5 m × 18.3 m)




Manufactured home foundation

Mobile homes built in the United States since June 1976, legally referred to as manufactured homes, are required to meet FHA certification requirements and come with attached metal certification tags. Mobile homes permanently installed on owned land are rarely mortgageable, whereas FHA code manufactured homes are mortgageable through VA, FHA, and Fannie Mae.

Many people who could not afford a traditional site-built home, or did not desire to commit to spending a large sum of money on housing, began to see factory-built homes as a viable alternative for long-term housing needs. The units were often marketed as an alternative to apartment rental. However, the tendency of the units of this era to depreciate rapidly in resale value^[citation needed] made using them as collateral for loans much riskier than traditional home loans. Terms were usually limited to less than the thirty-year term typical of the general home-loan market, and interest rates were considerably higher.^[citation needed] In that way, mobile home loans resembled motor vehicle loans more than traditional home mortgage loans.

Construction and sizes

[edit]



Exterior wall assemblies being set in place during manufacture

Mobile homes come in two major sizes, *single-wides* and *double-wides*. Single-wides are 18 feet (5.5 m) or less in width and 90 feet (27 m) or less in length and can be towed to their site as a single unit. Double-wides are 20 feet (6.1 m) or more wide and are 90 feet (27 m) in length or less and are towed to their site in two separate units, which are then

joined. *Triple-wides* and even homes with four, five, or more units are also built but less frequently.

While site-built homes are rarely moved, single-wide owners often "trade" or sell their home to a dealer in the form of the reduction of the purchase of a new home. These "used" homes are either re-sold to new owners or to park owners who use them as inexpensive rental units. Single-wides are more likely to be traded than double-wides because removing them from the site is easier. In fact, only about 5% of all double-wides will ever be moved.^[citation needed]


While an EF1 tornado might cause minor damage to a site-built home, it could do significant damage to a factory-built home, especially an older model or one that is not properly secured. Also, structural components (such as windows) are typically weaker than those in site-built homes.^[3] 70 miles per hour (110 km/h) winds can destroy a mobile home in a matter of minutes. Many brands offer optional hurricane straps, which can be used to tie the home to anchors embedded in the ground.

Regulations

[edit]

United States

[edit]



Home struck by tornado

In the United States, mobile homes are regulated by the US Department of Housing and Urban Development (HUD), via the Federal National Manufactured Housing Construction and Safety Standards Act of 1974. This national regulation has allowed many manufacturers to distribute nationwide because they are immune to the jurisdiction of local building authorities.^[4] ^[5] By contrast, producers of modular homes must abide by state and local building codes. There are, however, wind zones adopted by HUD that home builders must follow. For example, statewide, Florida is at least wind zone 2. South Florida is wind zone 3, the strongest

wind zone. After Hurricane Andrew in 1992, new standards were adopted for home construction. The codes for building within these wind zones were significantly amended, which has greatly increased their durability. During the 2004 hurricanes in Florida, these standards were put to the test, with great success. Yet, older models continue to face the exposed risk to high winds because of the attachments applied such as carports, porch and screen room additions. Such areas are exposed to "wind capture" which apply extreme force to the underside of the integrated roof panel systems, ripping the fasteners through the roof pan causing a series of events which destroys the main roof system and the home.

The popularity of the factory-built homes caused complications the legal system was not prepared to handle. Originally, factory-built homes tended to be taxed as vehicles rather than real estate, which resulted in very low property tax rates for their inhabitants. That caused local governments to reclassify them for taxation purposes.

However, even with that change, rapid depreciation often resulted in the home occupants paying far less in property taxes than had been anticipated and budgeted. The ability to move many factory-built homes rapidly into a relatively small area resulted in strains to the infrastructure and governmental services of the affected areas, such as inadequate water pressure and sewage disposal, and highway congestion. That led jurisdictions to begin placing limitations on the size and density of developments.

Early homes, even those that were well-maintained, tended to depreciate over time, much like motor vehicles. That is in contrast to site-built homes which include the land they are built on and tend to appreciate in value. The arrival of mobile homes in an area tended to be regarded with alarm, in part because of the devaluation of the housing potentially spreading to preexisting structures.

This combination of factors has caused most jurisdictions to place zoning regulations on the areas in which factory-built homes are placed, and limitations on the number and density of homes permitted on any given site. Other restrictions, such as minimum size requirements, limitations on exterior colors and finishes, and foundation mandates have also been enacted. There are many jurisdictions that will not allow the placement of any additional factory-built homes. Others have strongly limited or forbidden all single-wide models, which tend to depreciate more rapidly than modern double-wide models.

Apart from all the practical issues described above, there is also the constant discussion about legal fixture and chattels and so the legal status of a trailer is or could be affected by its incorporation to the land or not. This sometimes involves such factors as whether or not the wheels have been removed.

North Carolina

[edit]

The North Carolina Board of Transportation allowed 14-foot-wide homes on the state's roads, but until January 1997, 16-foot-wide homes were not allowed. 41 states allowed 16-foot-wide homes, but they were not sold in North Carolina. Under a trial program approved January 10, 1997, the wider homes could be delivered on specific roads at certain times of day and travel 10 mph below the speed limit, with escort vehicles in front and behind.^[6]^[7] Eventually, all homes had to leave the state on interstate highways.^[8]

In December 1997, a study showed that the wider homes could be delivered safely, but some opponents still wanted the program to end.^[9] On December 2, 1999, the NC Manufactured Housing Institute asked the state Board of Transportation to expand the program to allow deliveries of 16-foot-wide homes within North Carolina.^[8] A month later, the board extended the pilot program by three months but did not vote to allow shipments within the state.^[10] In June 2000, the board voted to allow 16-foot-side homes to be shipped to other states on more two-lane roads, and to allow shipments in the state east of US 220. A third escort was required, including a law enforcement officer on two-lane roads.^[11]

New York

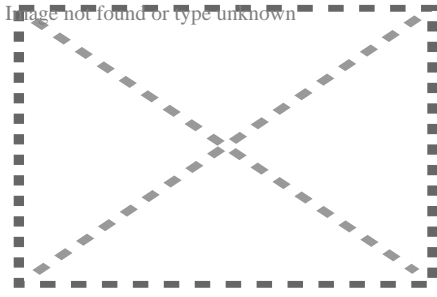
[edit]

In New York State, the Homes and Community Renewal agency tracks mobile home parks and provides regulations concerning them. For example, the agency requires park owners to provide residents with a \$15,000 grant if residents are forced to move when the land is transferred to a new owner. Residents are also granted the right of first refusal for a sale of the park, however, if the owner does not evict tenants for five years, the land sale can go ahead. State law also restricts the annual increase in land lot fee to a cap of 3 percent, unless the landowner demonstrates hardship in a local court, and can then raise the land lot fee by up to 6 percent in a year.^[12]

Mobile home parks

[edit]

Main article: Trailer park



Meadow Lanes Estates Mobile Home Park, Ames, Iowa, August 2010, during a flood

Mobile homes are often sited in land lease communities known as trailer parks (also 'trailer courts', 'mobile home parks', 'mobile home communities', 'manufactured home communities', 'factory-built home communities' etc.); these communities allow homeowners to rent space on which to place a home. In addition to providing space, the site often provides basic utilities such as water, sewer, electricity, or natural gas and other amenities such as mowing, garbage removal, community rooms, pools, and playgrounds.

There are over 38,000^[13] trailer parks in the United States ranging in size from 5 to over 1,000 home sites. Although most parks appeal to meeting basic housing needs, some communities specialize towards certain segments of the market. One subset of mobile home parks, retirement communities, restrict residents to those age 55 and older. Another subset of mobile home parks, seasonal communities, are located in popular vacation destinations or are used as a location for summer homes. In New York State, as of 2019, there were 1,811 parks with 83,929 homes.^[12]

Newer homes, particularly double-wides, tend to be built to much higher standards than their predecessors and meet the building codes applicable to most areas. That has led to a reduction in the rate of value depreciation of most used units.^[14]

Additionally, modern homes tend to be built from materials similar to those used in site-built homes rather than inferior, lighter-weight materials. They are also more likely to physically resemble site-built homes. Often, the primary differentiation in appearance is that factory-built homes tend to have less of a roof slope so that they can be readily transported underneath bridges and overpasses.^[citation needed]

The number of double-wide units sold exceeds the number of single-wides, which is due in part to the aforementioned zoning restrictions. Another reason for higher sales is the spaciousness of double-wide units, which are now comparable to site-built homes. Single-wide units are still popular primarily in rural areas, where there are fewer restrictions. They are frequently used as temporary housing in areas affected by natural disasters when restrictions are temporarily waived.^[citation needed]

Another recent trend has been parks in which the owner of the mobile home owns the lot on which their unit is parked. Some of these communities simply provide land in a homogeneous neighborhood, but others are operated more like condominiums with club homes complete with swimming pools and meeting rooms which are shared by all of the residents, who are required to pay membership fees and dues.


By country

[edit]

Mobile home (or mobile-homes) are used in many European campgrounds to refer to fixed caravans, purpose-built cabins, and even large tents, which are rented by the week or even year-round as cheap accommodation, similar to the US concept of a trailer park. Like many other US loanwords, the term is not used widely in Britain.^{*[citation needed]*}

United Kingdom


[edit]



A mobile home marketed as a holiday home

Mobile Homes or Static Caravans are popular across the United Kingdom. They are more commonly referred to as Park Homes or Leisure Lodges, depending on if they are marketed as a residential dwelling or as a second holiday home residence.

Residential Mobile homes (park homes) are built to the BS3632 standard. This standard is issued by the British Standards Institute. The institute is a UK body who produce a range of standards for businesses and products to ensure they are fit for purpose. The majority of residential parks in the UK have a minimum age limit for their residents, and are generally marketed as retirement or semi-retirement parks. Holiday Homes, static caravans or holiday lodges aren't required to be built to BS3632 standards, but many are built to the standard.



A static caravan park on the cliffs above Beer, Devon, England

In addition to mobile homes, static caravans are popular across the UK. Static caravans have wheels and a rudimentary chassis with no suspension or brakes and are therefore transported on the back of large flatbed lorries, the axle and wheels being used for movement to the final location when the static caravan is moved by tractor or 4x4. A static caravan normally stays on a single plot for many years and has many of the modern conveniences normally found in a home.

Mobile homes are designed and constructed to be transportable by road in one or two sections. Mobile homes are no larger than 20 m × 6.8 m (65 ft 7 in × 22 ft 4 in) with an internal maximum height of 3.05 m (10 ft 0 in). Legally, mobile homes can still be defined as "caravans".

Static holiday caravans generally have sleeping accommodation for 6 to 10 people in 2, 3 or 4 bedrooms and on convertible seating in the lounge referred to as a 'pull out bed'. They tend towards a fairly "open-plan" layout, and while some units are double glazed and centrally heated for year-round use, cheaper models without double glazing or central heating are available for mainly summer use. Static caravan holiday homes are intended for leisure use and are available in 10 and 12 ft (3.0 and 3.7 m) widths, a small number in 13 and 14 ft (4.0 and 4.3 m) widths, and a few 16 ft (4.9 m) wide, consisting of two 8 ft (2.4 m) wide units joined. Generally, holiday homes are clad in painted steel panels, but can be clad in PVC, timber or composite materials. Static caravans are sited on caravan parks where the park operator of the site leases a plot to the caravan owner. There are many holiday parks in the UK in which one's own static caravan can be owned. There are a few of these parks in areas that are prone to flooding and anyone considering buying a sited static caravan needs to take particular care in checking that their site is not liable to flooding.

Static caravans can be rented on an ad-hoc basis or purchased. Purchase prices range from £25,000 to £100,000. Once purchased, static caravans have various ongoing costs including insurance, site fees, local authority rates, utility charges, winterisation and depreciation. Depending on the type of caravan and the park these costs can range from £1,000 to £40,000 per year.^[15] Some park owners used to have unfair conditions in their lease contracts but the Office of Fair Trading has produced a guidance document available for download called Unfair Terms in Holiday Caravan Agreements which aims to stop unfair practices.

Both styles are commonly referred to as factory-built housing, but that term's technical use is restricted to a class of homes regulated by the Federal National Mfd. Housing Construction and Safety Standards Act of 1974.

Most zoning restrictions on the homes have been found to be inapplicable or only applicable to modular homes. That occurs often after considerable litigation on the topic by affected jurisdictions and by plaintiffs failing to ascertain the difference. Most modern modulars, once fully assembled, are indistinguishable from site-built homes. Their roofs are usually transported as separate units. Newer modulars also come with roofs that can be raised during the setting process with cranes. There are also modulars with 2 to 4 storeys.

Gallery

[edit]

Construction starts with the frame.

○

Image not found or type unknown

Construction starts with the frame.

Interior wall assemblies are attached.

○

Image not found or type unknown

Interior wall assemblies are attached.

Roof assembly is set atop home.

○

Image not found or type unknown

Roof assembly is set atop home.

Drywall is completed.

○

Image not found or type unknown

Drywall is completed.
Home is ready for delivery to site.

○

Image not found or type unknown

Home is ready for delivery to
site.

- A modern "triple wide" home, designed to look like an adobe home

Image not found or type unknown

A modern "triple wide"
home, designed to look like
an adobe home
A mobile home is being moved, California.

○

Image not found or type unknown

A mobile home
is being moved,
California.

- A mobile home being prepared for transport

Image not found or type unknown

A mobile home being prepared for transport

See also

[edit]

-  Housing portal
- All Parks Alliance for Change
- Campervan
- Construction trailer
- Houseboat
- Manufactured housing
- Modular home
- Motorhome
- Nomadic wagons
- Recreational vehicle
- Reefer container housing units
- Small house movement
- Trailer (vehicle)
- Trailer Park Boys
- Trailer trash
- Vardo
- Prefabricated home

References

[edit]

1. [^] "Part 17, Mobile Home Parks". *ny.gov*.
2. [^] "Mobile Manufactured Homes". *ct.gov*. Retrieved 28 March 2018.
3. [^] "Caravan Repairs? Great Caravan Repair Deals!". *canterburycaravans.com.au*.
4. [^] "Titles for Mobile Homes". *AAA Digest of Motor Laws*.
5. [^] Andrews, Jeff (January 29, 2018). "HUD to explore deregulating manufactured housing". *Curbed*. Archived from the original on 2018-01-29. Retrieved 2019-04-19.
6. [^] Hackett, Thomas (January 11, 1997). "Extra-wide homes to take to the road". *News & Observer*. p. A3.
7. [^] Mitchell, Kirsten B. (January 10, 1997). "Wider trailer transport OK'd". *Star-News*. p. 1A.

8. ^ **a b** Whitacre, Dianne (December 2, 1999). "Mobile-Home Makers Look to Squeeze on N.C. Roads". *The Charlotte Observer*. p. 1C.
9. ^ "Study: Keep Curbs on Transporting Wide Mobile Homes". *The Charlotte Observer*. December 1, 1997. p. 4C.
10. ^ Bonner, Lynn (January 7, 2000). "Program for wide mobile homes extended". *News & Observer*. p. A3.
11. ^ "Wide mobile homes given final approval". *News & Observer*. June 3, 2000. p. A3.
12. ^ **a b** Liberatore, Wendy (January 23, 2022). "Saratoga County's mobile home parks - a sign of an affordable housing crisis". *www.timesunion.com*. Retrieved January 23, 2022.
13. ^ "Database of Mobile Home Parks in the United States". Retrieved 2009-02-17.
14. ^ "Homes". *Answers.com*. Retrieved 2006-09-12.
15. ^ "Cost of a static caravan or lodge". *StaticCaravanExpert*. 28 December 2020. Retrieved 2021-03-07.

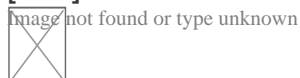
Further reading

[edit]

- Benson, J. E. (1990). Good neighbors: Ethnic relations in Garden City trailer courts. *Urban Anthropology*,19, 361–386.
- Burch-Brown, C. (1996). *Trailers*. Charlottesville: University Press of Virginia. Text by David Rigsbee.
- Geisler, C. C., & Mitsuda, H. (1987). Mobile-home growth, regulation, and discrimination in upstate New York. *Rural Sociology*, 52, 532–543.
- Hart, J. F., Rhodes, M. J., & Morgan, J. T. (2002). *The unknown world of the mobile home*. Baltimore: Johns Hopkins University Press.
- MacTavish, K. A., & Salamon, S. (2001). Mobile home park on the prairie: A new rural community form. *Rural Sociology*, 66, 487–506.
- Moore, B. (2006). Trailer trash: The world of trailers and mobile homes in the Southwest. Laughlin: *Route 66 Magazine*.
- Thornburg, D. A. (1991). *Galloping bungalows: The rise and demise of the American house trailer*. Hamden: Archon Books.
- Wallis, A. D. (1991). *Wheel estate: The rise and decline of mobile homes*. New York: Oxford University Press.

External links

[edit]



Wikimedia Commons has media related to **Mobile homes**.

- Regulating body in the UK
- US Federal Manufactured Home Construction and Safety Standards

About Royal Supply Inc

Photo

Image not found or type unknown

Photo

Image not found or type unknown

Photo

Image not found or type unknown

Things To Do in Johnson County

Photo

Image not found or type unknown

9/11 Memorial

4.9 (183)

Photo

Image not found or type unknown

Heritage Park

4.6 (763)

Photo

Image not found or type unknown

Museum at Prairiefire

4.3 (1149)

Photo

Image not found or type unknown

Ernie Miller Park & Nature Center

4.7 (890)

Photo

South Lake Park

4.6 (1019)

Photo

Image not found or type unknown

Ensor Park & Museum

4.9 (19)

Driving Directions in Johnson County

Driving Directions From EducationDynamics LLC to Royal Supply Inc

Driving Directions From Quest Diagnostics to Royal Supply Inc

Driving Directions From Overland Park to Royal Supply Inc

https://www.google.com/maps/dir/CommunityAmerica+Credit+Union/Royal+Supply+Inc/@38.947762,14z/data=!3m1!4b1!4m14!4m13!1m5!1m1!1sChIJk_UMD12UwlcRgdR_RayC94.7762!2d38.9507296!1m5!1m1!1sChIJ_XoYwMj7wlcRCNrQGPAF00Y!2m2!1d-94.7597267!2d38.9453734!3e0

<https://www.google.com/maps/dir/GBA/Royal+Supply+Inc/@38.9506318,-94.7779768,14z/data=!3m1!4b1!4m14!4m13!1m5!1m1!1sChIJ1WBnl12UwlcRZI3cEX>

94.7779768!2d38.9506318!1m5!1m1!1sChIJ_XoYwMj7wlcRCNrQGPAF00Y!2m2!1d-94.7597267!2d38.9453734!3e3

https://www.google.com/maps/dir/Motel+6+Lenexa%2C+KS+-+Kansas+City+Southwest/Royal+Supply+Inc/@38.9519653,-94.7350223,14z/data=!3m1!4b1!4m14!4m13!1m5!1m1!1sChIJtbnkSqMmUwlcRD7mz!94.7350223!2d38.9519653!1m5!1m1!1sChIJ_XoYwMj7wlcRCNrQGPAF00Y!2m2!1d-94.7597267!2d38.9453734!3e0

Driving Directions From Johnson County Museum to Royal Supply Inc

Driving Directions From Johnson County Museum to Royal Supply Inc

Driving Directions From Johnson County Museum to Royal Supply Inc

Driving Directions From Overland Park Arboretum & Botanical Gardens to Royal Supply Inc

Driving Directions From Ensor Park & Museum to Royal Supply Inc

Driving Directions From TimberRidge Adventure Center to Royal Supply Inc

https://www.google.com/maps/dir/Johnson+County+Museum/Royal+Supply+Inc/@94.6682275,14z/data=!3m1!4b1!4m14!4m13!1m5!1m1!1sunknown!2m2!1d-94.6682275!2d38.9697731!1m5!1m1!1sChIJ_XoYwMj7wlcRCNrQGPAF00Y!2m2!1d-94.7597267!2d38.9453734!3e0

https://www.google.com/maps/dir/Ensor+Park+%26+Museum/Royal+Supply+Inc/@94.8053324,14z/data=!3m1!4b1!4m14!4m13!1m5!1m1!1sunknown!2m2!1d-94.8053324!2d38.7959836!1m5!1m1!1sChIJ_XoYwMj7wlcRCNrQGPAF00Y!2m2!1d-94.7597267!2d38.9453734!3e0

https://www.google.com/maps/dir/Ensor+Park+%26+Museum/Royal+Supply+Inc/@94.8053324,14z/data=!3m1!4b1!4m14!4m13!1m5!1m1!1sunknown!2m2!1d-94.8053324!2d38.7959836!1m5!1m1!1sChIJ_XoYwMj7wlcRCNrQGPAF00Y!2m2!1d-94.7597267!2d38.9453734!3e0

https://www.google.com/maps/dir/Overland+Park+Arboretum+%26+Botanical+Gar94.6910209,14z/data=!3m1!4b1!4m14!4m13!1m5!1m1!1sunknown!2m2!1d-94.6910209!2d38.7978207!1m5!1m1!1sChIJ_XoYwMj7wlcRCNrQGPAF00Y!2m2!1d-94.7597267!2d38.9453734!3e0

Reviews for Royal Supply Inc

Royal Supply Inc

Image not found or type unknown

Caleb Roye

(5)

incredibly helpful staff. very educated on products and installation.

Royal Supply Inc

Image not found or type unknown

Donald Waggoner

(4)

I received a furnace installment from this place and was extremely happy with the furnace installation, but during the installation, they did something to completely make my hot water heater not work. They installed it on Friday at noon, and by the time I realized I had no hot water, it's after they closed, which left me with no hot water. Update: I had to call someone else out to help get my hot water heater fixed and operating correctly. While I am extremely grateful to the company for installing a great furnace, my final review will stay at 4 stars for the fact that the team did not address the hot water heater back to working order. I may use them for further things in the future, but I must leave this review to help others not have the same issues as me.

Royal Supply Inc

Image not found or type unknown

Ashley Foster

(5)

In a rush we had to replace our tub/surround in our home. We ordered online with another supplier and had a HORRIBLE experience. A friend recommended Royal Supply and they had exactly what we needed. We paid, loaded our trailer and were gone in less than 15 minutes. They are friendly and very helpful. Would definitely recommend to family and friends.

Royal Supply Inc

Image not found or type unknown

J.

(1)

Terrible AC install. Skimped on 90°c fittings for the electric conduit under my house, they used black electrical tape instead, I look under my house to find bare wires that are not in a conduit which is an electrical safety no no and could lead to my house burning down. Left a massive gaping hole in my insulation leaving me to deal with itchy fiberglass myself which I only discovered after a summer of high electricity bills due to terrible insulation.

Royal Supply Inc

Image not found or type unknown

william mann

(5)

Needed an exterior door in a hurry after storm damaged mine. All the big box stores were days or weeks out on a 34x76 door. Google lead me here, I went in, asked if he had one that size, took me in their warehouse and showed me several options. Found a door I liked, and they had all the additional hardware to install I needed. One stop shop, friendly and helpful. Priced right too.

Considering Payment Plans for Costly Equipment [View GBP](#)

Royal Supply Inc

Phone : +18164837979

City : Lenexa

State : KS

Zip : 66215

Address : Unknown Address

Google Business Profile

Company Website : <https://royal-durhamsupply.com/locations/lenexa-kansas/>

[Sitemap](#)

[Privacy Policy](#)

[About Us](#)