



- **Approaches to Funding Major System Upgrades**
Approaches to Funding Major System Upgrades Understanding Flat Rate Pricing vs Hourly Billing Considering Payment Plans for Costly Equipment Exploring Credit Options for Mobile Home Repairs Evaluating Interest Rates on HVAC Financing Deciding Between Cash Payment and Loan Assistance Using Budget Planning to Manage HVAC Expenses Applying for Low Interest Home Improvement Loans Strategies for Saving on Seasonal Tune Up Costs Discussing Payment Flexibility with HVAC Providers Tracking Monthly Expenses to Avoid Overextension Selecting the Right Financing Partner for Big Projects
- **Reviewing EPA Compliance Requirements for HVAC Work**
Reviewing EPA Compliance Requirements for HVAC Work Understanding Local Permit Processes for Mobile Home Projects Following Guidelines for Proper Refrigerant Handling Recognizing OSHA Mandates on Workplace Safety Steps for Meeting State Licensing Obligations Checking Zoning Rules for External AC Installations Ensuring Adequate Ventilation to Meet Code Standards Maintaining Indoor Air Quality Through Compliance Importance of Safety Gear for HVAC Technicians Documenting Work to Verify Code Adherence Identifying Common Violations During Inspections Coordinating with Local Authorities for Larger Renovations
- **About Us**



The changing seasons bring about varying demands on heating, ventilation, and air conditioning (HVAC) systems, requiring professionals to adapt their practices accordingly to maintain efficiency and safety. One critical aspect of this adaptation is following guidelines for proper refrigerant handling. As HVAC systems transition between the cooling requirements of summer and the heating needs of winter, understanding these guidelines becomes paramount to address both environmental concerns and operational challenges.

Refrigerants play a crucial role in the functionality of HVAC systems by facilitating heat exchange. However, they can also pose significant environmental risks if not handled correctly. Many refrigerants have been identified as potent greenhouse gases, contributing to global warming if released into the atmosphere. Consequently, stringent regulations have been established worldwide to minimize refrigerant emissions through proper handling procedures.

Vent placement impacts the effectiveness of heating and cooling in mobile homes **hvac system for mobile home** experience.

One of the primary challenges faced during seasonal transitions is ensuring that all technicians are adequately trained in refrigerant management. This training includes understanding how to safely recover, recycle, or dispose of refrigerants according to legal requirements and industry standards. Proper training ensures that technicians can handle different types of refrigerants safely while minimizing environmental harm.

In addition to training, regular maintenance checks become essential as HVAC units switch from cooling to heating operations. These checks involve inspecting system components such as compressors, evaporators, and condensers for any leaks or inefficiencies that could lead to improper refrigerant handling or loss. Addressing potential issues early on helps maintain the integrity of the system throughout seasonal changes.

Moreover, tracking inventory levels of various refrigerants is vital during these transitions. It ensures that HVAC service providers have an adequate supply without excess storage that might increase the risk of accidental releases. The use of modern inventory management solutions can aid in predicting usage patterns based on historical data and upcoming weather forecasts.

Another significant challenge lies in staying updated with evolving regulations regarding refrigerants. Governments around the world are phasing out older substances with high

global warming potential (GWP) in favor of more environmentally friendly alternatives under agreements like the Kigali Amendment to the Montreal Protocol. Keeping abreast with these regulatory changes enables HVAC professionals to make informed decisions about system upgrades or replacements needed when certain refrigerants become obsolete.

Finally, public awareness plays a part in overcoming seasonal HVAC challenges related to refrigerant handling. Educating customers about energy-efficient practices not only reduces their utility bills but also lessens environmental impact through reduced demand for new equipment installations that may involve complex refrigerant management processes.

In conclusion, adhering to guidelines for proper refrigerant handling is a multifaceted task that requires diligent attention from trained professionals across all seasons. By focusing on training initiatives, regular maintenance checks, effective inventory management strategies along with staying informed about regulatory changes; we can successfully navigate seasonal HVAC requirements while mitigating associated environmental impacts posed by improper refrigerant use or disposal practices—a responsibility shared collectively by industry stakeholders including technicians themselves who remain at frontlines ensuring our comfort year-round without compromising future generations' well-being due largely thanks now widely adopted best-practice protocols governing every aspect surrounding safe efficient operation today's advanced climate control technologies!

Traditional Funding Methods: Loans and Credit Options —

- Evaluating the Costs and Benefits of Major System Upgrades
- Traditional Funding Methods: Loans and Credit Options
- Government Grants and Incentive Programs for Energy Efficiency
- Exploring Private Sector Investment Opportunities
- Crowdfunding as a Community-Based Funding Approach
- Innovative Financing Models: Energy-as-a-Service (EaaS) Contracts

Refrigerants play a crucial role in modern life, facilitating processes that keep our environments comfortable and food fresh. However, handling these substances requires strict adherence to safety guidelines to mitigate potential risks and ensure efficiency. Following the key guidelines for safe and efficient refrigerant handling is not only a matter of compliance but

also one of responsibility to oneself, others, and the environment.

First and foremost, understanding the chemical properties of different refrigerants is essential. Each type has unique characteristics that dictate how it should be handled. For instance, some refrigerants can be flammable or toxic and may require specific storage conditions or equipment for safe handling. Proper training is fundamental; individuals must be well-educated on the types they are working with and any associated hazards.

Safety equipment plays a vital role in refrigerant handling. Personal protective equipment (PPE) such as gloves, goggles, and respirators should always be worn when dealing with refrigerants to prevent direct contact with skin or eyes and inhalation of harmful fumes. Moreover, ensuring that all tools and devices are in good working condition helps prevent accidental releases or leaks during servicing or installation.

Leak detection is another critical aspect of safe refrigerant handling. Undetected leaks not only pose health risks but also contribute significantly to environmental damage due to ozone depletion or global warming potential (GWP) of certain refrigerants. Regular maintenance checks using appropriate detection tools can significantly reduce these risks.

Furthermore, proper storage and disposal of refrigerants cannot be overemphasized. Refrigerants should be stored in well-ventilated areas away from sources of heat or ignition. When it comes to disposal, there are specific regulations that must be followed to prevent environmental contamination. Refrigerants should never be released into the atmosphere; instead, they should be reclaimed by certified professionals who can safely recycle or dispose of them according to local laws.

Efficiency in refrigerant handling goes hand-in-hand with safety measures. Ensuring systems are charged correctly reduces energy consumption while optimizing performance. Overcharging or undercharging can lead to inefficiencies which increase operating costs and wear on equipment.

Finally, staying updated on regulations is imperative as laws surrounding refrigerant use frequently change due to evolving environmental policies. Being informed ensures compliance with current standards and contributes positively towards global efforts against climate change.

In conclusion, following guidelines for proper refrigerant handling requires a comprehensive approach involving education, use of PPEs, regular maintenance checks for leaks, proper storage/disposal practices, efficient system management, and staying informed about regulatory changes. By adhering strictly to these guidelines we safeguard human health while protecting our planet's delicate ecosystems from further harm caused by irresponsible handling practices.

Posted by on

Posted by on

Posted by on

Posted by on

Government Grants and Incentive Programs for Energy Efficiency

As the seasons change, so too do the environmental and safety considerations that come with proper refrigerant handling. Refrigerants, essential for cooling systems in homes, cars, and commercial buildings, require careful management due to their potential environmental impact and health hazards. Following guidelines for proper refrigerant handling is crucial year-round but can vary slightly with each season's unique demands.

In spring, as temperatures begin to rise, it is an ideal time to conduct maintenance checks on air conditioning systems before their heavy use in summer. Technicians should ensure that all equipment is functioning efficiently and inspect for any leaks or damage. During this time, special attention should be given to recovering refrigerants properly to prevent them from escaping into the atmosphere where they can contribute significantly to global warming and ozone depletion. Spring provides a window of opportunity to educate both technicians and consumers about the importance of adhering to EPA regulations when handling refrigerants.

Summer brings peak usage of cooling systems, which increases the likelihood of wear and tear on equipment. This season calls for heightened vigilance regarding system performance and refrigerant levels. Regular inspections are necessary to catch potential leaks early on. Safety gear becomes indispensable during summer months due to higher ambient temperatures; technicians must wear protective clothing and eye gear while working with high-pressure refrigerant systems under extreme heat conditions.

Autumn signals a transition period where air conditioning demands decrease, allowing for extensive maintenance work without disrupting service needs significantly. It's an excellent time for technicians to focus on end-of-season recovery and recycling of refrigerants from decommissioned units or those needing repair. Proper documentation of recovered refrigerants ensures compliance with environmental regulations while also facilitating future audits.

Winter presents different challenges as heating systems take precedence over cooling ones; however, refrigeration units still operate in various settings such as grocery stores or industrial applications. This season requires careful management of low-temperature effects on refrigerant systems as well as maintaining efficiency despite reduced operational demand. Technicians should utilize winter downtime for training updates on new regulations or techniques in safe refrigerant handling practices.

Regardless of the season, there are constant principles that guide proper refrigerant handling: always adhere strictly to manufacturer instructions and regulatory standards; employ certified professionals who have undergone training in safe practices; prioritize leak detection and repair promptly; engage in responsible disposal methods through recovery or recycling programs.

In conclusion, each season brings its own set of environmental and safety considerations regarding proper refrigerant handling-spring offers preparation opportunities; summer demands increased caution due to high usage; autumn allows comprehensive maintenance efforts; winter focuses on efficient operation amidst lower demand scenarios-all within a framework emphasizing adherence to established guidelines ensuring both ecological protection and human safety throughout the year.



Exploring Private Sector Investment Opportunities

In today's rapidly evolving technological landscape, the role of technicians has become increasingly crucial. As we strive to create more sustainable and environmentally friendly systems, one area that has garnered significant attention is the proper handling of refrigerants. Refrigerants play a critical role in heating, ventilation, air conditioning, and refrigeration

(HVACR) systems, but their improper handling can lead to environmental harm and health risks. Therefore, training and certification requirements for technicians focusing on following guidelines for proper refrigerant handling are essential in ensuring safety and compliance.

The importance of proper refrigerant handling cannot be overstated. Refrigerants are chemicals that can have detrimental effects on the environment if released improperly. Many traditional refrigerants contribute to ozone depletion and global warming due to their high global warming potential (GWP). Technicians who handle these substances must be equipped with the necessary knowledge and skills to prevent accidental releases during installation, maintenance, or disposal processes.

To address these concerns, regulatory bodies have established stringent guidelines for refrigerant handling. In many countries, technicians must undergo rigorous training programs before they can become certified to work with HVACR systems. These programs typically cover key topics such as the environmental impact of various refrigerants, safe handling practices, leak detection methods, recovery and recycling techniques, as well as legal compliance requirements.

One widely recognized certification program is the Environmental Protection Agency's (EPA) Section 608 Certification in the United States. This certification mandates that technicians demonstrate proficiency in handling different types of refrigerants through a series of exams tailored to specific categories: Type I for small appliances, Type II for high-pressure units like residential air conditioners and heat pumps, Type III for low-pressure units such as chillers, and Universal Certification which covers all categories.

Training programs often incorporate both theoretical knowledge and practical skills. Technicians learn about the chemical properties of various refrigerants and how they interact with different system components. They also gain hands-on experience with tools used in leak detection and recovery processes. By understanding both theory and practice comprehensively through these programs' curriculum modules or workshops offered by accredited institutions-technicians develop an intuitive sense when working with these sensitive substances.

Moreover-training doesn't end once initial certification is obtained; ongoing education is encouraged within this field due to ever-changing industry standards driven by technological advancements or new environmental regulations being introduced regularly worldwide.

Ensuring that technicians meet these training requirements not only protects our environment but also safeguards public health by minimizing exposure risks associated with mishandling hazardous chemicals like certain legacy chlorofluorocarbon (CFC) compounds banned under international agreements such as Montreal Protocols signed back 1987-89 timeframe aimed at phasing out ozone-depleting substances globally over time frame spanning several decades forward into future generations yet unborn today!

In conclusion-properly trained & certified HVACR professionals equipped knowledge understanding complexities involved managing delicate balance between human comfort needs vs ecological responsibilities entrusted upon them daily basis play pivotal role maintaining healthy planet us live work enjoy peacefully together now future alike!

Crowdfunding as a Community-Based Funding Approach

Handling refrigerants is a task that requires precision, knowledge, and an unwavering commitment to safety guidelines. The importance of adhering to proper procedures cannot be overstated, particularly when considering the common mistakes made during different seasons. Whether it's the sweltering heat of summer or the biting cold of winter, each season presents unique challenges that can lead to errors in refrigerant handling if guidelines are not meticulously followed.

In summer, one of the most prevalent mistakes is failing to account for high ambient temperatures when charging systems. Refrigerants expand and contract with temperature changes, and technicians must adjust their methods accordingly. Overcharging a system during hot weather can lead to increased pressure within the system, causing potential damage or even catastrophic failure. Additionally, technicians sometimes neglect to check for leaks adequately due to time constraints or assumptions about system integrity after a winter season of non-use. This oversight can lead to loss of efficiency and environmental harm.

Winter brings its own set of challenges. Low temperatures can cause refrigerants to become denser, which may result in undercharging if technicians do not compensate appropriately. Furthermore, outdoor units often face harsh conditions that can lead to frost buildup or ice formation on coils, hindering performance and requiring careful attention during maintenance checks. A common mistake is ignoring these accumulations until they become problematic rather than addressing them promptly as part of regular service routines.

Regardless of the season, another frequent error across all climates is improper storage and transportation of refrigerants. Technicians must ensure that cylinders are stored upright, in well-ventilated areas away from direct sunlight or extreme cold, which could compromise their structural integrity or efficacy upon use. Transporting cylinders without securing them properly poses significant risks not only for damaging the equipment but also for safety hazards related to potential leaks.

Moreover, perhaps the most critical mistake throughout any season is overlooking personal protective equipment (PPE). Handling refrigerants involves exposure to substances that can be harmful if inhaled or come into contact with skin. Failing to wear appropriate PPE such as gloves and goggles exposes technicians to unnecessary risk and violates safety protocols designed to protect both workers and the environment.

In conclusion, while handling refrigerants demands technical skill year-round, awareness of seasonal nuances is essential for maintaining system integrity and ensuring safety compliance. By vigilantly following established guidelines tailored for each season's specific challenges-whether it's adjusting charge levels in summer heat or preventing ice-related issues in winter-technicians can avoid common pitfalls associated with refrigerant handling. Ultimately, adherence to proper procedures not only safeguards human health but also supports environmental stewardship by minimizing inadvertent emissions into our atmosphere.



Innovative Financing Models: Energy-as-a-Service (EaaS) Contracts

Adhering to proper refrigerant handling practices is essential in the realm of HVAC (heating, ventilation, and air conditioning) systems. As these systems are integral to both residential and commercial environments, maintaining their efficiency and environmental compliance is crucial. The benefits associated with following guidelines for refrigerant handling extend beyond mere regulatory compliance; they encompass environmental protection, enhanced system performance, cost savings, and the safeguarding of human health.

One of the foremost benefits of proper refrigerant handling is its positive impact on the environment. Refrigerants are potent greenhouse gases that can significantly contribute to global warming if released into the atmosphere. By adhering to established guidelines, technicians ensure that these substances are correctly contained and disposed of, minimizing their environmental footprint. This responsible approach not only helps in mitigating climate change but also aligns with global efforts to protect our planet for future generations.

Moreover, following proper refrigerant handling practices ensures optimal system performance. When refrigerants are managed correctly-through appropriate charging levels, leak detection, and recovery methods-HVAC systems operate more efficiently. This efficiency translates into better cooling or heating output and reduced energy consumption. Consequently, building owners and occupants experience improved comfort levels while benefiting from lower utility bills. In this way, adherence to refrigerant guidelines directly contributes to economic savings over time.

Cost savings also manifest through reduced maintenance expenses and extended equipment lifespan. Improper handling can lead to system malfunctions or damage due to contamination or incorrect refrigerant levels. Such issues often require costly repairs or replacements that could have been avoided by simply following best practices from the outset. Regular maintenance checks performed as part of these guidelines help identify potential problems early on, preventing expensive breakdowns and prolonging the life of HVAC components.

Furthermore, proper refrigerant handling is instrumental in protecting human health. Many refrigerants pose risks if inhaled or come into contact with skin due to their chemical properties. Technicians trained in correct procedures minimize these risks by using personal protective equipment (PPE) and ensuring safe storage and disposal methods are followed rigorously. This not only protects those directly involved in maintenance activities but also safeguards building occupants from potential exposure hazards.

In addition to these tangible benefits, adhering to proper refrigerant handling practices fosters a culture of responsibility within organizations involved in HVAC services. It demonstrates a commitment to ethical business operations by prioritizing safety standards and environmental stewardship over shortcuts or negligence.

In conclusion, the advantages of following guidelines for proper refrigerant handling are multifaceted: they encompass ecological preservation through reduced emissions; improved system efficiency leading to economic savings; enhanced safety measures protecting both workers' health and public well-being; all while promoting ethical industry standards overall.


About Mobile home

This article is about the prefabricated structure. For the vehicle, see Recreational vehicle. For other uses, see Mobile home (disambiguation).

"Static Caravan" redirects here. For the record label, see Static Caravan Recordings.

"House on wheels" redirects here. For the South Korean variety show, see House on Wheels.

The examples and perspective in this article **deal primarily with the United States and do not represent a worldwide view of the subject**. You may **improve this article**, discuss the issue on the talk page, or create a new article, as appropriate. *(April 2017)* *(Learn how and when to remove this message)*




Mobile homes with detached single car garages

- v
- t
- e

Part of a series on

Living spaces



Main

- House: detached
- semi-detached
- terraced
- Apartment
- Bungalow
- Cottage
- Ecohouse
- Green home
- Housing project
- Human outpost
- I-house
- Ranch
- Tenement
- Condominium
- Mixed-use development
- Hotel
- Hostel
- Castle
- Public housing
- Squat
- Flophouse
- Shack
- Slum
- Shanty town
- Villa

Issues

- Affordability
- Affordability in the United States
- Executive housing
- Environmental:
 - design
 - planning
 - racism
- Environmental security
- Eviction
- Fair housing
- Healthiness
- Homelessness
- Housing crisis
- Housing discrimination
- Housing stress
- Overpopulation
- Housing inequality
- Home ownership
- Luxury apartments
- Ownership equity
- Permit
- Rent
- Subprime lending
- Subsidized housing
- Sustainable:
 - architecture
 - development
 - living
- Sustainable city
- Toxic hotspot
- Vagrancy

Society and politics

- Housing First
- Housing subsidy
- NIMBY
- Rapid Re-Housing
- Real estate appraisal
- Real estate bubble
- Real estate economics
- Real estate investing
- Redlining
- Rent regulation
- Right to housing
- Rent control
- Rent strike
- Tenants union
- YIMBY

Other

- Alternative lifestyle
- Assisted living
- Boomtown
- Cottage homes
- Eco-cities
- Ecovillage
- Foster care
- Green building
- Group home
- Halfway house
- Healthy community design
- Homeless shelter
- Hospital
- Local community
- Log house
- Natural building
- Nursing home
- Orphanage
- Prison
- Psychiatric hospital
- Residential care
- Residential treatment center
- Retirement community
- Retirement home
- Supportive housing
- Supported living



image not found or type unknown
Housing portal

A **mobile home** (also known as a **house trailer**, **park home**, **trailer**, or **trailer home**) is a prefabricated structure, built in a factory on a permanently attached chassis before being transported to site (either by being towed or on a trailer). Used as permanent homes, or for holiday or temporary accommodation, they are often left permanently or semi-permanently in one place, but can be moved, and may be required to move from time to time for legal reasons.

Mobile homes share the same historic origins as travel trailers, but today the two are very different, with travel trailers being used primarily as temporary or vacation homes. Behind the cosmetic work fitted at installation to hide the base, mobile homes have strong trailer frames, axles, wheels, and tow-hitches.

History

[edit]


In the United States, this form of housing goes back to the early years of cars and motorized highway travel.^[1] It was derived from the travel trailer (often referred to during the early years as "house trailers" or "trailer coaches"), a small unit with wheels attached permanently, often used for camping or extended travel. The original rationale for this type of housing was its mobility. Units were initially marketed primarily to people whose lifestyle required mobility. However, in the 1950s, the homes began to be marketed primarily as an inexpensive form of housing designed to be set up and left in a location for long periods of time or even permanently installed with a masonry foundation. Previously, units had been eight feet or fewer in width, but in 1956, the 10-foot (3.0 m) wide home ("ten-wide") was introduced, along with the new term "mobile home".^[2]

The homes were given a rectangular shape, made from pre-painted aluminum panels, rather than the streamlined shape of travel trailers, which were usually painted after assembly. All of this helped increase the difference between these homes and home/travel trailers. The smaller, "eight-wide" units could be moved simply with a car, but the larger, wider units ("ten-wide", and, later, "twelve-wide") usually required the services of a professional trucking company, and, often, a special moving permit from a state highway department. During the late 1960s and early 1970s, the homes were made even longer and wider, making the mobility of the units more difficult. Nowadays, when a factory-built home is moved to a location, it is usually kept there permanently and the mobility of the units has considerably decreased. In some states, mobile homes have been taxed as personal property if the wheels remain attached, but as real estate if the wheels are removed. Removal of the tongue and axles may also be a requirement for real estate classification.

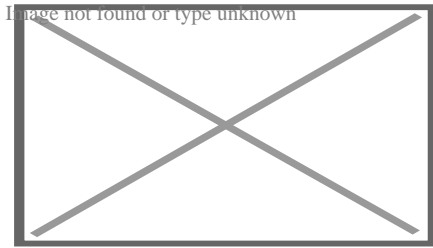
Manufactured home

[edit]

Main article: Manufactured housing



Example of a modern manufactured home in New Alexandria, Pennsylvania. 28 by 60 feet (8.5 m × 18.3 m)




Manufactured home foundation

Mobile homes built in the United States since June 1976, legally referred to as manufactured homes, are required to meet FHA certification requirements and come with attached metal certification tags. Mobile homes permanently installed on owned land are rarely mortgageable, whereas FHA code manufactured homes are mortgageable through VA, FHA, and Fannie Mae.

Many people who could not afford a traditional site-built home, or did not desire to commit to spending a large sum of money on housing, began to see factory-built homes as a viable alternative for long-term housing needs. The units were often marketed as an alternative to apartment rental. However, the tendency of the units of this era to depreciate rapidly in resale value^[citation needed] made using them as collateral for loans much riskier than traditional home loans. Terms were usually limited to less than the thirty-year term typical of the general home-loan market, and interest rates were considerably higher.^[citation needed] In that way, mobile home loans resembled motor vehicle loans more than traditional home mortgage loans.

Construction and sizes

[edit]



Exterior wall assemblies being set in place during manufacture

Mobile homes come in two major sizes, *single-wides* and *double-wides*. Single-wides are 18 feet (5.5 m) or less in width and 90 feet (27 m) or less in length and can be towed to their site as a single unit. Double-wides are 20 feet (6.1 m) or more wide and are 90 feet (27 m) in length or less and are towed to their site in two separate units, which are then joined. *Triple-wides* and even homes with four, five, or more units are also built but less frequently.

While site-built homes are rarely moved, single-wide owners often "trade" or sell their home to a dealer in the form of the reduction of the purchase of a new home. These "used" homes are either re-sold to new owners or to park owners who use them as inexpensive rental units. Single-wides are more likely to be traded than double-wides because removing them from the site is easier. In fact, only about 5% of all double-wides will ever be moved.^[citation needed]


While an EF1 tornado might cause minor damage to a site-built home, it could do significant damage to a factory-built home, especially an older model or one that is not properly secured. Also, structural components (such as windows) are typically weaker than those in site-built homes.^[3] 70 miles per hour (110 km/h) winds can destroy a mobile home in a matter of minutes. Many brands offer optional hurricane straps, which can be used to tie the home to anchors embedded in the ground.

Regulations

[edit]

United States

[edit]



Home struck by tornado

In the United States, mobile homes are regulated by the US Department of Housing and Urban Development (HUD), via the Federal National Manufactured Housing Construction and Safety Standards Act of 1974. This national regulation has allowed many manufacturers to distribute nationwide because they are immune to the jurisdiction of local building authorities.^[4] ^[5] By contrast, producers of modular homes must abide by state and local building codes. There are, however, wind zones adopted by HUD that home builders must follow. For example, statewide, Florida is at least wind zone 2. South Florida is wind zone 3, the strongest wind zone. After Hurricane Andrew in 1992, new standards were adopted for home construction. The codes for building within these wind zones were significantly amended, which has greatly increased their durability. During the 2004 hurricanes in Florida, these

standards were put to the test, with great success. Yet, older models continue to face the exposed risk to high winds because of the attachments applied such as carports, porch and screen room additions. Such areas are exposed to "wind capture" which apply extreme force to the underside of the integrated roof panel systems, ripping the fasteners through the roof pan causing a series of events which destroys the main roof system and the home.

The popularity of the factory-built homes caused complications the legal system was not prepared to handle. Originally, factory-built homes tended to be taxed as vehicles rather than real estate, which resulted in very low property tax rates for their inhabitants. That caused local governments to reclassify them for taxation purposes.

However, even with that change, rapid depreciation often resulted in the home occupants paying far less in property taxes than had been anticipated and budgeted. The ability to move many factory-built homes rapidly into a relatively small area resulted in strains to the infrastructure and governmental services of the affected areas, such as inadequate water pressure and sewage disposal, and highway congestion. That led jurisdictions to begin placing limitations on the size and density of developments.

Early homes, even those that were well-maintained, tended to depreciate over time, much like motor vehicles. That is in contrast to site-built homes which include the land they are built on and tend to appreciate in value. The arrival of mobile homes in an area tended to be regarded with alarm, in part because of the devaluation of the housing potentially spreading to preexisting structures.

This combination of factors has caused most jurisdictions to place zoning regulations on the areas in which factory-built homes are placed, and limitations on the number and density of homes permitted on any given site. Other restrictions, such as minimum size requirements, limitations on exterior colors and finishes, and foundation mandates have also been enacted. There are many jurisdictions that will not allow the placement of any additional factory-built homes. Others have strongly limited or forbidden all single-wide models, which tend to depreciate more rapidly than modern double-wide models.

Apart from all the practical issues described above, there is also the constant discussion about legal fixture and chattels and so the legal status of a trailer is or could be affected by its incorporation to the land or not. This sometimes involves such factors as whether or not the wheels have been removed.

North Carolina

[edit]

The North Carolina Board of Transportation allowed 14-foot-wide homes on the state's roads, but until January 1997, 16-foot-wide homes were not allowed. 41 states allowed 16-

foot-wide homes, but they were not sold in North Carolina. Under a trial program approved January 10, 1997, the wider homes could be delivered on specific roads at certain times of day and travel 10 mph below the speed limit, with escort vehicles in front and behind.^[6]^[7] Eventually, all homes had to leave the state on interstate highways.^[8]

In December 1997, a study showed that the wider homes could be delivered safely, but some opponents still wanted the program to end.^[9] On December 2, 1999, the NC Manufactured Housing Institute asked the state Board of Transportation to expand the program to allow deliveries of 16-foot-wide homes within North Carolina.^[8] A month later, the board extended the pilot program by three months but did not vote to allow shipments within the state.^[10] In June 2000, the board voted to allow 16-foot-side homes to be shipped to other states on more two-lane roads, and to allow shipments in the state east of US 220. A third escort was required, including a law enforcement officer on two-lane roads.^[11]

New York

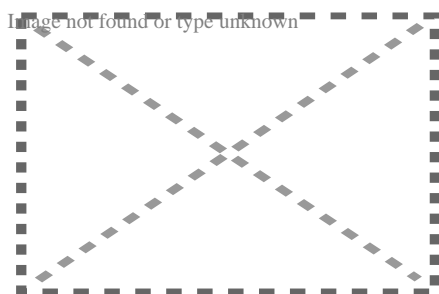
[edit]

In New York State, the Homes and Community Renewal agency tracks mobile home parks and provides regulations concerning them. For example, the agency requires park owners to provide residents with a \$15,000 grant if residents are forced to move when the land is transferred to a new owner. Residents are also granted the right of first refusal for a sale of the park, however, if the owner does not evict tenants for five years, the land sale can go ahead. State law also restricts the annual increase in land lot fee to a cap of 3 percent, unless the landowner demonstrates hardship in a local court, and can then raise the land lot fee by up to 6 percent in a year.^[12]

Mobile home parks

[edit]

Main article: Trailer park



Meadow Lanes Estates Mobile Home Park, Ames, Iowa, August 2010, during a flood

Mobile homes are often sited in land lease communities known as trailer parks (also 'trailer courts', 'mobile home parks', 'mobile home communities', 'manufactured home communities', 'factory-built home communities' etc.); these communities allow homeowners to rent space on which to place a home. In addition to providing space, the site often provides basic utilities such as water, sewer, electricity, or natural gas and other amenities such as mowing, garbage removal, community rooms, pools, and playgrounds.

There are over 38,000^[13] trailer parks in the United States ranging in size from 5 to over 1,000 home sites. Although most parks appeal to meeting basic housing needs, some communities specialize towards certain segments of the market. One subset of mobile home parks, retirement communities, restrict residents to those age 55 and older. Another subset of mobile home parks, seasonal communities, are located in popular vacation destinations or are used as a location for summer homes. In New York State, as of 2019, there were 1,811 parks with 83,929 homes.^[12]

Newer homes, particularly double-wides, tend to be built to much higher standards than their predecessors and meet the building codes applicable to most areas. That has led to a reduction in the rate of value depreciation of most used units.^[14]

Additionally, modern homes tend to be built from materials similar to those used in site-built homes rather than inferior, lighter-weight materials. They are also more likely to physically resemble site-built homes. Often, the primary differentiation in appearance is that factory-built homes tend to have less of a roof slope so that they can be readily transported underneath bridges and overpasses.^[citation needed]

The number of double-wide units sold exceeds the number of single-wides, which is due in part to the aforementioned zoning restrictions. Another reason for higher sales is the spaciousness of double-wide units, which are now comparable to site-built homes. Single-wide units are still popular primarily in rural areas, where there are fewer restrictions. They are frequently used as temporary housing in areas affected by natural disasters when restrictions are temporarily waived.^[citation needed]

Another recent trend has been parks in which the owner of the mobile home owns the lot on which their unit is parked. Some of these communities simply provide land in a homogeneous neighborhood, but others are operated more like condominiums with club homes complete with swimming pools and meeting rooms which are shared by all of the residents, who are required to pay membership fees and dues.

By country


[edit]

Mobile home (or mobile-homes) are used in many European campgrounds to refer to fixed caravans, purpose-built cabins, and even large tents, which are rented by the week or even year-round as cheap accommodation, similar to the US concept of a trailer park. Like

many other US loanwords, the term is not used widely in Britain.^[*citation needed*]

United Kingdom


[edit]



A mobile home marketed as a holiday home

Mobile Homes or Static Caravans are popular across the United Kingdom. They are more commonly referred to as Park Homes or Leisure Lodges, depending on if they are marketed as a residential dwelling or as a second holiday home residence.

Residential Mobile homes (park homes) are built to the BS3632 standard. This standard is issued by the British Standards Institute. The institute is a UK body who produce a range of standards for businesses and products to ensure they are fit for purpose. The majority of residential parks in the UK have a minimum age limit for their residents, and are generally marketed as retirement or semi-retirement parks. Holiday Homes, static caravans or holiday lodges aren't required to be built to BS3632 standards, but many are built to the standard.



A static caravan park on the cliffs above Beer, Devon, England

In addition to mobile homes, static caravans are popular across the UK. Static caravans have wheels and a rudimentary chassis with no suspension or brakes and are therefore transported on the back of large flatbed lorries, the axle and wheels being used for movement to the final location when the static caravan is moved by tractor or 4x4. A static caravan normally stays on a single plot for many years and has many of the modern conveniences normally found in a home.

Mobile homes are designed and constructed to be transportable by road in one or two sections. Mobile homes are no larger than 20 m × 6.8 m (65 ft 7 in × 22 ft 4 in) with an internal maximum height of 3.05 m (10 ft 0 in). Legally, mobile homes can still be defined as "caravans".


Static holiday caravans generally have sleeping accommodation for 6 to 10 people in 2, 3 or 4 bedrooms and on convertible seating in the lounge referred to as a 'pull out bed'. They tend towards a fairly "open-plan" layout, and while some units are double glazed and centrally heated for year-round use, cheaper models without double glazing or central heating are available for mainly summer use. Static caravan holiday homes are intended for leisure use and are available in 10 and 12 ft (3.0 and 3.7 m) widths, a small number in 13 and 14 ft (4.0 and 4.3 m) widths, and a few 16 ft (4.9 m) wide, consisting of two 8 ft (2.4 m) wide units joined. Generally, holiday homes are clad in painted steel panels, but can be clad in PVC, timber or composite materials. Static caravans are sited on caravan parks where the park operator of the site leases a plot to the caravan owner. There are many holiday parks in the UK in which one's own static caravan can be owned. There are a few of these parks in areas that are prone to flooding and anyone considering buying a sited static caravan needs to take particular care in checking that their site is not liable to flooding.

Static caravans can be rented on an ad-hoc basis or purchased. Purchase prices range from £25,000 to £100,000. Once purchased, static caravans have various ongoing costs including insurance, site fees, local authority rates, utility charges, winterisation and depreciation. Depending on the type of caravan and the park these costs can range from £1,000 to £40,000 per year.^[15] Some park owners used to have unfair conditions in their lease contracts but the Office of Fair Trading has produced a guidance document available for download called Unfair Terms in Holiday Caravan Agreements which aims to stop unfair practices.

Israel

[edit]

Main article: Caravan (Israel)



Posting of *caravan* in Mitzpe Hila, Israel, 1982

Many Israeli settlements and outposts are originally composed of caravans (Hebrew: *caravan*; pl.

caravanim). They are constructed of light metal, are not insulated but can be outfitted with heating and air-conditioning units, water lines, recessed lighting, and floor tiling to function in a full-service capacity. Starting in 2005, prefabricated homes, named *caravillas*

(Hebrew:

), a portmanteau of the words caravan, and villa, begin to replace mobile homes in many Israeli settlements.

Difference from modular homes

[edit]

Main article: Modular home

Because of similarities in the manufacturing process, some companies build both types in their factories. Modular homes are transported on flatbed trucks rather than being towed, and lack axles and an automotive-type frame. However, some modular homes are towed behind a semi-truck or toter on a frame similar to that of a trailer. The home is usually in two pieces and is hauled by two separate trucks. Each frame has five or more axles, depending on the size of the home. Once the home has reached its location, the axles and the tongue of the frame are then removed, and the home is set on a concrete foundation by a large crane.

Both styles are commonly referred to as factory-built housing, but that term's technical use is restricted to a class of homes regulated by the Federal National Mfd. Housing Construction and Safety Standards Act of 1974.

Most zoning restrictions on the homes have been found to be inapplicable or only applicable to modular homes. That occurs often after considerable litigation on the topic by affected jurisdictions and by plaintiffs failing to ascertain the difference. Most modern modulars, once fully assembled, are indistinguishable from site-built homes. Their roofs are usually transported as separate units. Newer modulars also come with roofs that can be raised during the setting process with cranes. There are also modulars with 2 to 4 storeys.

Gallery

[edit]

Construction starts with the frame.

○

Image not found or type unknown

Construction starts with the
frame.

Interior wall assemblies are attached.

○

Image not found or type unknown

Interior wall assemblies are
attached.

Roof assembly is set atop home.

○

Image not found or type unknown

Roof assembly is set atop
home.

Drywall is completed.

○

Image not found or type unknown

Drywall is completed.

Home is ready for delivery to site.

○

Image not found or type unknown

Home is ready for delivery to site.

- A modern "triple wide" home, designed to look like an adobe home

Image not found or type unknown

A modern "triple wide" home, designed to look like an adobe home

A mobile home is being moved, California.

○

Image not found or type unknown

A mobile home is being moved, California.

- A mobile home being prepared for transport

Image not found or type unknown

A mobile home being prepared for transport

See also

[edit]

-  not found or type unknown Housing portal
- All Parks Alliance for Change
- Campervan
- Construction trailer
- Houseboat
- Manufactured housing
- Modular home
- Motorhome
- Nomadic wagons
- Recreational vehicle
- Reefer container housing units
- Small house movement
- Trailer (vehicle)
- Trailer Park Boys
- Trailer trash
- Vardo
- Prefabricated home

References

[edit]

1. ^ "Part 17, Mobile Home Parks". *ny.gov*.
2. ^ "Mobile Manufactured Homes". *ct.gov*. Retrieved 28 March 2018.
3. ^ "Caravan Repairs? Great Caravan Repair Deals!". *canterburycaravans.com.au*.
4. ^ "Titles for Mobile Homes". *AAA Digest of Motor Laws*.
5. ^ Andrews, Jeff (January 29, 2018). "HUD to explore deregulating manufactured housing". *Curbed*. Archived from the original on 2018-01-29. Retrieved 2019-04-19.
6. ^ Hackett, Thomas (January 11, 1997). "Extra-wide homes to take to the road". *News & Observer*. p. A3.
7. ^ Mitchell, Kirsten B. (January 10, 1997). "Wider trailer transport OK'd". *Star-News*. p. 1A.
8. ^ **a b** Whitacre, Dianne (December 2, 1999). "Mobile-Home Makers Look to Squeeze on N.C. Roads". *The Charlotte Observer*. p. 1C.
9. ^ "Study: Keep Curbs on Transporting Wide Mobile Homes". *The Charlotte Observer*. December 1, 1997. p. 4C.
10. ^ Bonner, Lynn (January 7, 2000). "Program for wide mobile homes extended". *News & Observer*. p. A3.
11. ^ "Wide mobile homes given final approval". *News & Observer*. June 3, 2000. p. A3.
12. ^ **a b** Liberatore, Wendy (January 23, 2022). "Saratoga County's mobile home parks - a sign of an affordable housing crisis". *www.timesunion.com*. Retrieved January 23, 2022.
13. ^ "Database of Mobile Home Parks in the United States". Retrieved 2009-02-17.
14. ^ "Homes". *Answers.com*. Retrieved 2006-09-12.
15. ^ "Cost of a static caravan or lodge". *StaticCaravanExpert*. 28 December 2020. Retrieved 2021-03-07.

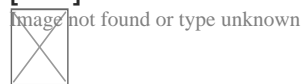
Further reading

[edit]

- Benson, J. E. (1990). Good neighbors: Ethnic relations in Garden City trailer courts. *Urban Anthropology*, 19, 361–386.
- Burch-Brown, C. (1996). *Trailers*. Charlottesville: University Press of Virginia. Text by David Rigsbee.
- Geisler, C. C., & Mitsuda, H. (1987). Mobile-home growth, regulation, and discrimination in upstate New York. *Rural Sociology*, 52, 532–543.
- Hart, J. F., Rhodes, M. J., & Morgan, J. T. (2002). *The unknown world of the mobile home*. Baltimore: Johns Hopkins University Press.
- MacTavish, K. A., & Salamon, S. (2001). Mobile home park on the prairie: A new rural community form. *Rural Sociology*, 66, 487–506.
- Moore, B. (2006). Trailer trash: The world of trailers and mobile homes in the Southwest. Laughlin: *Route 66 Magazine*.
- Thornburg, D. A. (1991). *Gallopung bungalows: The rise and demise of the American house trailer*. Hamden: Archon Books.
- Wallis, A. D. (1991). *Wheel estate: The rise and decline of mobile homes*. New York: Oxford University Press.

External links

[edit]



Wikimedia Commons has media related to **Mobile homes**.

- Regulating body in the UK
- US Federal Manufactured Home Construction and Safety Standards

About Royal Supply Inc

Photo

Image not found or type unknown

Photo

Image not found or type unknown

Photo

Image not found or type unknown

Photo

Image not found or type unknown

Photo

Image not found or type unknown

Photo

Image not found or type unknown

Things To Do in Johnson County

Photo

Image not found or type unknown

Ernie Miller Park & Nature Center

4.7 (890)

Photo

Image not found or type unknown

Heritage Park

4.6 (763)

Photo

TimberRidge Adventure Center

4.6 (101)

Photo

Image not found or type unknown

Ensor Park & Museum

4.9 (19)

Photo

Image not found or type unknown

South Lake Park

4.6 (1019)

Photo

Firefly Forest

3.9 (29)

Driving Directions in Johnson County

Driving Directions From CommunityAmerica Credit Union to Royal Supply Inc

Driving Directions From Tapco Products Co to Royal Supply Inc

Driving Directions From Ambitious Pixels to Royal Supply Inc

https://www.google.com/maps/dir/Extended+Stay+Lenexa+Studios/Royal+Supply+94.7360772,14z/data=!3m1!4b1!4m14!4m13!1m5!1m1!1sChIJQ7Fu9siUwlcRz6z9U2X94.7360772!2d38.9513368!1m5!1m1!1sChIJ_XoYwMj7wlcRCNrQGPAF00Y!2m2!1d-94.7597267!2d38.9453734!3e0

https://www.google.com/maps/dir/Tapco+Products+Co/Royal+Supply+Inc/@38.92894.7674183,14z/data=!3m1!4b1!4m14!4m13!1m5!1m1!1sChIJxaWh6QCVwlcR_zHLD94.7674183!2d38.9284245!1m5!1m1!1sChIJ_XoYwMj7wlcRCNrQGPAF00Y!2m2!1d-94.7597267!2d38.9453734!3e3

https://www.google.com/maps/dir/Essense+of+Australia/Royal+Supply+Inc/@38.9294.7637384,14z/data=!3m1!4b1!4m14!4m13!1m5!1m1!1sChIJRbVZ6aHswlcRLHE5g94.7637384!2d38.9229133!1m5!1m1!1sChIJ_XoYwMj7wlcRCNrQGPAF00Y!2m2!1d-94.7597267!2d38.9453734!3e0

https://www.google.com/maps/dir/Ambitious+Pixels/Royal+Supply+Inc/@38.9480794.7414298,14z/data=!3m1!4b1!4m14!4m13!1m5!1m1!1sChIJb6nCI7LxwlcRN5W7R94.7414298!2d38.9480783!1m5!1m1!1sChIJ_XoYwMj7wlcRCNrQGPAF00Y!2m2!1d-94.7597267!2d38.9453734!3e3

Driving Directions From South Lake Park to Royal Supply Inc

94.6520905!2d38.8819446!1m5!1m1!1sChIJ_XoYwMj7wlcRCNrQGPAF00Y!2m2!1d-94.7597267!2d38.9453734!3e0

Reviews for Royal Supply Inc

Royal Supply Inc

Image not found or type unknown

Caleb Roye

(5)

incredibly helpful staff. very educated on products and installation.

Royal Supply Inc

Image not found or type unknown

william mann

(5)

Needed an exterior door in a hurry after storm damaged mine. All the big box stores were days or weeks out on a 34x76 door. Google lead me here, I went in, asked if he had one that size, took me in their warehouse and showed me several options. Found a door I liked, and they had all the additional hardware to install I needed. One stop shop, friendly and helpful. Priced right too.

Royal Supply Inc

Image not found or type unknown

Ashley Foster

(5)

In a rush we had to replace our tub/surround in our home. We ordered online with another supplier and had a HORRIBLE experience. A friend recommended Royal Supply and they had exactly what we needed. We paid, loaded our trailer and were gone in less than 15 minutes. They are friendly and very helpful. Would definitely recommend to family and friends.

Royal Supply Inc

Image not found or type unknown

Donald Waggoner

(4)

I received a furnace installment from this place and was extremely happy with the furnace installation, but during the installation, they did something to completely make my hot water heater not work. They installed it on Friday at noon, and by the time I realized I had no hot water, it's after they closed, which left me with no hot

water. Update: I had to call someone else out to help get my hot water heater fixed and operating correctly. While I am extremely grateful to the company for installing a great furnace, my final review will stay at 4 stars for the fact that the team did not address the hot water heater back to working order. I may use them for further things in the future, but I must leave this review to help others not have the same issues as me.

Royal Supply Inc

Image not found or type unknown

J.

(1)

Terrible AC install. Skimped on 90°c fittings for the electric conduit under my house, they used black electrical tape instead, I look under my house to find bare wires that are not in a conduit which is an electrical safety no no and could lead to my house burning down. Left a massive gaping hole in my insulation leaving me to deal with itchy fiberglass myself which I only discovered after a summer of high electricity bills due to terrible insulation.

Following Guidelines for Proper Refrigerant Handling [View GBP](#)

Royal Supply Inc

Phone : +18164837979

City : Lenexa

State : KS

Zip : 66215

Address : Unknown Address

Google Business Profile

Company Website : <https://royal-durhamsupply.com/locations/lenexa-kansas/>

Sitemap

Privacy Policy

About Us