

Home HVAC



- **Approaches to Funding Major System Upgrades**
Approaches to Funding Major System Upgrades Understanding Flat Rate Pricing vs Hourly Billing Considering Payment Plans for Costly Equipment Exploring Credit Options for Mobile Home Repairs Evaluating Interest Rates on HVAC Financing Deciding Between Cash Payment and Loan Assistance Using Budget Planning to Manage HVAC Expenses Applying for Low Interest Home Improvement Loans Strategies for Saving on Seasonal Tune Up Costs Discussing Payment Flexibility with HVAC Providers Tracking Monthly Expenses to Avoid Overextension Selecting the Right Financing Partner for Big Projects
- **Reviewing EPA Compliance Requirements for HVAC Work**
Reviewing EPA Compliance Requirements for HVAC Work Understanding Local Permit Processes for Mobile Home Projects Following Guidelines for Proper Refrigerant Handling Recognizing OSHA Mandates on Workplace Safety Steps for Meeting State Licensing Obligations Checking Zoning Rules for External AC Installations Ensuring Adequate Ventilation to Meet Code Standards Maintaining Indoor Air Quality Through Compliance Importance of Safety Gear for HVAC Technicians Documenting Work to Verify Code Adherence Identifying Common Violations During Inspections Coordinating with Local Authorities for Larger Renovations
- **About Us**



Understanding Seasonal HVAC Systems: Maintaining Indoor Air Quality Through Compliance

As we transition through the seasons, our homes and workplaces demand a comfortable environment that adapts to varying temperatures and humidity levels. This is where Heating, Ventilation, and Air Conditioning (HVAC) systems come into play. Mobile homes require specialized HVAC systems due to their unique design **Mobile Home Furnace Installation** gas. These systems are crucial for maintaining indoor comfort throughout the year, but they also play a significant role in ensuring indoor air quality-a factor often overlooked in discussions about HVAC efficiency. By understanding seasonal HVAC system requirements and adhering to compliance standards, we can significantly enhance indoor air quality.

Seasonal changes bring about different challenges for HVAC systems. During summer months, the primary focus is on cooling and dehumidification, ensuring that hot air from outside doesn't compromise indoor comfort. Conversely, winter demands efficient heating systems to maintain warmth. In both scenarios, ventilation plays a pivotal role by providing a continuous exchange of stale indoor air with fresh outdoor air. However, this exchange must be carefully managed to prevent pollutants from entering the building.

To maintain optimal indoor air quality throughout these seasonal transitions, it's essential to adhere to industry regulations and standards. Compliance with standards such as those set by the American Society of Heating, Refrigerating and Air-Conditioning Engineers (ASHRAE) ensures that HVAC systems are not only energy-efficient but also effective in filtering out pollutants like dust, pollen, mold spores, and even volatile organic compounds (VOCs). Regular maintenance checks are vital; components such as filters need frequent replacement or cleaning to prevent them from becoming sources of contamination themselves.

Moreover, technological advancements have brought smart solutions into play-such as sensors that monitor indoor air quality indicators like particulate matter or carbon dioxide levels-and adjust HVAC operations accordingly. By integrating these technologies with traditional HVAC setups, property owners can ensure a higher standard of air quality compliance while optimizing energy use throughout different seasons.

In addition to adhering to technical standards and utilizing technology enhancements, education plays a significant role in maintaining indoor air quality through seasonal changes. Building occupants should be aware of behaviors that can impact air quality-like smoking indoors or using harsh cleaning chemicals-and how their actions affect overall health.

In conclusion, understanding seasonal HVAC system requirements is crucial for maintaining high-quality indoor environments year-round. By focusing on compliance with established standards and leveraging modern technology solutions along with promoting awareness among occupants, we can achieve an equilibrium between comfort needs and healthy living conditions indoors. As we continue advancing towards smarter homes and buildings equipped with sophisticated climate control systems, prioritizing indoor air quality through thoughtful design and diligent maintenance will remain imperative for our well-being.

Maintaining Indoor Air Quality (IAQ) is a critical aspect of ensuring the health and well-being of building occupants. The quality of the air inside our homes, offices, schools, and other indoor environments can significantly impact our health, comfort, and productivity. To safeguard this essential aspect of everyday life, several key regulations and standards have been established to guide compliance and promote healthier indoor spaces.

One of the foundational regulations in the realm of IAQ is the Clean Air Act (CAA), enforced by the Environmental Protection Agency (EPA) in the United States. While primarily focused on outdoor air pollution, the CAA has indirect implications for indoor environments through its regulation of air pollutants that can infiltrate buildings. The act sets national air quality standards to control harmful pollutants, such as carbon monoxide, lead, nitrogen dioxide, ozone, particulate matter, and sulfur dioxide. Compliance with these standards helps ensure that ambient outdoor pollutants do not compromise indoor air quality.

In addition to national legislation like the CAA, various voluntary standards provide frameworks for maintaining high IAQ. The American Society of Heating, Refrigerating and Air-Conditioning Engineers (ASHRAE) plays a pivotal role in this regard. ASHRAE Standard 62.1 provides guidelines for ventilation rates and indoor air quality in commercial buildings. It emphasizes adequate ventilation as a cornerstone for diluting contaminants within indoor environments.

For residential settings, ASHRAE Standard 62.2 addresses ventilation requirements crucial for single-family homes and multifamily dwellings up to three stories high. These standards are widely recognized for their scientific rigor and are often incorporated into building codes worldwide.

Internationally, organizations like the World Health Organization (WHO) establish guidelines that influence global perspectives on IAQ compliance. WHO's guidelines highlight exposure limits for various indoor pollutants such as benzene and formaldehyde-substances known to pose significant health risks when present at elevated levels indoors.

In recent years, there has been increasing attention on controlling specific contaminants like volatile organic compounds (VOCs), radon gas, mold spores, and biological agents that may proliferate in poorly ventilated or maintained spaces. To tackle such issues effectively requires not only adherence to established regulations but also proactive strategies incorporating regular monitoring systems.

Moreover, green building certifications such as LEED (Leadership in Energy and Environmental Design) often emphasize superior IAQ practices through sustainable design principles aimed at reducing pollution sources from construction materials while enhancing natural ventilation opportunities wherever feasible.

Ultimately achieving compliance with key regulations entails an integrated approach involving robust HVAC system designs coupled with routine maintenance schedules tailored towards minimizing pollutant concentrations indoors over time frames typical across different geographic regions globally - all aligned towards creating safer healthier living conditions irrespective of geographical boundaries we traverse daily during lifetime journey forward together collectively!

Maintaining IAQ through adherence manifests long-term benefits beyond mere regulatory fulfillment; it fosters improved occupant satisfaction reduced absenteeism rates heightened cognitive performance among individuals residing working within those very same enclosed structures whose integrity we strive preserve diligently each passing day anew!

Posted by on

Government Grants and Incentive Programs for Energy Efficiency

Indoor air quality is an often-overlooked aspect of our living and working environments, yet it plays a crucial role in ensuring the health and well-being of those who inhabit these spaces. As we spend more time indoors, particularly in urban settings, maintaining clean air becomes paramount. One critical factor in this endeavor is the role of HVAC (Heating, Ventilation, and Air Conditioning) maintenance. Regular and thorough HVAC maintenance is essential for ensuring compliance with standards aimed at preserving indoor air quality.

HVAC systems are designed to regulate temperature, humidity, and the overall climate within buildings. However, their function extends beyond mere comfort control; they are integral to maintaining air cleanliness. Over time, HVAC systems can accumulate dust, mold, pollen, and other airborne contaminants that degrade air quality if not properly managed. This not only affects the efficiency of the system but also poses health risks as pollutants circulate through indoor environments.

Routine maintenance of HVAC systems involves several key tasks: changing or cleaning filters regularly to prevent buildup of dust and allergens; inspecting ducts for leaks or blockages that could impede airflow; checking for mold growth within components like coils or drip pans; and ensuring that all mechanical parts are functioning correctly. Each of these tasks helps to mitigate potential sources of indoor pollution.

Moreover, adherence to recommended maintenance schedules ensures compliance with local regulations and health guidelines concerning indoor air quality. Many jurisdictions have standards in place to safeguard public health by mandating regular inspections and servicing

of HVAC units. By complying with these regulations, building owners not only protect occupants' health but also avoid potential liabilities associated with non-compliance.

Furthermore, investing in high-efficiency filtration systems within HVAC units can significantly enhance their ability to trap fine particles such as smoke, bacteria, and viruses-substances that standard filters might miss. These advanced filters should be part of a comprehensive maintenance strategy to ensure optimal performance.

In conclusion, consistent HVAC maintenance is indispensable for maintaining indoor air quality through compliance with established standards. It ensures that the systems meant to provide comfort do not become conduits for contamination instead. Prioritizing regular inspections and updates prevents deterioration over time while promoting a healthier living environment for all occupants. As awareness grows regarding the importance of clean air indoors, so too should our commitment to maintaining the very systems that deliver it.



Exploring Private Sector Investment Opportunities

Maintaining indoor air quality (IAQ) is a fundamental aspect of ensuring the health, comfort, and productivity of building occupants. As we transition through different seasons, the challenges in maintaining optimal IAQ can vary significantly. Seasonal adjustments for HVAC (Heating, Ventilation, and Air Conditioning) systems play a crucial role in addressing these

challenges and ensuring compliance with IAQ standards.

As temperatures drop in winter, buildings are often sealed tightly to conserve heat. While this helps in reducing energy costs, it can also lead to poor air exchange rates and increased pollutant concentrations indoors. To combat this, HVAC systems should be adjusted to increase ventilation when possible. Incorporating heat recovery ventilation systems can be beneficial as they allow fresh air into the building while minimizing heat loss. Furthermore, regular maintenance of heating components ensures that combustion by-products do not infiltrate indoor spaces.

Spring brings its own set of challenges with pollen and other allergens entering buildings. Filters need to be checked and replaced more frequently during this time to prevent clogging that reduces airflow efficiency and allows allergens into occupied spaces. Upgrading to high-efficiency particulate air (HEPA) filters can further enhance the system's ability to capture smaller particles.

During summer months, humidity control becomes paramount as excessive moisture can lead to mold growth-a significant IAQ concern. Adjusting HVAC settings to maintain relative humidity between 30-50% helps inhibit mold proliferation while ensuring comfort for occupants. Air conditioning units must be properly serviced before the onset of warmer weather; clogged condensate drains or dirty coils can compromise both cooling capacity and dehumidification processes.

In autumn, falling temperatures mean less reliance on air conditioning but a return focus on heating efficiency. It's an ideal time for thorough inspection and maintenance of HVAC components such as ducts and vents which may have accumulated dust or debris over previous seasons-both potential sources of indoor pollutants if not addressed.

Overall compliance with IAQ standards involves more than just seasonal tweaks; it requires an ongoing commitment to system optimization and proactive maintenance practices throughout the year. Building managers should regularly assess their HVAC performance against established guidelines such as those provided by ASHRAE (American Society of Heating, Refrigerating and Air-Conditioning Engineers).

Furthermore, integrating smart technology solutions into HVAC operations offers real-time monitoring capabilities which help quickly identify any deviations from desired environmental

conditions or equipment malfunctions needing immediate attention-thus averting potential IAQ issues before they escalate.

Ultimately achieving optimal IAQ through strategic seasonal adjustments not only fosters healthier living environments but also enhances energy efficiency-yielding cost savings alongside improved occupant satisfaction levels across all seasons alike!

Crowdfunding as a Community-Based Funding Approach

Maintaining indoor air quality is a critical concern for both residential and commercial spaces. It becomes especially challenging with the changing seasons, each bringing its own set of hurdles that require careful consideration and compliance with air quality standards. As we move through the year, understanding these seasonal challenges and adhering to established guidelines can help ensure that indoor environments remain healthy and safe for everyone.

One of the primary challenges in maintaining indoor air quality throughout the year is the fluctuation in temperature and humidity levels. During winter months, heating systems are cranked up to combat the cold, which often leads to drier indoor air. This reduction in humidity can exacerbate respiratory issues, dry out skin, and increase static electricity. To mitigate these effects, it's important to use humidifiers to maintain an optimal level of moisture in the air. Compliance with recommended humidity levels not only helps alleviate these problems but also reduces the likelihood of mold growth.

Conversely, summer brings its own set of problems as higher temperatures lead many to rely heavily on air conditioning systems. While these systems provide much-needed relief from heat, they can also contribute to poor indoor air quality if not properly maintained. Filters need regular cleaning or replacement to prevent dust accumulation and circulation of allergens

throughout a building. Additionally, ensuring adequate ventilation is crucial during this time to allow fresh outdoor air to dilute any pollutants indoors.

Spring and autumn bring transitional weather patterns that pose unique challenges too. Springtime often sees an increase in pollen levels, which can infiltrate buildings through open windows or inadequate filtration systems. For individuals with allergies or asthma, this can lead to significant discomfort or health risks. Implementing effective filtration solutions and conducting regular maintenance checks on HVAC systems become essential tasks during this season.

Autumn presents its own issues as cooler temperatures prompt many homeowners and businesses to close windows and seal off drafts in preparation for winter. While this conserves energy by keeping warmth inside, it can also trap pollutants like volatile organic compounds (VOCs), carbon monoxide from heating appliances, or even radon gas within enclosed spaces. Regular monitoring of indoor air quality using detectors or sensors ensures compliance with safety standards and helps identify any potential threats early on.

In conclusion, maintaining good indoor air quality requires attention to detail throughout all seasons by recognizing specific environmental changes each one brings about while staying compliant with relevant regulations designed for protection against various pollutants present indoors at different times of year. By addressing common seasonal challenges head-on-such as managing humidity levels during winter months; maintaining clean filters when using cooling systems over summertime; protecting against allergens found abundantly outside come springtime; plus ensuring proper ventilation despite tightly sealed homes before colder weather sets in-we create healthier living environments benefiting everyone who occupies them daily without compromising comfort nor safety whatsoever!

Innovative Financing Models: Energy-as-a-Service (EaaS) Contracts

Maintaining optimal indoor air quality is an essential aspect of ensuring a healthy and comfortable living or working environment. One of the key components in achieving this goal is the regular inspection and upkeep of Heating, Ventilation, and Air Conditioning (HVAC) systems. These systems play a crucial role in regulating air temperature, humidity, and cleanliness, thereby directly affecting indoor air quality. By adhering to industry best practices for HVAC maintenance, individuals and businesses can ensure compliance with health standards while also enhancing system efficiency and longevity.

An effective HVAC maintenance routine begins with understanding the specific needs of your system. This necessitates a comprehensive inspection plan tailored to identify potential issues before they escalate into costly repairs or health hazards. A baseline practice includes scheduling bi-annual professional inspections-typically in spring and fall-to prepare the system for peak seasonal demands. During these inspections, certified technicians should assess critical components such as filters, coils, fans, compressors, and ductwork for any signs of wear or malfunction.

One of the simplest yet most impactful practices is regular filter replacement. Filters are designed to trap dust, pollen, and other airborne particles that could compromise air quality if recirculated indoors. Over time, however, filters become clogged with debris which restricts airflow and reduces system efficiency. As a guideline, filters should be checked monthly and replaced every three months or sooner if they appear dirty.

Another pivotal aspect is maintaining clean coils-both evaporator and condenser-as they are integral to heat exchange processes within HVAC systems. Dirty coils can lead to reduced cooling capacity and increased energy consumption as the system works harder to maintain desired temperatures. Periodic cleaning using appropriate tools or hiring professionals ensures that these components remain free from dirt buildup.

Ductwork integrity is equally important in safeguarding indoor air quality. Leaks or blockages in ducts can lead to uneven heating or cooling distribution while allowing contaminants to infiltrate living spaces. Sealing leaks with high-quality materials like mastic sealant or metal tape enhances HVAC efficiency by preventing conditioned air loss.

Moreover, it's essential not only to focus on mechanical elements but also consider environmental factors such as humidity levels. High humidity promotes mold growth which can severely degrade air quality; hence integrating dehumidifiers into your HVAC setup during

humid months helps maintain balanced moisture levels indoors.

Beyond these technical measures lies a broader commitment towards sustainability through energy-efficient upgrades where feasible-for instance installing programmable thermostats that optimize energy use based on occupancy patterns-or choosing ENERGY STAR-rated equipment known for superior performance metrics compared against conventional models.


In conclusion, regular inspection coupled with diligent upkeep forms the backbone of maintaining high indoor air quality via efficient HVAC operation-thereby achieving compliance with established health guidelines while fostering environments conducive for wellness both at home and workplaces alike. By investing time today into proactive care strategies aligned with best practices outlined above; stakeholders stand ready not only safeguard their immediate surroundings but also contribute positively toward broader ecological sustainability efforts long-term.

About Mobile home

This article is about the prefabricated structure. For the vehicle, see Recreational vehicle. For other uses, see Mobile home (disambiguation). "Static Caravan" redirects here. For the record label, see Static Caravan Recordings. "House on wheels" redirects here. For the South Korean variety show, see House on Wheels.

The examples and perspective in this article **deal primarily with the United States and do not represent a worldwide view of the subject**. You may improve this article, discuss the issue on the talk page, or create a new article, as appropriate. *(April 2017)* *(Learn how and when to remove this message)*

Image not found or type unknown




Mobile homes with detached single car garages

- v
- t
- e

Part of a series on

Living spaces



Main

- House: detached
- semi-detached
- terraced
- Apartment
- Bungalow
- Cottage
- Ecohouse
- Green home
- Housing project
- Human outpost
- I-house
- Ranch
- Tenement
- Condominium
- Mixed-use development
- Hotel
- Hostel
- Castle
- Public housing
- Squat
- Flophouse
- Shack
- Slum
- Shanty town
- Villa

Issues

- Affordability
- Affordability in the United States
- Executive housing
- Environmental:
 - design
 - planning
 - racism
- Environmental security
- Eviction
- Fair housing
- Healthiness
- Homelessness
- Housing crisis
- Housing discrimination
- Housing stress
- Overpopulation
- Housing inequality
- Home ownership
- Luxury apartments
- Ownership equity
- Permit
- Rent
- Subprime lending
- Subsidized housing
- Sustainable:
 - architecture
 - development
 - living
- Sustainable city
- Toxic hotspot
- Vagrancy

Society and politics

- Housing First
- Housing subsidy
- NIMBY
- Rapid Re-Housing
- Real estate appraisal
- Real estate bubble
- Real estate economics
- Real estate investing
- Redlining
- Rent regulation
- Right to housing
- Rent control
- Rent strike
- Tenants union
- YIMBY

Other

- Alternative lifestyle
- Assisted living
- Boomtown
- Cottage homes
- Eco-cities
- Ecovillage
- Foster care
- Green building
- Group home
- Halfway house
- Healthy community design
- Homeless shelter
- Hospital
- Local community
- Log house
- Natural building
- Nursing home
- Orphanage
- Prison
- Psychiatric hospital
- Residential care
- Residential treatment center
- Retirement community
- Retirement home
- Supportive housing
- Supported living



not found or type unknown

Housing portal

A **mobile home** (also known as a **house trailer**, **park home**, **trailer**, or **trailer home**) is a prefabricated structure, built in a factory on a permanently attached chassis before being transported to site (either by being towed or on a trailer). Used as permanent homes, or for holiday or temporary accommodation, they are often left permanently or semi-permanently in one place, but can be moved, and may be required to move from time to time for legal reasons.

Mobile homes share the same historic origins as travel trailers, but today the two are very different, with travel trailers being used primarily as temporary or vacation homes. Behind the cosmetic work fitted at installation to hide the base, mobile homes have strong trailer frames, axles, wheels, and tow-hitches.

History

[edit]


In the United States, this form of housing goes back to the early years of cars and motorized highway travel.^[1] It was derived from the travel trailer (often referred to during the early years as "house trailers" or "trailer coaches"), a small unit with wheels attached permanently, often used for camping or extended travel. The original rationale for this type of housing was its mobility. Units were initially marketed primarily to people whose lifestyle required mobility. However, in the 1950s, the homes began to be marketed primarily as an inexpensive form of housing designed to be set up and left in a location for long periods of time or even permanently installed with a masonry foundation. Previously, units had been eight feet or fewer in width, but in 1956, the 10-foot (3.0 m) wide home ("ten-wide") was introduced, along with the new term "mobile home".^[2]

The homes were given a rectangular shape, made from pre-painted aluminum panels, rather than the streamlined shape of travel trailers, which were usually painted after assembly. All of this helped increase the difference between these homes and home/travel trailers. The smaller, "eight-wide" units could be moved simply with a car, but the larger, wider units ("ten-wide", and, later, "twelve-wide") usually required the services of a professional trucking company, and, often, a special moving permit from a state highway department. During the late 1960s and early 1970s, the homes were made even longer and wider, making the mobility of the units more difficult. Nowadays, when a factory-built home is moved to a location, it is usually kept there permanently and the mobility of the units has considerably decreased. In some states, mobile homes have been taxed as personal property if the wheels remain attached, but as real estate if the wheels are removed. Removal of the tongue and axles may also be a requirement for real estate classification.

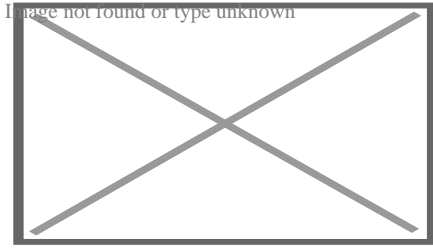
Manufactured home

[edit]

Main article: Manufactured housing



Example of a modern manufactured home in New Alexandria, Pennsylvania.
28 by 60 feet (8.5 m × 18.3 m)




Manufactured home foundation

Mobile homes built in the United States since June 1976, legally referred to as manufactured homes, are required to meet FHA certification requirements and come with attached metal certification tags. Mobile homes permanently installed on owned land are rarely mortgageable, whereas FHA code manufactured homes are mortgageable through VA, FHA, and Fannie Mae.

Many people who could not afford a traditional site-built home, or did not desire to commit to spending a large sum of money on housing, began to see factory-built homes as a viable alternative for long-term housing needs. The units were often marketed as an alternative to apartment rental. However, the tendency of the units of this era to depreciate rapidly in resale value^[citation needed] made using them as collateral for loans much riskier than traditional home loans. Terms were usually limited to less than the thirty-year term typical of the general home-loan market, and interest rates were considerably higher.^[citation needed] In that way, mobile home loans resembled motor vehicle loans more than traditional home mortgage loans.

Construction and sizes

[edit]



Exterior wall assemblies being set in place during manufacture

Mobile homes come in two major sizes, *single-wides* and *double-wides*. Single-wides are 18 feet (5.5 m) or less in width and 90 feet (27 m) or less in length and can be towed to their site as a single unit. Double-wides are 20 feet (6.1 m) or more wide and are 90 feet (27 m) in length or less and are towed to their site in two separate units, which are then

joined. *Triple-wides* and even homes with four, five, or more units are also built but less frequently.

While site-built homes are rarely moved, single-wide owners often "trade" or sell their home to a dealer in the form of the reduction of the purchase of a new home. These "used" homes are either re-sold to new owners or to park owners who use them as inexpensive rental units. Single-wides are more likely to be traded than double-wides because removing them from the site is easier. In fact, only about 5% of all double-wides will ever be moved.^[citation needed]


While an EF1 tornado might cause minor damage to a site-built home, it could do significant damage to a factory-built home, especially an older model or one that is not properly secured. Also, structural components (such as windows) are typically weaker than those in site-built homes.^[3] 70 miles per hour (110 km/h) winds can destroy a mobile home in a matter of minutes. Many brands offer optional hurricane straps, which can be used to tie the home to anchors embedded in the ground.

Regulations

[edit]

United States

[edit]



Home struck by tornado

In the United States, mobile homes are regulated by the US Department of Housing and Urban Development (HUD), via the Federal National Manufactured Housing Construction and Safety Standards Act of 1974. This national regulation has allowed many manufacturers to distribute nationwide because they are immune to the jurisdiction of local building authorities.^[4] ^[5] By contrast, producers of modular homes must abide by state and local building codes. There are, however, wind zones adopted by HUD that home builders must follow. For example, statewide, Florida is at least wind zone 2. South Florida is wind zone 3, the strongest

wind zone. After Hurricane Andrew in 1992, new standards were adopted for home construction. The codes for building within these wind zones were significantly amended, which has greatly increased their durability. During the 2004 hurricanes in Florida, these standards were put to the test, with great success. Yet, older models continue to face the exposed risk to high winds because of the attachments applied such as carports, porch and screen room additions. Such areas are exposed to "wind capture" which apply extreme force to the underside of the integrated roof panel systems, ripping the fasteners through the roof pan causing a series of events which destroys the main roof system and the home.

The popularity of the factory-built homes caused complications the legal system was not prepared to handle. Originally, factory-built homes tended to be taxed as vehicles rather than real estate, which resulted in very low property tax rates for their inhabitants. That caused local governments to reclassify them for taxation purposes.

However, even with that change, rapid depreciation often resulted in the home occupants paying far less in property taxes than had been anticipated and budgeted. The ability to move many factory-built homes rapidly into a relatively small area resulted in strains to the infrastructure and governmental services of the affected areas, such as inadequate water pressure and sewage disposal, and highway congestion. That led jurisdictions to begin placing limitations on the size and density of developments.

Early homes, even those that were well-maintained, tended to depreciate over time, much like motor vehicles. That is in contrast to site-built homes which include the land they are built on and tend to appreciate in value. The arrival of mobile homes in an area tended to be regarded with alarm, in part because of the devaluation of the housing potentially spreading to preexisting structures.

This combination of factors has caused most jurisdictions to place zoning regulations on the areas in which factory-built homes are placed, and limitations on the number and density of homes permitted on any given site. Other restrictions, such as minimum size requirements, limitations on exterior colors and finishes, and foundation mandates have also been enacted. There are many jurisdictions that will not allow the placement of any additional factory-built homes. Others have strongly limited or forbidden all single-wide models, which tend to depreciate more rapidly than modern double-wide models.

Apart from all the practical issues described above, there is also the constant discussion about legal fixture and chattels and so the legal status of a trailer is or could be affected by its incorporation to the land or not. This sometimes involves such factors as whether or not the wheels have been removed.

North Carolina

[edit]

The North Carolina Board of Transportation allowed 14-foot-wide homes on the state's roads, but until January 1997, 16-foot-wide homes were not allowed. 41 states allowed 16-foot-wide homes, but they were not sold in North Carolina. Under a trial program approved January 10, 1997, the wider homes could be delivered on specific roads at certain times of day and travel 10 mph below the speed limit, with escort vehicles in front and behind.^[6]^[7] Eventually, all homes had to leave the state on interstate highways.^[8]

In December 1997, a study showed that the wider homes could be delivered safely, but some opponents still wanted the program to end.^[9] On December 2, 1999, the NC Manufactured Housing Institute asked the state Board of Transportation to expand the program to allow deliveries of 16-foot-wide homes within North Carolina.^[8] A month later, the board extended the pilot program by three months but did not vote to allow shipments within the state.^[10] In June 2000, the board voted to allow 16-foot-side homes to be shipped to other states on more two-lane roads, and to allow shipments in the state east of US 220. A third escort was required, including a law enforcement officer on two-lane roads.^[11]

New York

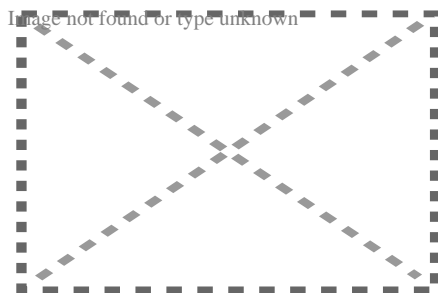
[edit]

In New York State, the Homes and Community Renewal agency tracks mobile home parks and provides regulations concerning them. For example, the agency requires park owners to provide residents with a \$15,000 grant if residents are forced to move when the land is transferred to a new owner. Residents are also granted the right of first refusal for a sale of the park, however, if the owner does not evict tenants for five years, the land sale can go ahead. State law also restricts the annual increase in land lot fee to a cap of 3 percent, unless the landowner demonstrates hardship in a local court, and can then raise the land lot fee by up to 6 percent in a year.^[12]

Mobile home parks

[edit]

Main article: Trailer park



Meadow Lanes Estates Mobile Home Park, Ames, Iowa, August 2010, during a flood

Mobile homes are often sited in land lease communities known as trailer parks (also 'trailer courts', 'mobile home parks', 'mobile home communities', 'manufactured home communities', 'factory-built home communities' etc.); these communities allow homeowners to rent space on which to place a home. In addition to providing space, the site often provides basic utilities such as water, sewer, electricity, or natural gas and other amenities such as mowing, garbage removal, community rooms, pools, and playgrounds.

There are over 38,000^[13] trailer parks in the United States ranging in size from 5 to over 1,000 home sites. Although most parks appeal to meeting basic housing needs, some communities specialize towards certain segments of the market. One subset of mobile home parks, retirement communities, restrict residents to those age 55 and older. Another subset of mobile home parks, seasonal communities, are located in popular vacation destinations or are used as a location for summer homes. In New York State, as of 2019, there were 1,811 parks with 83,929 homes.^[12]

Newer homes, particularly double-wides, tend to be built to much higher standards than their predecessors and meet the building codes applicable to most areas. That has led to a reduction in the rate of value depreciation of most used units.^[14]

Additionally, modern homes tend to be built from materials similar to those used in site-built homes rather than inferior, lighter-weight materials. They are also more likely to physically resemble site-built homes. Often, the primary differentiation in appearance is that factory-built homes tend to have less of a roof slope so that they can be readily transported underneath bridges and overpasses.^[citation needed]

The number of double-wide units sold exceeds the number of single-wides, which is due in part to the aforementioned zoning restrictions. Another reason for higher sales is the spaciousness of double-wide units, which are now comparable to site-built homes. Single-wide units are still popular primarily in rural areas, where there are fewer restrictions. They are frequently used as temporary housing in areas affected by natural disasters when restrictions are temporarily waived.^[citation needed]

Another recent trend has been parks in which the owner of the mobile home owns the lot on which their unit is parked. Some of these communities simply provide land in a homogeneous neighborhood, but others are operated more like condominiums with club homes complete with swimming pools and meeting rooms which are shared by all of the residents, who are required to pay membership fees and dues.


By country

[edit]

Mobile home (or mobile-homes) are used in many European campgrounds to refer to fixed caravans, purpose-built cabins, and even large tents, which are rented by the week or even year-round as cheap accommodation, similar to the US concept of a trailer park. Like many other US loanwords, the term is not used widely in Britain.^[*citation needed*]

United Kingdom


[edit]



A mobile home marketed as a holiday home

Mobile Homes or Static Caravans are popular across the United Kingdom. They are more commonly referred to as Park Homes or Leisure Lodges, depending on if they are marketed as a residential dwelling or as a second holiday home residence.

Residential Mobile homes (park homes) are built to the BS3632 standard. This standard is issued by the British Standards Institute. The institute is a UK body who produce a range of standards for businesses and products to ensure they are fit for purpose. The majority of residential parks in the UK have a minimum age limit for their residents, and are generally marketed as retirement or semi-retirement parks. Holiday Homes, static caravans or holiday lodges aren't required to be built to BS3632 standards, but many are built to the standard.



A static caravan park on the cliffs above Beer, Devon, England

In addition to mobile homes, static caravans are popular across the UK. Static caravans have wheels and a rudimentary chassis with no suspension or brakes and are therefore transported on the back of large flatbed lorries, the axle and wheels being used for movement to the final location when the static caravan is moved by tractor or 4×4. A

static caravan normally stays on a single plot for many years and has many of the modern conveniences normally found in a home.

Mobile homes are designed and constructed to be transportable by road in one or two sections. Mobile homes are no larger than 20 m × 6.8 m (65 ft 7 in × 22 ft 4 in) with an internal maximum height of 3.05 m (10 ft 0 in). Legally, mobile homes can still be defined as "caravans".

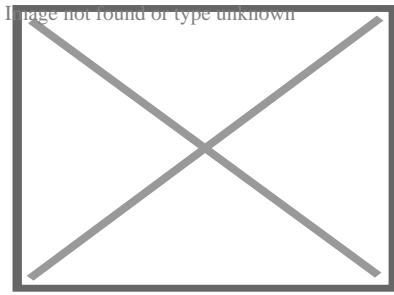
Static holiday caravans generally have sleeping accommodation for 6 to 10 people in 2, 3 or 4 bedrooms and on convertible seating in the lounge referred to as a 'pull out bed'. They tend towards a fairly "open-plan" layout, and while some units are double glazed and centrally heated for year-round use, cheaper models without double glazing or central heating are available for mainly summer use. Static caravan holiday homes are intended for leisure use and are available in 10 and 12 ft (3.0 and 3.7 m) widths, a small number in 13 and 14 ft (4.0 and 4.3 m) widths, and a few 16 ft (4.9 m) wide, consisting of two 8 ft (2.4 m) wide units joined. Generally, holiday homes are clad in painted steel panels, but can be clad in PVC, timber or composite materials. Static caravans are sited on caravan parks where the park operator of the site leases a plot to the caravan owner. There are many holiday parks in the UK in which one's own static caravan can be owned. There are a few of these parks in areas that are prone to flooding and anyone considering buying a sited static caravan needs to take particular care in checking that their site is not liable to flooding.

Static caravans can be rented on an ad-hoc basis or purchased. Purchase prices range from £25,000 to £100,000. Once purchased, static caravans have various ongoing costs including insurance, site fees, local authority rates, utility charges, winterisation and depreciation. Depending on the type of caravan and the park these costs can range from £1,000 to £40,000 per year.^[15] Some park owners used to have unfair conditions in their lease contracts but the Office of Fair Trading has produced a guidance document available for download called Unfair Terms in Holiday Caravan Agreements which aims to stop unfair practices.

Israel

[edit]

Main article: Caravan (Israel)



Posting of *caravan* in Mitzpe Hila, Israel, 1982

Many Israeli settlements and outposts are originally composed of caravans (Hebrew: *caravan*; pl.

caravanim). They are constructed of light metal, are not insulated but can be outfitted with heating and air-conditioning units, water lines, recessed lighting, and floor tiling to function in a full-service capacity. Starting in 2005, prefabricated homes, named

caravillas (Hebrew:

), a portmanteau of the words caravan, and villa, begin to replace mobile homes in many Israeli settlements.

Difference from modular homes

[edit]

Main article: Modular home

Because of similarities in the manufacturing process, some companies build both types in their factories. Modular homes are transported on flatbed trucks rather than being towed, and lack axles and an automotive-type frame. However, some modular homes are towed behind a semi-truck or toter on a frame similar to that of a trailer. The home is usually in two pieces and is hauled by two separate trucks. Each frame has five or more axles, depending on the size of the home. Once the home has reached its location, the axles and the tongue of the frame are then removed, and the home is set on a concrete foundation by a large crane.

Both styles are commonly referred to as factory-built housing, but that term's technical use is restricted to a class of homes regulated by the Federal National Mfd. Housing Construction and Safety Standards Act of 1974.

Most zoning restrictions on the homes have been found to be inapplicable or only applicable to modular homes. That occurs often after considerable litigation on the topic by affected jurisdictions and by plaintiffs failing to ascertain the difference. Most modern modulars, once fully assembled, are indistinguishable from site-built homes. Their roofs are usually transported as separate units. Newer modulars also come with roofs that can

be raised during the setting process with cranes. There are also modulars with 2 to 4 storeys.

Gallery

[edit]

Construction starts with the frame.

○

Image not found or type unknown

Construction starts with the frame.

Interior wall assemblies are attached.

○

Image not found or type unknown

Interior wall assemblies are attached.

Roof assembly is set atop home.

○

Image not found or type unknown

Roof assembly is set atop home.

Drywall is completed.

○

Image not found or type unknown

Drywall is completed.

Home is ready for delivery to site.

○

Image not found or type unknown

Home is ready for delivery to site.

- A modern "triple wide" home, designed to look like an adobe home

Image not found or type unknown

A modern "triple wide" home, designed to look like an adobe home
A mobile home is being moved, California.

○

Image not found or type unknown

A mobile home is being moved, California.


- A mobile home being prepared for transport

Image not found or type unknown

A mobile home being prepared for transport

See also

[edit]

-  not found or type unknown Housing portal
- All Parks Alliance for Change
- Campervan
- Construction trailer
- Houseboat
- Manufactured housing
- Modular home
- Motorhome
- Nomadic wagons
- Recreational vehicle
- Reefer container housing units
- Small house movement
- Trailer (vehicle)
- Trailer Park Boys
- Trailer trash
- Vardo
- Prefabricated home

References

[edit]

1. ^ "Part 17, Mobile Home Parks". *ny.gov*.
2. ^ "Mobile Manufactured Homes". *ct.gov*. Retrieved 28 March 2018.
3. ^ "Caravan Repairs? Great Caravan Repair Deals!". *canterburycaravans.com.au*.
4. ^ "Titles for Mobile Homes". *AAA Digest of Motor Laws*.
5. ^ Andrews, Jeff (January 29, 2018). "HUD to explore deregulating manufactured housing". *Curbed*. Archived from the original on 2018-01-29. Retrieved 2019-04-19.
6. ^ Hackett, Thomas (January 11, 1997). "Extra-wide homes to take to the road". *News & Observer*. p. A3.
7. ^ Mitchell, Kirsten B. (January 10, 1997). "Wider trailer transport OK'd". *Star-News*. p. 1A.
8. ^ **a b** Whitacre, Dianne (December 2, 1999). "Mobile-Home Makers Look to Squeeze on N.C. Roads". *The Charlotte Observer*. p. 1C.
9. ^ "Study: Keep Curbs on Transporting Wide Mobile Homes". *The Charlotte Observer*. December 1, 1997. p. 4C.
10. ^ Bonner, Lynn (January 7, 2000). "Program for wide mobile homes extended". *News & Observer*. p. A3.
11. ^ "Wide mobile homes given final approval". *News & Observer*. June 3, 2000. p. A3.
12. ^ **a b** Liberatore, Wendy (January 23, 2022). "Saratoga County's mobile home parks - a sign of an affordable housing crisis". *www.timesunion.com*. Retrieved January 23, 2022.
13. ^ "Database of Mobile Home Parks in the United States". Retrieved 2009-02-17.
14. ^ "Homes". *Answers.com*. Retrieved 2006-09-12.
15. ^ "Cost of a static caravan or lodge". *StaticCaravanExpert*. 28 December 2020. Retrieved 2021-03-07.

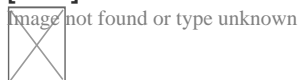
Further reading

[edit]

- Benson, J. E. (1990). Good neighbors: Ethnic relations in Garden City trailer courts. *Urban Anthropology*, 19, 361–386.
- Burch-Brown, C. (1996). *Trailers*. Charlottesville: University Press of Virginia. Text by David Rigsbee.
- Geisler, C. C., & Mitsuda, H. (1987). Mobile-home growth, regulation, and discrimination in upstate New York. *Rural Sociology*, 52, 532–543.
- Hart, J. F., Rhodes, M. J., & Morgan, J. T. (2002). *The unknown world of the mobile home*. Baltimore: Johns Hopkins University Press.
- MacTavish, K. A., & Salamon, S. (2001). Mobile home park on the prairie: A new rural community form. *Rural Sociology*, 66, 487–506.
- Moore, B. (2006). Trailer trash: The world of trailers and mobile homes in the Southwest. Laughlin: *Route 66 Magazine*.
- Thornburg, D. A. (1991). *Galloping bungalows: The rise and demise of the American house trailer*. Hamden: Archon Books.
- Wallis, A. D. (1991). *Wheel estate: The rise and decline of mobile homes*. New York: Oxford University Press.

External links

[edit]



Wikimedia Commons has media related to ***Mobile homes***.

- Regulating body in the UK
- US Federal Manufactured Home Construction and Safety Standards

About Royal Supply Inc

Photo

Image not found or type unknown

Photo

Image not found or type unknown

Photo

Image not found or type unknown

Photo

Image not found or type unknown

Things To Do in Johnson County

Photo

Image not found or type unknown

Heritage Park

4.6 (763)

Photo

Image not found or type unknown

South Lake Park

4.6 (1019)

Photo

Ensor Park & Museum

4.9 (19)

Photo

Image not found or type unknown

TimberRidge Adventure Center

4.6 (101)

Photo

Image not found or type unknown

Firefly Forest

3.9 (29)

Photo

Museum at Prairiefire

4.3 (1149)

Driving Directions in Johnson County

Driving Directions From ECS Inc. International to Royal Supply Inc

Driving Directions From Olathe to Royal Supply Inc

Driving Directions From Overland Park to Royal Supply Inc

Driving Directions From Quest Diagnostics to Royal Supply Inc

Driving Directions From La Quinta Inn by Wyndham Kansas City Lenexa to Royal Supply Inc

Driving Directions From Ambitious Pixels to Royal Supply Inc

https://www.google.com/maps/dir/GBA/Royal+Supply+Inc/@38.9506318,-94.7779768,14z/data=!3m1!4b1!4m14!4m13!1m5!1m1!1sChIJ1WBnI12UwlcRZI3cEX194.7779768!2d38.9506318!1m5!1m1!1sChIJ_XoYwMj7wlcRCNrQGPAF00Y!2m2!1d-94.7597267!2d38.9453734!3e0

https://www.google.com/maps/dir/La+Quinta+Inn+by+Wyndham+Kansas+City+Lenexa/@38.92894.7299116,14z/data=!3m1!4b1!4m14!4m13!1m5!1m1!1sChIJBydF-bSUwlcRBc-jwxUBYos!2m2!1d-94.7299116!2d38.9575352!1m5!1m1!1sChIJ_XoYwMj7wlcRCNrQGPAF00Y!2m2!1d-94.7597267!2d38.9453734!3e3

https://www.google.com/maps/dir/Tapco+Products+Co/Royal+Supply+Inc/@38.92894.7674183,14z/data=!3m1!4b1!4m14!4m13!1m5!1m1!1sChIJxaWh6QCVwlcR_zHLD

94.7674183!2d38.9284245!1m5!1m1!1sChIJ_XoYwMj7wlcRCNrQGPAF00Y!2m2!1d-94.7597267!2d38.9453734!3e0

Driving Directions From Heritage Park to Royal Supply Inc

Driving Directions From 9/11 Memorial to Royal Supply Inc

Driving Directions From Heritage Park to Royal Supply Inc

Driving Directions From 9/11 Memorial to Royal Supply Inc

Driving Directions From 9/11 Memorial to Royal Supply Inc

Driving Directions From South Lake Park to Royal Supply Inc

https://www.google.com/maps/dir/9%2F11+Memorial/Royal+Supply+Inc/@38.9027094,94.683091,14z/data=!3m1!4b1!4m14!4m13!1m5!1m1!1sunknown!2m2!1d-94.683091!2d38.9027084!1m5!1m1!1sChIJ_XoYwMj7wlcRCNrQGPAF00Y!2m2!1d-94.7597267!2d38.9453734!3e0

https://www.google.com/maps/dir/Overland+Park+Arboretum+%26+Botanical+Gardens/@38.9027094,94.6910209,14z/data=!3m1!4b1!4m14!4m13!1m5!1m1!1sunknown!2m2!1d-94.6910209!2d38.7978207!1m5!1m1!1sChIJ_XoYwMj7wlcRCNrQGPAF00Y!2m2!1d-94.7597267!2d38.9453734!3e0

https://www.google.com/maps/dir/Overland+Park+Arboretum+%26+Botanical+Gardens/@38.9027094,94.6910209,14z/data=!3m1!4b1!4m14!4m13!1m5!1m1!1sunknown!2m2!1d-94.6910209!2d38.7978207!1m5!1m1!1sChIJ_XoYwMj7wlcRCNrQGPAF00Y!2m2!1d-94.7597267!2d38.9453734!3e0

Reviews for Royal Supply Inc

Royal Supply Inc

Image not found or type unknown

Ashley Foster

(5)

In a rush we had to replace our tub/surround in our home. We ordered online with another supplier and had a HORRIBLE experience. A friend recommended Royal Supply and they had exactly what we needed. We paid, loaded our trailer and were gone in less than 15 minutes. They are friendly and very helpful. Would definitely recommend to family and friends.

Royal Supply Inc

Image not found or type unknown

william mann

(5)

Needed an exterior door in a hurry after storm damaged mine. All the big box stores were days or weeks out on a 34x76 door. Google lead me here, I went in, asked if he had one that size, took me in their warehouse and showed me several options. Found a door I liked, and they had all the additional hardware to install I needed. One stop shop, friendly and helpful. Priced right too.

Royal Supply Inc

Image not found or type unknown

J.

(1)

Terrible AC install. Skimped on 90°c fittings for the electric conduit under my house, they used black electrical tape instead, I look under my house to find bare wires that are not in a conduit which is an electrical safety no no and could lead to my house burning down. Left a massive gaping hole in my insulation leaving me to deal with itchy fiberglass myself which I only discovered after a summer of high electricity bills due to terrible insulation.

Royal Supply Inc

Image not found or type unknown

Donald Waggoner

(4)

I received a furnace installment from this place and was extremely happy with the furnace installation, but during the installation, they did something to completely make my hot water heater not work. They installed it on Friday at noon, and by the time I realized I had no hot water, it's after they closed, which left me with no hot water. Update: I had to call someone else out to help get my hot water heater fixed and operating correctly. While I am extremely grateful to the company for installing a great furnace, my final review will stay at 4 stars for the fact that the team did not address the hot water heater back to working

order. I may use them for further things in the future, but I must leave this review to help others not have the same issues as me.

Royal Supply Inc

Image not found or type unknown

Caleb Royce

(5)

incredibly helpful staff. very educated on products and installation.

Maintaining Indoor Air Quality Through Compliance [View GBP](#)

Frequently Asked Questions

What role does monitoring play in maintaining indoor air quality compliance with seasonal changes?**

Monitoring involves using sensors to track levels of common pollutants such as carbon dioxide, humidity, particulate matter, and volatile organic compounds. By continuously assessing these factors, building managers can adjust HVAC settings accordingly to maintain compliance with indoor air quality standards regardless of seasonal variations.

Royal Supply Inc

Phone : +18164837979

City : Lenexa

State : KS

Zip : 66215

Address : Unknown Address

Google Business Profile

Company Website : <https://royal-durhamsupply.com/locations/lenexa-kansas/>

[Sitemap](#)

[Privacy Policy](#)

[About Us](#)