



- **Approaches to Funding Major System Upgrades**
Approaches to Funding Major System Upgrades Understanding Flat Rate Pricing vs Hourly Billing Considering Payment Plans for Costly Equipment Exploring Credit Options for Mobile Home Repairs Evaluating Interest Rates on HVAC Financing Deciding Between Cash Payment and Loan Assistance Using Budget Planning to Manage HVAC Expenses Applying for Low Interest Home Improvement Loans Strategies for Saving on Seasonal Tune Up Costs Discussing Payment Flexibility with HVAC Providers Tracking Monthly Expenses to Avoid Overextension Selecting the Right Financing Partner for Big Projects
- **Reviewing EPA Compliance Requirements for HVAC Work**
Reviewing EPA Compliance Requirements for HVAC Work Understanding Local Permit Processes for Mobile Home Projects Following Guidelines for Proper Refrigerant Handling Recognizing OSHA Mandates on Workplace Safety Steps for Meeting State Licensing Obligations Checking Zoning Rules for External AC Installations Ensuring Adequate Ventilation to Meet Code Standards Maintaining Indoor Air Quality Through Compliance Importance of Safety Gear for HVAC Technicians Documenting Work to Verify Code Adherence Identifying Common Violations During Inspections Coordinating with Local Authorities for Larger Renovations
- **About Us**



Seasonal HVAC systems play a crucial role in maintaining indoor comfort by adapting to the changing weather conditions throughout the year. As technology advances, these systems have become more efficient and environmentally friendly, influencing various compliance requirements, particularly those set by the Environmental Protection Agency (EPA). Space constraints in mobile homes require innovative HVAC installation techniques **Mobile Home Air Conditioning Installation Services** water purification. Understanding the overview of seasonal HVAC systems and their impact on compliance is essential for professionals in the field to ensure they meet all regulatory standards while providing optimal service.

HVAC systems, or Heating, Ventilation, and Air Conditioning systems, are designed to regulate temperature and air quality within buildings. These systems must be versatile enough to handle different climatic conditions across seasons-providing heat during cold months and cooling during warmer periods. The ability of an HVAC system to switch between heating and cooling modes efficiently is pivotal for reducing energy consumption and minimizing environmental impact.

One of the key aspects of seasonal HVAC systems is their efficiency rating, typically measured by metrics such as Seasonal Energy Efficiency Ratio (SEER) for air conditioners and Annual Fuel Utilization Efficiency (AFUE) for furnaces. High-efficiency units not only contribute to lower energy bills but also reduce greenhouse gas emissions-a significant factor given today's focus on climate change mitigation.

The EPA sets forth various compliance requirements that pertain directly to HVAC work. These regulations aim to protect the environment from pollutants that can stem from inefficient or improperly maintained HVAC systems. One major area of concern is refrigerant management. Refrigerants used in HVAC systems can be potent greenhouse gases if released into the atmosphere. The EPA's Clean Air Act mandates proper handling, recycling, or disposal of these substances to prevent leaks that could harm both people and the planet.

Moreover, the transition from older refrigerants like R-22 (Freon), which have high ozone-depleting potential, to newer alternatives with lower environmental impacts underscores another aspect where compliance intersects with technological advancement in seasonal HVAC systems. Technicians must stay informed about these changes and ensure that installations or maintenance activities conform with current EPA guidelines.

In addition to refrigerant management, energy efficiency standards are another critical component of EPA compliance. By adhering to these standards when designing or installing

seasonal HVAC systems, professionals help reduce overall energy consumption—a goal aligned with national efforts toward sustainability.

To achieve full compliance with EPA regulations while maximizing system performance throughout different seasons, it is imperative for HVAC professionals to engage in ongoing education about new technologies and regulatory updates. This involves staying abreast of innovations such as smart thermostats or variable speed compressors that enhance system adaptability across varying climates.

In summary, seasonal HVAC systems are integral not only for ensuring comfort across diverse weather patterns but also for meeting stringent environmental regulations enforced by agencies like the EPA. Through adherence to these requirements—ranging from efficient energy use practices to responsible refrigerant management—HVAC professionals can significantly contribute towards a more sustainable future while maintaining compliance within their operations.

Traditional Funding Methods: Loans and Credit Options —

- Evaluating the Costs and Benefits of Major System Upgrades
- Traditional Funding Methods: Loans and Credit Options
- Government Grants and Incentive Programs for Energy Efficiency
- Exploring Private Sector Investment Opportunities
- Crowdfunding as a Community-Based Funding Approach
- Innovative Financing Models: Energy-as-a-Service (EaaS) Contracts

The Environmental Protection Agency (EPA) plays a crucial role in regulating the heating, ventilation, and air conditioning (HVAC) industry to ensure environmental safety and public health. For professionals working in this sector, understanding key EPA regulations is not only essential for compliance but also for fostering sustainable practices that benefit both businesses and the communities they serve.

One of the most prominent EPA regulations relevant to seasonal HVAC work involves refrigerant management. The Clean Air Act mandates the responsible handling of ozone-

depleting substances (ODS), primarily focusing on chlorofluorocarbons (CFCs) and hydrochlorofluorocarbons (HCFCs). Given their potential to harm the ozone layer, technicians must be certified under Section 608 of the Clean Air Act to purchase or handle these refrigerants. This certification ensures that HVAC professionals are equipped with the necessary knowledge to minimize emissions during installation, maintenance, repair, or disposal of equipment containing such substances.

Seasonal changes often lead to varying demands on HVAC systems, prompting more frequent servicing. During these times, it is particularly important for technicians to adhere strictly to leak repair requirements outlined by the EPA. Systems containing 50 or more pounds of regulated refrigerants are subject to mandatory leak inspections if they exceed specific annual leak rates-30% for industrial process refrigeration; 20% for commercial refrigeration; and 10% for comfort cooling appliances. Identifying and repairing leaks promptly reduces environmental impact and enhances system efficiency.

Another significant aspect of EPA regulation involves recordkeeping requirements. Technicians must maintain detailed records of all service activities involving regulated refrigerants. These records include information about refrigerant recovery efforts, quantities added or removed from systems, dates of service performed, and technician credentials. Proper documentation ensures accountability and assists in verifying compliance with federal laws.

Moreover, as technology advances towards more eco-friendly solutions, transitioning away from high global warming potential (GWP) refrigerants has become a focal point within the industry. The EPA's Significant New Alternatives Policy (SNAP) program evaluates substitutes that reduce overall risks compared to existing options. Consequently, HVAC professionals should stay informed about emerging trends in low-GWP technologies which may offer viable alternatives without compromising system performance.

In conclusion, reviewing EPA compliance requirements is an indispensable part of seasonal HVAC work that requires continuous attention from industry practitioners. By adhering rigorously to established guidelines on refrigerant management-including usage restrictions under Section 608 certifications-and maintaining comprehensive service records while embracing cleaner technologies through initiatives like SNAP programs-technicians can ensure they meet regulatory standards while contributing positively toward broader environmental goals. As stewards entrusted with safeguarding our atmosphere's integrity against harmful emissions associated with climate control operations across different seasons throughout each year-their commitment underscores not just legal obligations but also ethical responsibilities inherent within this vital field today!

Posted by on

Posted by on

Government Grants and Incentive Programs for Energy Efficiency

The importance of refrigerant management and safe disposal practices is a critical consideration in the HVAC industry, particularly when reviewing compliance requirements set forth by the Environmental Protection Agency (EPA). As environmental concerns become increasingly prominent, the role of HVAC professionals in mitigating harmful emissions cannot be overstated. Refrigerants, often used in air conditioning systems and refrigerators, have historically contributed to environmental issues such as ozone depletion and global warming. Therefore, proper management and disposal of these substances are not only regulatory requirements but also ethical imperatives for those involved in HVAC work.

Refrigerants can have a significant impact on both the environment and public health. Chlorofluorocarbons (CFCs) and hydrochlorofluorocarbons (HCFCs), for example, have been identified as major contributors to ozone layer depletion. Meanwhile, hydrofluorocarbons (HFCs), although less damaging to the ozone layer, are potent greenhouse gases with a high

global warming potential. Thus, understanding EPA compliance requirements becomes essential for HVAC professionals aiming to minimize their ecological footprint while ensuring they adhere to legal standards.

The EPA's regulations under the Clean Air Act aim to reduce emissions from refrigeration equipment through stringent guidelines on refrigerant handling. One key aspect of these regulations is the requirement for proper training and certification of technicians who handle refrigerants. This ensures that only qualified individuals are responsible for maintaining, servicing, repairing, or disposing of equipment that contains these substances. Through certification programs such as Section 608 Technician Certification, professionals gain knowledge about safe practices that prevent accidental releases into the atmosphere.

Furthermore, safe disposal practices form an integral part of EPA compliance requirements. When it comes time to retire old HVAC systems or components containing refrigerants, it is crucial that these materials are disposed of responsibly. The EPA mandates recovery and recycling procedures designed to capture refrigerants before they can escape into the environment. By adhering to these protocols, HVAC professionals contribute significantly to reducing harmful emissions that exacerbate climate change and harm human health.

In addition to regulatory compliance, embracing effective refrigerant management and disposal strategies reflects positively on a company's reputation within the community it serves. Customers today are more environmentally conscious than ever before; thus businesses that demonstrate commitment towards sustainable practices stand out favorably in competitive markets.

In conclusion, understanding the importance of refrigerant management coupled with safe disposal practices is vital not just from an EPA compliance perspective but also as part of broader efforts toward sustainability within society at large. For HVAC workers tasked with implementing these measures daily-whether through technician training programs or adhering strictly during system disposals-their actions play a pivotal role in preserving our planet's delicate ecological balance while safeguarding public health interests simultaneously.



Exploring Private Sector Investment Opportunities

The field of Heating, Ventilation, and Air Conditioning (HVAC) is a critical component of modern infrastructure, providing comfort and air quality in residential, commercial, and industrial settings. As such, HVAC technicians play a vital role in maintaining these systems' efficiency and safety. To ensure that HVAC work complies with environmental standards set

by the Environmental Protection Agency (EPA), technicians must meet specific certification and training requirements.

At the heart of these requirements is the EPA Section 608 Certification. This certification is mandatory for anyone who handles refrigerants during their HVAC duties. The EPA mandates this to prevent the release of refrigerants into the atmosphere, which can contribute to ozone depletion and global warming. There are four types of Section 608 Certification: Type I for servicing small appliances, Type II for high-pressure appliances, Type III for low-pressure appliances, and Universal Certification for all types of equipment. Technicians must pass an examination that tests their knowledge on topics such as refrigerant recovery techniques, safety measures, and regulatory compliance.

Beyond federal requirements, many states impose additional certifications or licenses tailored to local environmental concerns or building codes. These might include specialized training programs focusing on energy efficiency or advanced diagnostic skills essential for handling cutting-edge HVAC technology. State-specific certifications often require ongoing education to keep up with technological advancements and evolving regulations.

Training plays an equally crucial role in preparing technicians not only to obtain necessary certifications but also to excel in their roles. Accredited HVAC programs offer comprehensive curriculums that cover system design principles, installation techniques, maintenance procedures, and troubleshooting strategies. These programs typically blend classroom instruction with hands-on experience in real-world settings under the supervision of seasoned professionals.

Moreover, ongoing professional development is encouraged within the industry through workshops, seminars, and online courses designed to deepen technical expertise and enhance knowledge about new technologies like smart thermostats or environmentally friendly refrigerants.

Compliance with EPA standards extends beyond individual technician responsibilities; it includes company-wide adherence policies as well. Employers are expected to maintain records demonstrating compliance with EPA regulations regarding refrigerant usage and disposal practices. Companies often institute internal training sessions to reinforce best practices among their teams.

In conclusion, satisfying technician certification and training requirements entails more than passing exams; it involves a commitment to continuous learning aimed at safeguarding both public health and environmental integrity. By meeting these standards set forth by agencies like the EPA along with state-specific bodies-and by engaging in lifelong learning-HVAC professionals ensure not only their own career longevity but also contribute positively towards sustainable development goals within the industry at large.

Crowdfunding as a Community-Based Funding Approach

Maintaining compliance with the Environmental Protection Agency (EPA) regulations is a crucial responsibility for HVAC professionals. The HVAC industry, which encompasses heating, ventilation, and air conditioning systems, plays a significant role in energy consumption and environmental impact. Therefore, ensuring that these systems comply with EPA standards not only helps protect the environment but also ensures that businesses remain legally compliant throughout the year. Here are some best practices for maintaining compliance while reviewing EPA requirements for HVAC work.

First and foremost, staying informed about current EPA regulations is essential. The regulatory landscape can change frequently as new technologies emerge and environmental priorities shift. HVAC professionals should regularly check the EPA's website and subscribe to industry newsletters to receive updates on any changes in compliance requirements. By staying informed, companies can proactively adjust their operations to meet new standards before they become mandatory.

Another critical practice is implementing comprehensive training programs for all HVAC technicians and staff members. Proper training ensures that everyone involved in the installation, maintenance, or repair of HVAC systems understands both the technical aspects of their work and the regulatory requirements associated with it. Training should cover topics such as proper refrigerant handling techniques, energy efficiency standards, and emissions

reduction strategies.

Regular audits and inspections are also indispensable tools for maintaining compliance. Conducting routine checks on equipment and procedures allows companies to identify potential issues early on before they lead to violations or penalties. These audits should be thorough and include checking refrigerant levels, verifying proper system operation, and inspecting equipment for leaks or inefficiencies.

Documentation plays a vital role in demonstrating compliance with EPA regulations. Keeping detailed records of all maintenance activities, repairs, refrigerant usage, and technician training sessions provides valuable evidence that a company follows required protocols diligently. This documentation can be especially important during audits or investigations by regulatory authorities.

Partnering with knowledgeable consultants or third-party experts can provide additional support in understanding complex regulations and implementing effective compliance strategies. These professionals bring specialized knowledge that can help navigate intricate regulatory frameworks more efficiently.

Finally, fostering a culture of environmental responsibility within an organization reinforces commitment to compliance beyond mere legal obligations. Encouraging employees at all levels to engage in sustainable practices-such as recycling materials responsibly or optimizing energy use-can contribute significantly toward reducing overall environmental impact while adhering strictly to applicable rules.

In conclusion: Maintaining consistent adherence to EPA guidelines demands vigilance across multiple fronts-from staying updated on evolving legislation through continuous education efforts among staff members right down documenting every step taken towards environmentally conscious operations within your business model itself! By following these best practices diligently you'll not only avoid costly fines but also contribute meaningfully towards preserving natural resources we rely upon daily thus ensuring healthier planet future generations too!



Innovative Financing Models: Energy-as-a-Service (EaaS) Contracts

In the realm of HVAC projects, especially those that are seasonal in nature, compliance with Environmental Protection Agency (EPA) regulations presents a range of formidable challenges. Understanding and addressing these hurdles is crucial for contractors and project managers aiming to maintain operational integrity and avoid legal pitfalls. This essay delves into the common compliance challenges encountered in seasonal HVAC projects and offers insights into effectively reviewing EPA requirements for such work.

Seasonal HVAC projects, by their very nature, often involve heightened activity during specific times of the year. This seasonality can lead to a compressed timeline for project completion, which may inadvertently pressure teams to sidestep or overlook critical EPA compliance mandates. One primary challenge arises from the management of refrigerants. The EPA has stringent rules regarding the handling, recovery, and recycling of refrigerants due to their potential environmental impact. Contractors must ensure that all technicians are certified under Section 608 of the Clean Air Act, which governs refrigerant use and mandates proper record-keeping practices.

Moreover, seasonal projects frequently involve retrofitting or upgrading existing systems to improve energy efficiency or adapt to changing environmental standards. Such activities often trigger additional compliance requirements under the National Emission Standards for Hazardous Air Pollutants (NESHAP). Specifically, dealing with older systems may require asbestos abatement processes compliant with EPA guidelines to prevent any harmful exposure during installation or demolition phases.

Another significant challenge is navigating state-level regulations that may augment federal EPA standards. These localized requirements can vary widely but must be adhered to meticulously alongside national guidelines. Contractors working across different states must be vigilant in understanding these nuances to ensure full compliance throughout all phases of their projects.

To address these challenges effectively, it is imperative for project managers and contractors to integrate thorough reviews of EPA compliance requirements into their planning processes well ahead of time. Pre-project assessments should include detailed evaluations of potential environmental impacts and a comprehensive understanding of applicable federal and state regulations.

Training plays a pivotal role as well; ensuring that all team members are not only aware of but also proficient in implementing necessary compliance measures is essential. Regular training sessions on updates in regulatory standards can empower teams with the knowledge needed to avoid inadvertent violations.

Finally, maintaining open lines of communication with regulatory bodies can provide clarity on ambiguous areas within compliance frameworks. By fostering relationships with local EPA offices or related agencies, contractors can gain valuable insights and guidance tailored specifically for their unique project needs.

In conclusion, while seasonal HVAC projects inherently come with an array of compliance challenges primarily centered around EPA regulations, proactive planning and education can significantly mitigate these risks. By prioritizing thorough reviews of regulatory requirements and fostering an informed workforce well-versed in compliance protocols, contractors can successfully navigate this complex landscape while promoting sustainability and regulatory adherence within their operations.


About Mobile home

This article is about the prefabricated structure. For the vehicle, see Recreational vehicle. For other uses, see Mobile home (disambiguation).

"Static Caravan" redirects here. For the record label, see Static Caravan Recordings.

"House on wheels" redirects here. For the South Korean variety show, see House on Wheels.

The examples and perspective in this article **deal primarily with the United States** and **do not represent a worldwide view of the subject**. You may improve this article, discuss the issue on the talk page, or create a new article, as appropriate. (April 2017) (*Learn how and when to remove this message*)



Mobile homes with detached single car garages

- v
- t
- e

Part of a series on

Living spaces

Image not found or type unknown



Main

- House: detached
- semi-detached
- terraced
- Apartment
- Bungalow
- Cottage
- Ecohouse
- Green home
- Housing project
- Human outpost
- I-house
- Ranch
- Tenement
- Condominium
- Mixed-use development
- Hotel
- Hostel
- Castle
- Public housing
- Squat
- Flophouse
- Shack
- Slum
- Shanty town
- Villa

Issues

- Affordability
- Affordability in the United States
- Executive housing
- Environmental:
 - design
 - planning
 - racism
- Environmental security
- Eviction
- Fair housing
- Healthiness
- Homelessness
- Housing crisis
- Housing discrimination
- Housing stress
- Overpopulation
- Housing inequality
- Home ownership
- Luxury apartments
- Ownership equity
- Permit
- Rent
- Subprime lending
- Subsidized housing
- Sustainable:
 - architecture
 - development
 - living
- Sustainable city
- Toxic hotspot
- Vagrancy

Society and politics

- Housing First
- Housing subsidy
- NIMBY
- Rapid Re-Housing
- Real estate appraisal
- Real estate bubble
- Real estate economics
- Real estate investing
- Redlining
- Rent regulation
- Right to housing
- Rent control
- Rent strike
- Tenants union
- YIMBY

Other

- Alternative lifestyle
- Assisted living
- Boomtown
- Cottage homes
- Eco-cities
- Ecovillage
- Foster care
- Green building
- Group home
- Halfway house
- Healthy community design
- Homeless shelter
- Hospital
- Local community
- Log house
- Natural building
- Nursing home
- Orphanage
- Prison
- Psychiatric hospital
- Residential care
- Residential treatment center
- Retirement community
- Retirement home
- Supportive housing
- Supported living



image not found or type unknown

Housing portal

A **mobile home** (also known as a **house trailer**, **park home**, **trailer**, or **trailer home**) is a prefabricated structure, built in a factory on a permanently attached chassis before being transported to site (either by being towed or on a trailer). Used as permanent homes, or for holiday or temporary accommodation, they are often left permanently or semi-permanently in one place, but can be moved, and may be required to move from time to time for legal reasons.

Mobile homes share the same historic origins as travel trailers, but today the two are very different, with travel trailers being used primarily as temporary or vacation homes. Behind the cosmetic work fitted at installation to hide the base, mobile homes have strong trailer frames, axles, wheels, and tow-hitches.

History

[edit]


In the United States, this form of housing goes back to the early years of cars and motorized highway travel.^[1] It was derived from the travel trailer (often referred to during the early years as "house trailers" or "trailer coaches"), a small unit with wheels attached permanently, often used for camping or extended travel. The original rationale for this type of housing was its mobility. Units were initially marketed primarily to people whose lifestyle required mobility. However, in the 1950s, the homes began to be marketed primarily as an inexpensive form of housing designed to be set up and left in a location for long periods of time or even permanently installed with a masonry foundation. Previously, units had been eight feet or fewer in width, but in 1956, the 10-foot (3.0 m) wide home ("ten-wide") was introduced, along with the new term "mobile home".^[2]

The homes were given a rectangular shape, made from pre-painted aluminum panels, rather than the streamlined shape of travel trailers, which were usually painted after assembly. All of this helped increase the difference between these homes and home/travel trailers. The smaller, "eight-wide" units could be moved simply with a car, but the larger, wider units ("ten-wide", and, later, "twelve-wide") usually required the services of a professional trucking company, and, often, a special moving permit from a state highway department. During the late 1960s and early 1970s, the homes were made even longer and wider, making the mobility of the units more difficult. Nowadays, when a factory-built home is moved to a location, it is usually kept there permanently and the mobility of the units has considerably decreased. In some states, mobile homes have been taxed as personal property if the wheels remain attached, but as real estate if the wheels are removed. Removal of the tongue and axles may also be a requirement for real estate classification.


Manufactured home

[edit]

Main article: Manufactured housing



Example of a modern manufactured home in New Alexandria, Pennsylvania. 28 by 60 feet (8.5 m × 18.3 m)



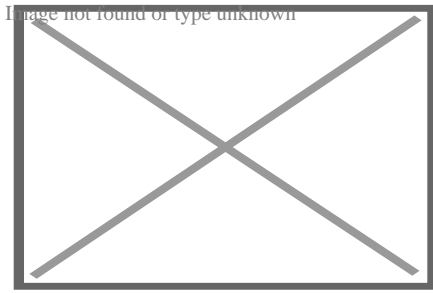
Manufactured home foundation

Mobile homes built in the United States since June 1976, legally referred to as manufactured homes, are required to meet FHA certification requirements and come with attached metal certification tags. Mobile homes permanently installed on owned land are rarely mortgageable, whereas FHA code manufactured homes are mortgageable through VA, FHA, and Fannie Mae.

Many people who could not afford a traditional site-built home, or did not desire to commit to spending a large sum of money on housing, began to see factory-built homes as a viable alternative for long-term housing needs. The units were often marketed as an alternative to apartment rental. However, the tendency of the units of this era to depreciate rapidly in resale value^[*citation needed*] made using them as collateral for loans much riskier than traditional home loans. Terms were usually limited to less than the thirty-year term typical of the general home-loan market, and interest rates were considerably higher.^[*citation needed*] In that way, mobile home loans resembled motor vehicle loans more than traditional home mortgage loans.

Construction and sizes

[edit]



Exterior wall assemblies being set in place during manufacture

Mobile homes come in two major sizes, *single-wides* and *double-wides*. Single-wides are 18 feet (5.5 m) or less in width and 90 feet (27 m) or less in length and can be towed to their site as a single unit. Double-wides are 20 feet (6.1 m) or more wide and are 90 feet (27 m) in length or less and are towed to their site in two separate units, which are then joined. *Triple-wides* and even homes with four, five, or more units are also built but less frequently.

While site-built homes are rarely moved, single-wide owners often "trade" or sell their home to a dealer in the form of the reduction of the purchase of a new home. These "used" homes are either re-sold to new owners or to park owners who use them as inexpensive rental units. Single-wides are more likely to be traded than double-wides because removing them from the site is easier. In fact, only about 5% of all double-wides will ever be moved.^[citation needed]


While an EF1 tornado might cause minor damage to a site-built home, it could do significant damage to a factory-built home, especially an older model or one that is not properly secured. Also, structural components (such as windows) are typically weaker than those in site-built homes.^[3] 70 miles per hour (110 km/h) winds can destroy a mobile home in a matter of minutes. Many brands offer optional hurricane straps, which can be used to tie the home to anchors embedded in the ground.

Regulations

[edit]

United States

[edit]



Home struck by tornado

In the United States, mobile homes are regulated by the US Department of Housing and Urban Development (HUD), via the Federal National Manufactured Housing Construction and Safety Standards Act of 1974. This national regulation has allowed many manufacturers to distribute nationwide, because they are immune to the jurisdiction of local building authorities.^[4] ^[5] By contrast, producers of modular homes must abide by state and local building codes. There are, however, wind zones adopted by HUD that home builders must follow. For example, statewide, Florida is at least wind zone 2. South Florida is wind zone 3, the strongest wind zone. After Hurricane Andrew in 1992, new standards were adopted for home construction. The codes for building within these wind zones were significantly amended, which has greatly increased their durability. During the 2004 hurricanes in Florida, these standards were put to the test, with great success. Yet, older models continue to face the exposed risk to high winds because of the attachments applied such as carports, porch and screen room additions. Such areas are exposed to "wind capture" which apply extreme force to the underside of the integrated roof panel systems, ripping the fasteners through the roof pan causing a series of events which destroys the main roof system and the home.

The popularity of the factory-built homes caused complications the legal system was not prepared to handle. Originally, factory-built homes tended to be taxed as vehicles rather than real estate, which resulted in very low property tax rates for their inhabitants. That caused local governments to reclassify them for taxation purposes.

However, even with that change, rapid depreciation often resulted in the home occupants paying far less in property taxes than had been anticipated and budgeted. The ability to move many factory-built homes rapidly into a relatively small area resulted in strains to the infrastructure and governmental services of the affected areas, such as inadequate water pressure and sewage disposal, and highway congestion. That led jurisdictions to begin placing limitations on the size and density of developments.

Early homes, even those that were well-maintained, tended to depreciate over time, much like motor vehicles. That is in contrast to site-built homes which include the land they are built on and tend to appreciate in value. The arrival of mobile homes in an area tended to be regarded with alarm, in part because of the devaluation of the housing potentially spreading to preexisting structures.

This combination of factors has caused most jurisdictions to place zoning regulations on the areas in which factory-built homes are placed, and limitations on the number and density of homes permitted on any given site. Other restrictions, such as minimum size requirements, limitations on exterior colors and finishes, and foundation mandates have also been enacted. There are many jurisdictions that will not allow the placement of any additional factory-built homes. Others have strongly limited or forbidden all single-wide models, which tend to depreciate more rapidly than modern double-wide models.

Apart from all the practical issues described above, there is also the constant discussion about legal fixture and chattels and so the legal status of a trailer is or could be affected by its incorporation to the land or not. This sometimes involves such factors as whether or not

the wheels have been removed.

North Carolina

[edit]

The North Carolina Board of Transportation allowed 14-foot-wide homes on the state's roads, but until January 1997, 16-foot-wide homes were not allowed. 41 states allowed 16-foot-wide homes, but they were not sold in North Carolina. Under a trial program approved January 10, 1997, the wider homes could be delivered on specific roads at certain times of day and travel 10 mph below the speed limit, with escort vehicles in front and behind.^[6]^[7] Eventually, all homes had to leave the state on interstate highways.^[8]

In December 1997, a study showed that the wider homes could be delivered safely, but some opponents still wanted the program to end.^[9] On December 2, 1999, the NC Manufactured Housing Institute asked the state Board of Transportation to expand the program to allow deliveries of 16-foot-wide homes within North Carolina.^[8] A month later, the board extended the pilot program by three months but did not vote to allow shipments within the state.^[10] In June 2000, the board voted to allow 16-foot-side homes to be shipped to other states on more two-lane roads, and to allow shipments in the state east of US 220. A third escort was required, including a law enforcement officer on two-lane roads.^[11]

New York

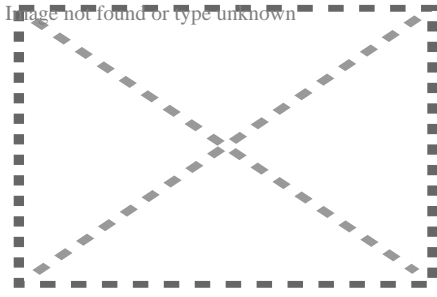
[edit]

In New York State, the Homes and Community Renewal agency tracks mobile home parks and provides regulations concerning them. For example, the agency requires park owners to provide residents with a \$15,000 grant if residents are forced to move when the land is transferred to a new owner. Residents are also granted the right of first refusal for a sale of the park, however, if the owner does not evict tenants for five years, the land sale can go ahead. State law also restricts the annual increase in land lot fee to a cap of 3 percent, unless the landowner demonstrates hardship in a local court, and can then raise the land lot fee by up to 6 percent in a year.^[12]

Mobile home parks

[edit]

Main article: Trailer park



Meadow Lanes Estates Mobile Home Park, Ames, Iowa, August 2010, during a flood

Mobile homes are often sited in land lease communities known as trailer parks (also 'trailer courts', 'mobile home parks', 'mobile home communities', 'manufactured home communities', 'factory-built home communities' etc.); these communities allow homeowners to rent space on which to place a home. In addition to providing space, the site often provides basic utilities such as water, sewer, electricity, or natural gas and other amenities such as mowing, garbage removal, community rooms, pools, and playgrounds.

There are over 38,000^[13] trailer parks in the United States ranging in size from 5 to over 1,000 home sites. Although most parks appeal to meeting basic housing needs, some communities specialize towards certain segments of the market. One subset of mobile home parks, retirement communities, restrict residents to those age 55 and older. Another subset of mobile home parks, seasonal communities, are located in popular vacation destinations or are used as a location for summer homes. In New York State, as of 2019, there were 1,811 parks with 83,929 homes.^[12]

Newer homes, particularly double-wides, tend to be built to much higher standards than their predecessors and meet the building codes applicable to most areas. That has led to a reduction in the rate of value depreciation of most used units.^[14]

Additionally, modern homes tend to be built from materials similar to those used in site-built homes rather than inferior, lighter-weight materials. They are also more likely to physically resemble site-built homes. Often, the primary differentiation in appearance is that factory-built homes tend to have less of a roof slope so that they can be readily transported underneath bridges and overpasses.^[citation needed]

The number of double-wide units sold exceeds the number of single-wides, which is due in part to the aforementioned zoning restrictions. Another reason for higher sales is the spaciousness of double-wide units, which are now comparable to site-built homes. Single-wide units are still popular primarily in rural areas, where there are fewer restrictions. They are frequently used as temporary housing in areas affected by natural disasters when restrictions are temporarily waived.^[citation needed]

Another recent trend has been parks in which the owner of the mobile home owns the lot on which their unit is parked. Some of these communities simply provide land in a homogeneous neighborhood, but others are operated more like condominiums with club homes complete with swimming pools and meeting rooms which are shared by all of the

residents, who are required to pay membership fees and dues.

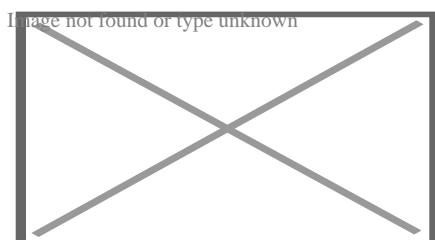
By country

[edit]

Mobile home (or mobile-homes) are used in many European campgrounds to refer to fixed caravans, purpose-built cabins, and even large tents, which are rented by the week or even year-round as cheap accommodation, similar to the US concept of a trailer park. Like many other US loanwords, the term is not used widely in Britain.^{*[citation needed]*}

United Kingdom


[edit]



A mobile home marketed as a holiday home

Mobile Homes or Static Caravans are popular across the United Kingdom. They are more commonly referred to as Park Homes or Leisure Lodges, depending on if they are marketed as a residential dwelling or as a second holiday home residence.

Residential Mobile homes (park homes) are built to the BS3632 standard. This standard is issued by the British Standards Institute. The institute is a UK body who produce a range of standards for businesses and products to ensure they are fit for purpose. The majority of residential parks in the UK have a minimum age limit for their residents, and are generally marketed as retirement or semi-retirement parks. Holiday Homes, static caravans or holiday lodges aren't required to be built to BS3632 standards, but many are built to the standard.



A static caravan park on the cliffs above Beer, Devon, England

In addition to mobile homes, static caravans are popular across the UK. Static caravans have wheels and a rudimentary chassis with no suspension or brakes and are therefore transported on the back of large flatbed lorries, the axle and wheels being used for movement to the final location when the static caravan is moved by tractor or 4x4. A static caravan normally stays on a single plot for many years and has many of the modern conveniences normally found in a home.

Mobile homes are designed and constructed to be transportable by road in one or two sections. Mobile homes are no larger than 20 m × 6.8 m (65 ft 7 in × 22 ft 4 in) with an internal maximum height of 3.05 m (10 ft 0 in). Legally, mobile homes can still be defined as "caravans".

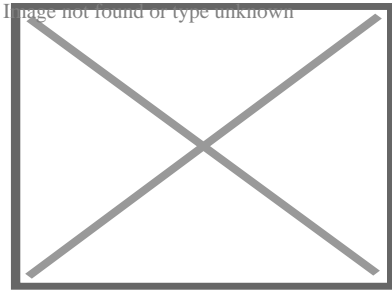
Static holiday caravans generally have sleeping accommodation for 6 to 10 people in 2, 3 or 4 bedrooms and on convertible seating in the lounge referred to as a 'pull out bed'. They tend towards a fairly "open-plan" layout, and while some units are double glazed and centrally heated for year-round use, cheaper models without double glazing or central heating are available for mainly summer use. Static caravan holiday homes are intended for leisure use and are available in 10 and 12 ft (3.0 and 3.7 m) widths, a small number in 13 and 14 ft (4.0 and 4.3 m) widths, and a few 16 ft (4.9 m) wide, consisting of two 8 ft (2.4 m) wide units joined. Generally, holiday homes are clad in painted steel panels, but can be clad in PVC, timber or composite materials. Static caravans are sited on caravan parks where the park operator of the site leases a plot to the caravan owner. There are many holiday parks in the UK in which one's own static caravan can be owned. There are a few of these parks in areas that are prone to flooding and anyone considering buying a sited static caravan needs to take particular care in checking that their site is not liable to flooding.

Static caravans can be rented on an ad-hoc basis or purchased. Purchase prices range from £25,000 to £100,000. Once purchased, static caravans have various ongoing costs including insurance, site fees, local authority rates, utility charges, winterisation and depreciation. Depending on the type of caravan and the park these costs can range from £1,000 to £40,000 per year.^[15] Some park owners used to have unfair conditions in their lease contracts but the Office of Fair Trading has produced a guidance document available for download called Unfair Terms in Holiday Caravan Agreements which aims to stop unfair practices.

Israel

[edit]

Main article: Caravan (Israel)



Posting of *caravan* in Mitzpe Hila, Israel, 1982

Many Israeli settlements and outposts are originally composed of caravans (Hebrew: *caravan*; pl.

caravanim). They are constructed of light metal, are not insulated but can be outfitted with heating and air-conditioning units, water lines, recessed lighting, and floor tiling to function in a full-service capacity. Starting in 2005, prefabricated homes, named *caravillas* (Hebrew: *caravillas*), a portmanteau of the words caravan, and villa, begin to replace mobile homes in many Israeli settlements.

Difference from modular homes

[edit]

Main article: Modular home

Because of similarities in the manufacturing process, some companies build both types in their factories. Modular homes are transported on flatbed trucks rather than being towed, and lack axles and an automotive-type frame. However, some modular homes are towed behind a semi-truck or toter on a frame similar to that of a trailer. The home is usually in two pieces and is hauled by two separate trucks. Each frame has five or more axles, depending on the size of the home. Once the home has reached its location, the axles and the tongue of the frame are then removed, and the home is set on a concrete foundation by a large crane.

Both styles are commonly referred to as factory-built housing, but that term's technical use is restricted to a class of homes regulated by the Federal National Mfd. Housing Construction and Safety Standards Act of 1974.

Most zoning restrictions on the homes have been found to be inapplicable or only applicable to modular homes. That occurs often after considerable litigation on the topic by affected jurisdictions and by plaintiffs failing to ascertain the difference. Most modern modulares, once fully assembled, are indistinguishable from site-built homes. Their roofs are usually transported as separate units. Newer modulares also come with roofs that can be raised during the setting process with cranes. There are also modulares with 2 to 4 storeys.

Gallery

[edit]

Construction starts with the frame.

○

Image not found or type unknown

Construction starts with the
frame.

Interior wall assemblies are attached.

○

Image not found or type unknown

Interior wall assemblies are
attached.

Roof assembly is set atop home.

○

Image not found or type unknown

Roof assembly is set atop home.
Drywall is completed.

○

Image not found or type unknown

Drywall is completed.

Home is ready for delivery to site.

○

Image not found or type unknown

Home is ready for delivery to site.

- A modern "triple wide" home, designed to look like an adobe home

Image not found or type unknown

A modern "triple wide" home, designed to look like an adobe home

A mobile home is being moved, California.

○

Image not found or type unknown

A mobile home is being moved, California.

- A mobile home being prepared for transport

Image not found or type unknown

A mobile home being prepared for transport

See also

[edit]

-  not found or type unknown Housing portal
- All Parks Alliance for Change
- Campervan
- Construction trailer
- Houseboat
- Manufactured housing
- Modular home
- Motorhome
- Nomadic wagons
- Recreational vehicle
- Reefer container housing units
- Small house movement
- Trailer (vehicle)
- Trailer Park Boys
- Trailer trash
- Vardo
- Prefabricated home

References

[edit]

1. ^ "Part 17, Mobile Home Parks". *ny.gov*.
2. ^ "Mobile Manufactured Homes". *ct.gov*. Retrieved 28 March 2018.
3. ^ "Caravan Repairs? Great Caravan Repair Deals!". *canterburycaravans.com.au*.
4. ^ "Titles for Mobile Homes". *AAA Digest of Motor Laws*.
5. ^ Andrews, Jeff (January 29, 2018). "HUD to explore deregulating manufactured housing". *Curbed*. Archived from the original on 2018-01-29. Retrieved 2019-04-19.
6. ^ Hackett, Thomas (January 11, 1997). "Extra-wide homes to take to the road". *News & Observer*. p. A3.
7. ^ Mitchell, Kirsten B. (January 10, 1997). "Wider trailer transport OK'd". *Star-News*. p. 1A.
8. ^ **a b** Whitacre, Dianne (December 2, 1999). "Mobile-Home Makers Look to Squeeze on N.C. Roads". *The Charlotte Observer*. p. 1C.
9. ^ "Study: Keep Curbs on Transporting Wide Mobile Homes". *The Charlotte Observer*. December 1, 1997. p. 4C.
10. ^ Bonner, Lynn (January 7, 2000). "Program for wide mobile homes extended". *News & Observer*. p. A3.
11. ^ "Wide mobile homes given final approval". *News & Observer*. June 3, 2000. p. A3.
12. ^ **a b** Liberatore, Wendy (January 23, 2022). "Saratoga County's mobile home parks - a sign of an affordable housing crisis". *www.timesunion.com*. Retrieved January 23, 2022.
13. ^ "Database of Mobile Home Parks in the United States". Retrieved 2009-02-17.
14. ^ "Homes". *Answers.com*. Retrieved 2006-09-12.
15. ^ "Cost of a static caravan or lodge". *StaticCaravanExpert*. 28 December 2020. Retrieved 2021-03-07.

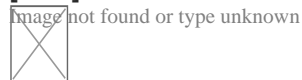
Further reading

[edit]

- Benson, J. E. (1990). Good neighbors: Ethnic relations in Garden City trailer courts. *Urban Anthropology*, 19, 361–386.
- Burch-Brown, C. (1996). *Trailers*. Charlottesville: University Press of Virginia. Text by David Rigsbee.
- Geisler, C. C., & Mitsuda, H. (1987). Mobile-home growth, regulation, and discrimination in upstate New York. *Rural Sociology*, 52, 532–543.
- Hart, J. F., Rhodes, M. J., & Morgan, J. T. (2002). *The unknown world of the mobile home*. Baltimore: Johns Hopkins University Press.
- MacTavish, K. A., & Salamon, S. (2001). Mobile home park on the prairie: A new rural community form. *Rural Sociology*, 66, 487–506.
- Moore, B. (2006). Trailer trash: The world of trailers and mobile homes in the Southwest. Laughlin: *Route 66 Magazine*.
- Thornburg, D. A. (1991). *Galloping bungalows: The rise and demise of the American house trailer*. Hamden: Archon Books.
- Wallis, A. D. (1991). *Wheel estate: The rise and decline of mobile homes*. New York: Oxford University Press.

External links

[edit]



Wikimedia Commons has media related to **Mobile homes**.

- Regulating body in the UK
- US Federal Manufactured Home Construction and Safety Standards

About Royal Supply Inc

Photo

Image not found or type unknown

Photo

Image not found or type unknown

Photo

Image not found or type unknown

Photo

Image not found or type unknown

Photo

Image not found or type unknown

Things To Do in Johnson County

Photo

Image not found or type unknown

Overland Park Arboretum & Botanical Gardens

4.8 (3513)

Photo

Image not found or type unknown

9/11 Memorial

4.9 (183)

Photo

Ensor Park & Museum

4.9 (19)

Photo

Image not found or type unknown

Johnson County Museum

4.7 (709)

Photo

Image not found or type unknown

South Lake Park

4.6 (1019)

Photo

Heritage Park

4.6 (763)

Driving Directions in Johnson County

Driving Directions From Life Time to Royal Supply Inc

Driving Directions From Essense of Australia to Royal Supply Inc

Driving Directions From Ambitious Pixels to Royal Supply Inc

Driving Directions From Tapco Products Co to Royal Supply Inc

Driving Directions From Security P S to Royal Supply Inc

https://www.google.com/maps/dir/Life+Time/Royal+Supply+Inc/@38.9641885,-94.7812141,14z/data=!3m1!4b1!4m14!4m13!1m5!1m1!1sChIJSVr6fHCUwlcRLBaYOkXbl094.7812141!2d38.9641885!1m5!1m1!1sChIJ_XoYwMj7wlcRCNrQGPAF00Y!2m2!1d-94.7597267!2d38.9453734!3e0

https://www.google.com/maps/dir/GBA/Royal+Supply+Inc/@38.9506318,-94.7779768,14z/data=!3m1!4b1!4m14!4m13!1m5!1m1!1sChIJ1WBnl12UwlcRZI3cEX1fF994.7779768!2d38.9506318!1m5!1m1!1sChIJ_XoYwMj7wlcRCNrQGPAF00Y!2m2!1d-94.7597267!2d38.9453734!3e3

https://www.google.com/maps/dir/ECS+Inc.+International/Royal+Supply+Inc/@38.9306222,-94.7635766,14z/data=!3m1!4b1!4m14!4m13!1m5!1m1!1sChIJD9e9KG2-wlcREXviM5iw3rc!2m2!1d-94.7635766!2d38.9306222!1m5!1m1!1sChIJ_XoYwMj7wlcRCNrQGPAF00Y!2m2!1d-94.7597267!2d38.9453734!3e0

Driving Directions From Ernie Miller Park & Nature Center to Royal Supply Inc

Driving Directions From Firefly Forest to Royal Supply Inc

Driving Directions From 9/11 Memorial to Royal Supply Inc

Driving Directions From Ernie Miller Park & Nature Center to Royal Supply Inc

Driving Directions From TimberRidge Adventure Center to Royal Supply Inc

Driving Directions From Ensor Park & Museum to Royal Supply Inc

https://www.google.com/maps/dir/Museum+at+Prairiefire/Royal+Supply+Inc/@38.88194,94.6520905,14z/data=!3m1!4b1!4m14!4m13!1m5!1m1!1sunknown!2m2!1d-94.6520905!2d38.8819446!1m5!1m1!1sChIJ_XoYwMj7wlcRCNrQGPAF00Y!2m2!1d-94.7597267!2d38.9453734!3e0

https://www.google.com/maps/dir/Firefly+Forest/Royal+Supply+Inc/@38.8776825,-94.6869656,14z/data=!3m1!4b1!4m14!4m13!1m5!1m1!1sunknown!2m2!1d-94.6869656!2d38.8776825!1m5!1m1!1sChIJ_XoYwMj7wlcRCNrQGPAF00Y!2m2!1d-94.7597267!2d38.9453734!3e0

https://www.google.com/maps/dir/South+Lake+Park/Royal+Supply+Inc/@38.9725,-94.6738889,14z/data=!3m1!4b1!4m14!4m13!1m5!1m1!1sunknown!2m2!1d-94.6738889!2d38.9725!1m5!1m1!1sChIJ_XoYwMj7wlcRCNrQGPAF00Y!2m2!1d-94.7597267!2d38.9453734!3e0

https://www.google.com/maps/dir/Johnson+County+Museum/Royal+Supply+Inc/@38.946682275,-94.6682275,14z/data=!3m1!4b1!4m14!4m13!1m5!1m1!1sunknown!2m2!1d-94.6682275!2d38.9697731!1m5!1m1!1sChIJ_XoYwMj7wlcRCNrQGPAF00Y!2m2!1d-94.7597267!2d38.9453734!3e0

https://www.google.com/maps/dir/9%2F11+Memorial/Royal+Supply+Inc/@38.9027084,-94.683091,14z/data=!3m1!4b1!4m14!4m13!1m5!1m1!1sunknown!2m2!1d-94.683091!2d38.9027084!1m5!1m1!1sChIJ_XoYwMj7wlcRCNrQGPAF00Y!2m2!1d-94.7597267!2d38.9453734!3e0

https://www.google.com/maps/dir/Heritage+Park/Royal+Supply+Inc/@38.8308502,-94.7528206,14z/data=!3m1!4b1!4m14!4m13!1m5!1m1!1sunknown!2m2!1d-94.7528206!2d38.8308502!1m5!1m1!1sChIJ_XoYwMj7wlcRCNrQGPAF00Y!2m2!1d-94.7597267!2d38.9453734!3e0

Reviews for Royal Supply Inc

Royal Supply Inc

Image not found or type unknown

william mann

(5)

Needed an exterior door in a hurry after storm damaged mine. All the big box stores were days or weeks out on a 34x76 door. Google lead me here, I went in, asked if he had one that size, took me in their warehouse and showed me several options. Found a door I liked, and they had all the additional hardware to install I needed. One stop shop, friendly and helpful. Priced right too.

Royal Supply Inc

Image not found or type unknown

Caleb Roye

(5)

incredibly helpful staff. very educated on products and installation.

Royal Supply Inc

Image not found or type unknown

Donald Waggoner

(4)

I received a furnace installment from this place and was extremely happy with the furnace installation, but during the installation, they did something to completely make my hot water heater not work. They installed it on Friday at noon, and by the time I realized I had no hot water, it's after they closed, which left me with no hot water. Update: I had to call someone else out to help get my hot water heater fixed and operating correctly. While I am extremely grateful to the company for installing a great furnace, my final review will stay at 4 stars for the fact that the team did not address the hot water heater back to working order. I may use them for further things in the

future, but I must leave this review to help others not have the same issues as me.

Royal Supply Inc

Image not found or type unknown

J.

(1)

Terrible AC install. Skimped on 90°c fittings for the electric conduit under my house, they used black electrical tape instead, I look under my house to find bare wires that are not in a conduit which is an electrical safety no no and could lead to my house burning down. Left a massive gaping hole in my insulation leaving me to deal with itchy fiberglass myself which I only discovered after a summer of high electricity bills due to terrible insulation.

Royal Supply Inc

Image not found or type unknown

Ashley Foster

(5)

In a rush we had to replace our tub/surround in our home. We ordered online with another supplier and had a HORRIBLE experience. A friend recommended Royal Supply and they had exactly what we needed. We paid, loaded our trailer and were gone in less than 15 minutes. They are friendly and very helpful. Would definitely recommend to family and friends.

Reviewing EPA Compliance Requirements for HVAC Work [View GBP](#)

Frequently Asked Questions

What is the significance of EPA Section 608 for HVAC technicians?

Section 608 of the Clean Air Act requires that all technicians who maintain, service, repair, or dispose of equipment that could release ozone-depleting refrigerants be certified by passing an EPA-approved test. Compliance ensures environmentally responsible handling of refrigerants.

How do seasonal changes impact EPA compliance requirements for HVAC systems?

Seasonal changes can affect system performance and refrigerant management. In colder months, units may require different maintenance checks to prevent leaks or inefficiencies. Proper documentation and adherence to leak repair regulations are crucial year-round to comply with EPA standards.

Are there specific record-keeping requirements mandated by the EPA for HVAC work?

Yes, the EPA mandates detailed record-keeping related to refrigerant purchases, usage logs, leak inspections, repairs conducted on systems containing more than 50 pounds of refrigerant, and disposal records. These records must be retained for a minimum period specified by the regulation.

What steps should an HVAC technician take if they suspect a refrigerant leak during seasonal maintenance?

Technicians should conduct immediate inspections using approved methods to confirm leaks. If found, they must repair any substantial leaks within 30 days as required by the EPA (or temporarily isolate and correct it within specified guidelines), followed by documenting actions taken and verifying successful repairs.

Can changes in allowable refrigerants affect seasonal HVAC operations under new EPA guidelines?

Yes, as the EPA phases out certain high-global-warming-potential (GWP) refrigerants or introduces new alternatives with lower environmental impact seasons often dictate demand spikes; ensuring usage aligns with updated lists helps maintain compliance while optimizing system performance over various climate conditions.

Royal Supply Inc

Phone : +18164837979

City : Lenexa

State : KS

Zip : 66215

Address : Unknown Address

Google Business Profile

Company Website : <https://royal-durhamsupply.com/locations/lenexa-kansas/>

Sitemap

Privacy Policy

About Us