

Home HVAC



- **Approaches to Funding Major System Upgrades**
Approaches to Funding Major System Upgrades Understanding Flat Rate Pricing vs Hourly Billing Considering Payment Plans for Costly Equipment Exploring Credit Options for Mobile Home Repairs Evaluating Interest Rates on HVAC Financing Deciding Between Cash Payment and Loan Assistance Using Budget Planning to Manage HVAC Expenses Applying for Low Interest Home Improvement Loans Strategies for Saving on Seasonal Tune Up Costs Discussing Payment Flexibility with HVAC Providers Tracking Monthly Expenses to Avoid Overextension Selecting the Right Financing Partner for Big Projects
- **Reviewing EPA Compliance Requirements for HVAC Work**
Reviewing EPA Compliance Requirements for HVAC Work Understanding Local Permit Processes for Mobile Home Projects Following Guidelines for Proper Refrigerant Handling Recognizing OSHA Mandates on Workplace Safety Steps for Meeting State Licensing Obligations Checking Zoning Rules for External AC Installations Ensuring Adequate Ventilation to Meet Code Standards Maintaining Indoor Air Quality Through Compliance Importance of Safety Gear for HVAC Technicians Documenting Work to Verify Code Adherence Identifying Common Violations During Inspections Coordinating with Local Authorities for Larger Renovations
- **About Us**



Embarking on a large-scale seasonal HVAC project is an undertaking that requires careful planning and strategic decision-making. One of the pivotal aspects of this process is selecting the right financing partner to support your endeavor. The scale and scope of your project will significantly influence your choice, as it determines the financial requirements and potential partners best suited to meet them.

Firstly, assessing the scale of your HVAC project involves understanding the magnitude of work required. This includes evaluating the size of the area to be serviced, the complexity of installation or upgrades needed, and any specific seasonal demands that may affect timelines and labor costs. A comprehensive evaluation helps you establish a realistic budget, which is crucial when approaching potential financing partners. Mobile homes benefit from zoned HVAC systems for personalized comfort **hvac unit for mobile home** air conditioning. Projects with larger scales often require substantial investment, thus necessitating a financing partner with sufficient capital resources and experience in managing extensive projects.

In parallel, understanding the scope of your project entails recognizing its objectives beyond mere installation or upgrade. It involves considering long-term goals such as energy efficiency improvements, sustainability targets, and technological advancements like smart systems integration. Projects with broader scopes might attract financing partners who are not only interested in immediate returns but also committed to long-term environmental sustainability or technological innovation. Therefore, identifying these elements can guide you toward partners who share similar values and visions.

Once you have a clear picture of both scale and scope, it's time to consider potential financing partners. Look for those who offer flexible funding solutions tailored to large projects. Such partners might provide customized repayment plans or interest rates that align with your financial capacity over time. Additionally, they should possess industry expertise and a proven track record in supporting projects similar to yours.

It's also beneficial to engage with partners who demonstrate transparency in their operations. Clear communication about terms, conditions, fees, and expectations fosters trust—a crucial component in any financial relationship. Furthermore, consider whether they offer additional support services such as financial advisory or risk management; these can add significant value by helping you navigate challenges throughout your project's lifecycle.

Ultimately, selecting the right financing partner for a big seasonal HVAC project is about aligning their offerings with your project's unique demands—be it through capital availability

or shared future-focused goals like sustainability efforts. By thoroughly assessing both scale and scope before making this critical choice, you set a solid foundation for successful collaboration that extends beyond mere funding into strategic partnership territory—ensuring not only present success but also future resilience against evolving market dynamics or unforeseen challenges along the way.

Selecting the right financing partner for big projects is a critical decision that can significantly impact the success and sustainability of an initiative. Whether you are launching a major infrastructure project, expanding a manufacturing facility, or developing a new real estate venture, choosing the right financial partner involves careful consideration of several key criteria.

First and foremost, it is essential to assess the financial stability and reputation of potential partners. A stable financing partner with a strong track record provides assurance that they can support your project through its entire lifecycle. Investigate their history in funding similar projects and evaluate their financial health to ensure they have the resources to meet your needs. Reputation matters as well; working with a respected institution can enhance your project's credibility.

Another crucial criterion is the flexibility of financing terms offered by the partner. Big projects often encounter unexpected challenges that require adaptive financial arrangements. Look for partners who offer flexible terms, such as adjustable interest rates or repayment schedules, which can be tailored to accommodate changing circumstances throughout the project's duration.

Expertise in your specific industry or sector is also vital when selecting a financing partner. Partners with relevant experience understand industry-specific risks and opportunities better than those without it. They are more likely to provide valuable insights and advice beyond just capital provision, contributing positively to strategic planning and risk management.

Furthermore, consider the level of involvement you prefer from your financing partner. Some partners may take an active role in project management and decision-making, while others might adopt a more hands-off approach. Depending on your organization's capabilities and preferences, you should choose a partner whose involvement aligns with your expectations for collaboration and governance.

Communication and transparency are also key factors in this selection process. Effective communication fosters trust between parties involved in large-scale projects. Ensure that potential partners maintain open lines of communication, provide clear updates on funding processes, and exhibit transparency regarding fees or other associated costs.

Finally, evaluate any additional value-added services that potential partners might offer. These could include access to networks, advisory services on regulatory compliance, or introductions to potential customers or suppliers within their network. Such supplementary benefits can enhance project outcomes beyond mere financial support.

In conclusion, choosing the right financing partner for big projects requires thorough analysis across various dimensions: financial stability and reputation; flexibility of terms; industry expertise; preferred level of involvement; communication practices; and additional value-added services offered by prospective partners. By carefully weighing these criteria against your project's unique needs and objectives, you can select a financing partner capable not only of providing necessary capital but also contributing strategically towards achieving long-term success.

Posted by on

Posted by on

Posted by on

Government Grants and Incentive Programs for Energy Efficiency

When embarking on large-scale HVAC projects, selecting the right financing partner is a critical decision that can significantly impact the project's success. Financing such projects requires careful consideration of various options and an understanding of how each aligns with the project's goals and financial framework. This essay explores different financing options for HVAC projects, emphasizing the importance of choosing the right partner to ensure both immediate project success and long-term financial sustainability.

The first step in comparing financing options is to understand the specific needs of your HVAC project. Large projects often require substantial capital investment, which means that traditional financing avenues like bank loans or lines of credit may be viable options. These typically offer structured repayment terms and fixed interest rates, providing predictability in financial planning. However, they might also require stringent eligibility criteria and collateral, which could pose challenges for some companies.

Alternatively, leasing agreements have become increasingly popular in HVAC projects due to their flexibility. Leasing allows companies to acquire necessary equipment without a large upfront expenditure, spreading costs over time while keeping assets off balance sheets. This option can enhance cash flow management and provide operational advantages by allowing businesses to upgrade equipment more frequently as technology evolves.

Another innovative financing option is performance-based contracting or energy savings performance contracts (ESPCs). These are particularly suitable for energy-efficient HVAC systems where projected cost savings from reduced energy consumption can be used to fund the project itself. An ESPC arrangement typically involves an energy service company (ESCO) guaranteeing savings that will cover the cost of improvements over time. This option not only mitigates financial risk but also aligns incentives between all parties involved.

Vendor financing is another alternative where manufacturers or suppliers directly finance their products. This can simplify procurement processes and potentially offer favorable terms tailored specifically for their equipment. It's crucial to assess whether vendor financing aligns with your broader financial strategy and doesn't limit future flexibility with upgrades or maintenance.

When selecting a financing partner for your HVAC project, it's essential not only to evaluate these options but also consider factors such as reputation, expertise in similar projects, and customer service quality of potential partners. A strong partnership should provide guidance throughout the project's lifecycle, navigating complexities from initial funding through implementation and eventual completion.

Moreover, transparency in communication about fees, interest rates, penalties for early repayment or late payments plays a pivotal role in maintaining a healthy relationship between you and your financier. Understanding these terms thoroughly will help avoid any unexpected surprises down the line.

In conclusion, choosing the right financing partner for large HVAC projects involves balancing cost-effectiveness with strategic alignment to your business objectives. Whether opting for traditional loans or exploring innovative solutions like ESPCs or vendor financing depends on both current financial health and long-term goals of your organization. By meticulously comparing different options and considering key factors beyond mere numbers-such as partnership quality-you lay a solid foundation for successful project execution while safeguarding your company's financial future.



Exploring Private Sector Investment Opportunities

Selecting the right financing partner for big projects is a crucial decision that can significantly influence the success of any venture. At the heart of this selection process lies the task of evaluating the reputation and reliability of potential financing partners. This evaluation is not merely a due diligence exercise; it's an exploration into the very foundation upon which your

project will stand. A partner with a strong reputation and steadfast reliability can provide not just financial support, but also strategic guidance, networking opportunities, and enhanced credibility.

The reputation of a potential financing partner often serves as an initial indicator of their suitability. Reputation is built over time through consistent behavior, ethical business practices, and successful collaborations. It reflects how a partner is perceived in the industry, by other businesses, stakeholders, and even competitors. When evaluating reputation, it's essential to conduct thorough research-seeking testimonials from previous clients, reviewing case studies of past projects they've financed, and analyzing any available market reports or news articles related to them.

Reliability, on the other hand, speaks to a partner's ability to deliver on promises consistently over time. This involves assessing their financial stability and track record in terms of meeting funding commitments without unnecessary delays or changes in terms. Reliable partners are those who have weathered economic downturns gracefully and continue to demonstrate resilience regardless of market conditions.

Understanding both reputation and reliability requires looking beyond surface-level impressions. It involves engaging in detailed discussions with potential partners about their values, priorities, and vision for supporting large-scale projects like yours. Are they aligned with your goals? Do they possess the same commitment to sustainability or innovation? Exploring these questions can help ensure that your long-term objectives are not only understood but actively supported by your chosen partner.

Moreover, it's important to consider how well potential partners understand your industry-specific challenges and opportunities. A reputable financier with experience in your sector will likely have valuable insights that could prove critical throughout various phases of project development-from planning through execution.

Ultimately, selecting a financing partner should be viewed as entering into a strategic alliance rather than simply securing funds. By thoroughly evaluating both reputation and reliability alongside compatibility with your project's unique needs-and ensuring alignment on values-you position yourself strongly for success.

In conclusion, choosing the right financing partner requires careful consideration beyond just financial metrics; it necessitates an understanding rooted deeply within trustworthiness

demonstrated through reputable actions paired with proven reliability over time—a combination essential for fostering fruitful partnerships capable of propelling big projects toward successful completion while navigating complex market landscapes together seamlessly.

Crowdfunding as a Community-Based Funding Approach

When embarking on large-scale HVAC projects, choosing the right financing partner is a crucial decision that can significantly impact the project's success. Understanding the terms, conditions, and interest rates involved in HVAC financing is essential for making informed choices and ensuring financial feasibility. This essay explores the key considerations one must keep in mind while selecting a financing partner for big HVAC projects.

First and foremost, comprehending the terms of any financing agreement is vital. Terms outline the duration over which repayment is expected to occur and can influence both monthly payments and overall costs. For large HVAC projects that require substantial capital outlay, longer-term agreements may offer more manageable monthly payments but could result in higher total interest paid over time. Conversely, shorter terms often mean higher monthly payments but less interest accumulation. It's important to align term length with your organization's cash flow capabilities and long-term financial plans.

Conditions are another critical aspect of any financing deal. They encompass various stipulations that might affect project execution or flexibility. For instance, some lenders might impose restrictions on how funds can be used or require specific milestones to be met before disbursing additional funds. Additionally, penalties for early repayment or missed payments can differ widely between lenders. Understanding these conditions upfront helps avoid unexpected complications during project implementation.

Interest rates are perhaps the most scrutinized aspect of any financing arrangement due to their direct impact on cost. Interest rates can vary based on several factors including market conditions, creditworthiness of the borrower, and specific lender policies. Fixed rates provide stability by maintaining consistent payments throughout the loan term, which can be advantageous for budgeting purposes in large projects. Variable rates may start lower than fixed rates but come with uncertainty as they fluctuate with market changes-potentially leading to increased costs over time.

Selecting a suitable financing partner also involves evaluating their reputation and reliability within the industry. A reputable lender who understands the nuances of HVAC projects will not only offer competitive terms but also provide valuable insights and guidance throughout the process. Reviewing testimonials or seeking recommendations from industry peers can help gauge a lender's credibility.

In conclusion, understanding terms, conditions, and interest rates is fundamental when selecting a financing partner for major HVAC endeavors. Each element plays a significant role in determining both immediate affordability and long-term financial impact of a project. By carefully analyzing these factors alongside each potential lender's reputation, businesses can make informed decisions that align with their strategic goals while ensuring smooth execution of their HVAC initiatives.



Innovative Financing Models: Energy-as-a-Service (EaaS) Contracts

When embarking on large-scale projects, particularly those as complex and dynamic as seasonal HVAC initiatives, selecting the right financing partner is crucial for success. Financing partnerships bring essential capital, expertise, and strategic support to ensure projects not only commence but also progress smoothly through completion. To illustrate the significance of choosing an appropriate partner, we can learn from case studies and examples of successful financing partnerships in seasonal HVAC projects.

One exemplary case study involves a major metropolitan hospital that sought to upgrade its entire HVAC system to improve energy efficiency and patient comfort while reducing operational costs. The hospital partnered with a specialized green energy financing firm known for its expertise in sustainable infrastructure projects. This financing partner provided a tailored solution that included performance-based funding mechanisms. By tying financial returns to energy savings achieved by the new HVAC systems, both parties had aligned incentives to ensure optimal project outcomes.

Another notable example comes from a large-scale retail chain aiming to install state-of-the-art HVAC systems across hundreds of stores nationwide. The retailer collaborated with a financial institution experienced in commercial real estate enhancements and retrofits. This partnership was successful because the financier offered flexible lease-to-own arrangements that minimized upfront costs for the retailer while ensuring long-term ownership benefits once payments were complete. Such innovative financial structuring allowed the retailer to modernize its facilities without disrupting cash flow or other critical business operations.

In yet another instance, a university campus undertook an ambitious project to overhaul its aging heating and cooling infrastructure, which was inefficient and costly. The university selected a financing partner with a strong track record in educational facility upgrades. The chosen firm provided an Energy Savings Agreement (ESA), which essentially functioned as off-balance-sheet financing tied directly to future utility bill reductions enabled by the new HVAC systems. This approach not only made it financially viable for the university but also ensured compliance with budgetary constraints typical in educational institutions.

These case studies highlight several key considerations when selecting a financing partner for large-scale seasonal HVAC projects:

- 1.

Expertise Alignment: Successful partnerships often arise when the financier has specific experience or specialization relevant to the project's scope-be it sustainability, commercial real estate, or educational facilities.

- 2. Innovative Financial Solutions:** Flexibility in financial structuring-such as performance-based funding or lease-to-own models-can significantly impact project feasibility and success.
- 3. Aligned Incentives:** When both parties benefit from achieving certain outcomes (like energy savings), there is mutual motivation towards ensuring project efficiency and efficacy.
- 4. Long-term Vision:** Choosing partners who are invested in long-term success rather than short-term gains can facilitate more sustainable solutions that benefit all stakeholders over time.

In conclusion, selecting the right financing partner is pivotal in navigating the complexities inherent in large-scale seasonal HVAC projects. By learning from successful case studies where strategic alignment and innovative financial solutions played central roles, businesses can better position themselves for achieving desired outcomes efficiently and effectively.


About Mobile home

This article is about the prefabricated structure. For the vehicle, see Recreational vehicle. For other uses, see Mobile home (disambiguation).

"Static Caravan" redirects here. For the record label, see Static Caravan Recordings.

"House on wheels" redirects here. For the South Korean variety show, see House on Wheels.

The examples and perspective in this article **deal primarily with the United States and do not represent a worldwide view of the subject**. You may improve this article, discuss the issue on the talk page, or create a new article, as appropriate. *(April 2017) (Learn how and when to remove this message)*




Mobile homes with detached single car garages

- v
- t
- e

Part of a series on

Living spaces



Main

- House: detached
- semi-detached
- terraced
- Apartment
- Bungalow
- Cottage
- Ecohouse
- Green home
- Housing project
- Human outpost
- I-house
- Ranch
- Tenement
- Condominium
- Mixed-use development
- Hotel
- Hostel
- Castle
- Public housing
- Squat
- Flophouse
- Shack
- Slum
- Shanty town
- Villa

Issues

- Affordability
- Affordability in the United States
- Executive housing
- Environmental:
 - design
 - planning
 - racism
- Environmental security
- Eviction
- Fair housing
- Healthiness
- Homelessness
- Housing crisis
- Housing discrimination
- Housing stress
- Overpopulation
- Housing inequality
- Home ownership
- Luxury apartments
- Ownership equity
- Permit
- Rent
- Subprime lending
- Subsidized housing
- Sustainable:
 - architecture
 - development
 - living
- Sustainable city
- Toxic hotspot
- Vagrancy

Society and politics

- Housing First
- Housing subsidy
- NIMBY
- Rapid Re-Housing
- Real estate appraisal
- Real estate bubble
- Real estate economics
- Real estate investing
- Redlining
- Rent regulation
- Right to housing
- Rent control
- Rent strike
- Tenants union
- YIMBY

Other

- Alternative lifestyle
- Assisted living
- Boomtown
- Cottage homes
- Eco-cities
- Ecovillage
- Foster care
- Green building
- Group home
- Halfway house
- Healthy community design
- Homeless shelter
- Hospital
- Local community
- Log house
- Natural building
- Nursing home
- Orphanage
- Prison
- Psychiatric hospital
- Residential care
- Residential treatment center
- Retirement community
- Retirement home
- Supportive housing
- Supported living



image not found or type unknown

Housing portal

A **mobile home** (also known as a **house trailer**, **park home**, **trailer**, or **trailer home**) is a prefabricated structure, built in a factory on a permanently attached chassis before being transported to site (either by being towed or on a trailer). Used as permanent homes, or for holiday or temporary accommodation, they are often left permanently or semi-permanently in one place, but can be moved, and may be required to move from time to time for legal reasons.

Mobile homes share the same historic origins as travel trailers, but today the two are very different, with travel trailers being used primarily as temporary or vacation homes. Behind the cosmetic work fitted at installation to hide the base, mobile homes have strong trailer frames, axles, wheels, and tow-hitches.

History

[edit]


In the United States, this form of housing goes back to the early years of cars and motorized highway travel.^[1] It was derived from the travel trailer (often referred to during the early years as "house trailers" or "trailer coaches"), a small unit with wheels attached permanently, often used for camping or extended travel. The original rationale for this type of housing was its mobility. Units were initially marketed primarily to people whose lifestyle required mobility. However, in the 1950s, the homes began to be marketed primarily as an inexpensive form of housing designed to be set up and left in a location for long periods of time or even permanently installed with a masonry foundation. Previously, units had been eight feet or fewer in width, but in 1956, the 10-foot (3.0 m) wide home ("ten-wide") was introduced, along with the new term "mobile home".^[2]

The homes were given a rectangular shape, made from pre-painted aluminum panels, rather than the streamlined shape of travel trailers, which were usually painted after assembly. All of this helped increase the difference between these homes and home/travel trailers. The smaller, "eight-wide" units could be moved simply with a car, but the larger, wider units ("ten-wide", and, later, "twelve-wide") usually required the services of a professional trucking company, and, often, a special moving permit from a state highway department. During the late 1960s and early 1970s, the homes were made even longer and wider, making the mobility of the units more difficult. Nowadays, when a factory-built home is moved to a location, it is usually kept there permanently and the mobility of the units has considerably decreased. In some states, mobile homes have been taxed as personal property if the wheels remain attached, but as real estate if the wheels are removed. Removal of the tongue and axles may also be a requirement for real estate classification.

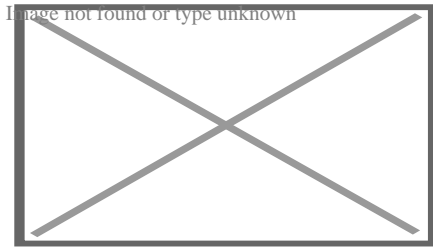
Manufactured home

[edit]

Main article: Manufactured housing



Example of a modern manufactured home in New Alexandria, Pennsylvania.
28 by 60 feet (8.5 m × 18.3 m)




Manufactured home foundation

Mobile homes built in the United States since June 1976, legally referred to as manufactured homes, are required to meet FHA certification requirements and come with attached metal certification tags. Mobile homes permanently installed on owned land are rarely mortgageable, whereas FHA code manufactured homes are mortgageable through VA, FHA, and Fannie Mae.

Many people who could not afford a traditional site-built home, or did not desire to commit to spending a large sum of money on housing, began to see factory-built homes as a viable alternative for long-term housing needs. The units were often marketed as an alternative to apartment rental. However, the tendency of the units of this era to depreciate rapidly in resale value^[citation needed] made using them as collateral for loans much riskier than traditional home loans. Terms were usually limited to less than the thirty-year term typical of the general home-loan market, and interest rates were considerably higher.^[citation needed] In that way, mobile home loans resembled motor vehicle loans more than traditional home mortgage loans.

Construction and sizes

[edit]



Exterior wall assemblies being set in place during manufacture

Mobile homes come in two major sizes, *single-wides* and *double-wides*. Single-wides are 18 feet (5.5 m) or less in width and 90 feet (27 m) or less in length and can be towed to their site as a single unit. Double-wides are 20 feet (6.1 m) or more wide and are 90 feet (27 m) in length or less and are towed to their site in two separate units, which are then joined. *Triple-wides* and even homes with four, five, or more units are also built but less frequently.

While site-built homes are rarely moved, single-wide owners often "trade" or sell their home to a dealer in the form of the reduction of the purchase of a new home. These "used" homes are either re-sold to new owners or to park owners who use them as inexpensive rental units. Single-wides are more likely to be traded than double-wides because removing them from the site is easier. In fact, only about 5% of all double-wides will ever be moved.^[citation needed]


While an EF1 tornado might cause minor damage to a site-built home, it could do significant damage to a factory-built home, especially an older model or one that is not properly secured. Also, structural components (such as windows) are typically weaker than those in site-built homes.^[3] 70 miles per hour (110 km/h) winds can destroy a mobile home in a matter of minutes. Many brands offer optional hurricane straps, which can be used to tie the home to anchors embedded in the ground.

Regulations

[edit]

United States

[edit]



Home struck by tornado

In the United States, mobile homes are regulated by the US Department of Housing and Urban Development (HUD), via the Federal National Manufactured Housing Construction and Safety Standards Act of 1974. This national regulation has allowed many manufacturers to distribute nationwide because they are immune to the jurisdiction of local building authorities.^[4] ^[5] By contrast, producers of modular homes must abide by state and local building codes. There are, however, wind zones adopted by HUD that home builders must follow. For example, statewide, Florida is at least wind zone 2. South Florida is wind zone 3, the strongest wind zone. After Hurricane Andrew in 1992, new standards were adopted for home construction. The codes for building within these wind zones were significantly amended, which has greatly increased their durability. During the 2004 hurricanes in Florida, these standards were put to the test, with great success. Yet, older models continue to face the exposed risk to high winds because of the attachments applied such as carports, porch

and screen room additions. Such areas are exposed to "wind capture" which apply extreme force to the underside of the integrated roof panel systems, ripping the fasteners through the roof pan causing a series of events which destroys the main roof system and the home.

The popularity of the factory-built homes caused complications the legal system was not prepared to handle. Originally, factory-built homes tended to be taxed as vehicles rather than real estate, which resulted in very low property tax rates for their inhabitants. That caused local governments to reclassify them for taxation purposes.

However, even with that change, rapid depreciation often resulted in the home occupants paying far less in property taxes than had been anticipated and budgeted. The ability to move many factory-built homes rapidly into a relatively small area resulted in strains to the infrastructure and governmental services of the affected areas, such as inadequate water pressure and sewage disposal, and highway congestion. That led jurisdictions to begin placing limitations on the size and density of developments.

Early homes, even those that were well-maintained, tended to depreciate over time, much like motor vehicles. That is in contrast to site-built homes which include the land they are built on and tend to appreciate in value. The arrival of mobile homes in an area tended to be regarded with alarm, in part because of the devaluation of the housing potentially spreading to preexisting structures.

This combination of factors has caused most jurisdictions to place zoning regulations on the areas in which factory-built homes are placed, and limitations on the number and density of homes permitted on any given site. Other restrictions, such as minimum size requirements, limitations on exterior colors and finishes, and foundation mandates have also been enacted. There are many jurisdictions that will not allow the placement of any additional factory-built homes. Others have strongly limited or forbidden all single-wide models, which tend to depreciate more rapidly than modern double-wide models.

Apart from all the practical issues described above, there is also the constant discussion about legal fixture and chattels and so the legal status of a trailer is or could be affected by its incorporation to the land or not. This sometimes involves such factors as whether or not the wheels have been removed.

North Carolina

[edit]

The North Carolina Board of Transportation allowed 14-foot-wide homes on the state's roads, but until January 1997, 16-foot-wide homes were not allowed. 41 states allowed 16-foot-wide homes, but they were not sold in North Carolina. Under a trial program

approved January 10, 1997, the wider homes could be delivered on specific roads at certain times of day and travel 10 mph below the speed limit, with escort vehicles in front and behind.^[6]^[7] Eventually, all homes had to leave the state on interstate highways.^[8]

In December 1997, a study showed that the wider homes could be delivered safely, but some opponents still wanted the program to end.^[9] On December 2, 1999, the NC Manufactured Housing Institute asked the state Board of Transportation to expand the program to allow deliveries of 16-foot-wide homes within North Carolina.^[8] A month later, the board extended the pilot program by three months but did not vote to allow shipments within the state.^[10] In June 2000, the board voted to allow 16-foot-side homes to be shipped to other states on more two-lane roads, and to allow shipments in the state east of US 220. A third escort was required, including a law enforcement officer on two-lane roads.^[11]

New York

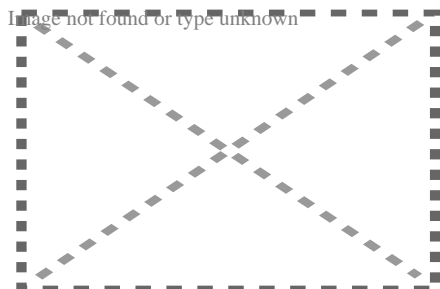
[edit]

In New York State, the Homes and Community Renewal agency tracks mobile home parks and provides regulations concerning them. For example, the agency requires park owners to provide residents with a \$15,000 grant if residents are forced to move when the land is transferred to a new owner. Residents are also granted the right of first refusal for a sale of the park, however, if the owner does not evict tenants for five years, the land sale can go ahead. State law also restricts the annual increase in land lot fee to a cap of 3 percent, unless the landowner demonstrates hardship in a local court, and can then raise the land lot fee by up to 6 percent in a year.^[12]

Mobile home parks

[edit]

Main article: Trailer park



Meadow Lanes Estates Mobile Home Park, Ames, Iowa, August 2010, during a flood

Mobile homes are often sited in land lease communities known as trailer parks (also 'trailer courts', 'mobile home parks', 'mobile home communities', 'manufactured home communities', 'factory-built home communities' etc.); these communities allow homeowners to rent space on which to place a home. In addition to providing space, the site often provides basic utilities such as water, sewer, electricity, or natural gas and other amenities such as mowing, garbage removal, community rooms, pools, and playgrounds.

There are over 38,000^[13] trailer parks in the United States ranging in size from 5 to over 1,000 home sites. Although most parks appeal to meeting basic housing needs, some communities specialize towards certain segments of the market. One subset of mobile home parks, retirement communities, restrict residents to those age 55 and older. Another subset of mobile home parks, seasonal communities, are located in popular vacation destinations or are used as a location for summer homes. In New York State, as of 2019, there were 1,811 parks with 83,929 homes.^[12]

Newer homes, particularly double-wides, tend to be built to much higher standards than their predecessors and meet the building codes applicable to most areas. That has led to a reduction in the rate of value depreciation of most used units.^[14]

Additionally, modern homes tend to be built from materials similar to those used in site-built homes rather than inferior, lighter-weight materials. They are also more likely to physically resemble site-built homes. Often, the primary differentiation in appearance is that factory-built homes tend to have less of a roof slope so that they can be readily transported underneath bridges and overpasses.^[citation needed]

The number of double-wide units sold exceeds the number of single-wides, which is due in part to the aforementioned zoning restrictions. Another reason for higher sales is the spaciousness of double-wide units, which are now comparable to site-built homes. Single-wide units are still popular primarily in rural areas, where there are fewer restrictions. They are frequently used as temporary housing in areas affected by natural disasters when restrictions are temporarily waived.^[citation needed]

Another recent trend has been parks in which the owner of the mobile home owns the lot on which their unit is parked. Some of these communities simply provide land in a homogeneous neighborhood, but others are operated more like condominiums with club homes complete with swimming pools and meeting rooms which are shared by all of the residents, who are required to pay membership fees and dues.


By country

[edit]

Mobile home (or mobile-homes) are used in many European campgrounds to refer to fixed caravans, purpose-built cabins, and even large tents, which are rented by the week or even year-round as cheap accommodation, similar to the US concept of a trailer park. Like many other US loanwords, the term is not used widely in Britain.^[*citation needed*]

United Kingdom


[edit]



A mobile home marketed as a holiday home

Mobile Homes or Static Caravans are popular across the United Kingdom. They are more commonly referred to as Park Homes or Leisure Lodges, depending on if they are marketed as a residential dwelling or as a second holiday home residence.

Residential Mobile homes (park homes) are built to the BS3632 standard. This standard is issued by the British Standards Institute. The institute is a UK body who produce a range of standards for businesses and products to ensure they are fit for purpose. The majority of residential parks in the UK have a minimum age limit for their residents, and are generally marketed as retirement or semi-retirement parks. Holiday Homes, static caravans or holiday lodges aren't required to be built to BS3632 standards, but many are built to the standard.



A static caravan park on the cliffs above Beer, Devon, England

In addition to mobile homes, static caravans are popular across the UK. Static caravans have wheels and a rudimentary chassis with no suspension or brakes and are therefore transported on the back of large flatbed lorries, the axle and wheels being used for movement to the final location when the static caravan is moved by tractor or 4×4. A static caravan normally stays on a single plot for many years and has many of the

modern conveniences normally found in a home.

Mobile homes are designed and constructed to be transportable by road in one or two sections. Mobile homes are no larger than 20 m × 6.8 m (65 ft 7 in × 22 ft 4 in) with an internal maximum height of 3.05 m (10 ft 0 in). Legally, mobile homes can still be defined as "caravans".


Static holiday caravans generally have sleeping accommodation for 6 to 10 people in 2, 3 or 4 bedrooms and on convertible seating in the lounge referred to as a 'pull out bed'. They tend towards a fairly "open-plan" layout, and while some units are double glazed and centrally heated for year-round use, cheaper models without double glazing or central heating are available for mainly summer use. Static caravan holiday homes are intended for leisure use and are available in 10 and 12 ft (3.0 and 3.7 m) widths, a small number in 13 and 14 ft (4.0 and 4.3 m) widths, and a few 16 ft (4.9 m) wide, consisting of two 8 ft (2.4 m) wide units joined. Generally, holiday homes are clad in painted steel panels, but can be clad in PVC, timber or composite materials. Static caravans are sited on caravan parks where the park operator of the site leases a plot to the caravan owner. There are many holiday parks in the UK in which one's own static caravan can be owned. There are a few of these parks in areas that are prone to flooding and anyone considering buying a sited static caravan needs to take particular care in checking that their site is not liable to flooding.

Static caravans can be rented on an ad-hoc basis or purchased. Purchase prices range from £25,000 to £100,000. Once purchased, static caravans have various ongoing costs including insurance, site fees, local authority rates, utility charges, winterisation and depreciation. Depending on the type of caravan and the park these costs can range from £1,000 to £40,000 per year.^[15] Some park owners used to have unfair conditions in their lease contracts but the Office of Fair Trading has produced a guidance document available for download called Unfair Terms in Holiday Caravan Agreements which aims to stop unfair practices.

Israel

[edit]

Main article: Caravan (Israel)



Posting of *caravan* in Mitzpe Hila, Israel, 1982

Many Israeli settlements and outposts are originally composed of caravans (Hebrew: מְדִינָה מְרֻבָּעָה, *caravan*; pl.

מְדִינָה מְרֻבָּעָה, *caravanim*). They are constructed of light metal, are not insulated but can be outfitted with heating and air-conditioning units, water lines, recessed lighting, and floor tiling to function in a full-service capacity. Starting in 2005, prefabricated homes, named *caravillas* (Hebrew: מְדִינָה מְרֻבָּעָה, *caravilla*; pl. מְדִינָה מְרֻבָּעָה, *caravillas*), a portmanteau of the words caravan, and villa, begin to replace mobile homes in many Israeli settlements.

Difference from modular homes

[edit]

Main article: Modular home

Because of similarities in the manufacturing process, some companies build both types in their factories. Modular homes are transported on flatbed trucks rather than being towed, and lack axles and an automotive-type frame. However, some modular homes are towed behind a semi-truck or toter on a frame similar to that of a trailer. The home is usually in two pieces and is hauled by two separate trucks. Each frame has five or more axles, depending on the size of the home. Once the home has reached its location, the axles and the tongue of the frame are then removed, and the home is set on a concrete foundation by a large crane.

Both styles are commonly referred to as factory-built housing, but that term's technical use is restricted to a class of homes regulated by the Federal National Mfd. Housing Construction and Safety Standards Act of 1974.

Most zoning restrictions on the homes have been found to be inapplicable or only applicable to modular homes. That occurs often after considerable litigation on the topic by affected jurisdictions and by plaintiffs failing to ascertain the difference. Most modern modulars, once fully assembled, are indistinguishable from site-built homes. Their roofs are usually transported as separate units. Newer modulars also come with roofs that can be raised during the setting process with cranes. There are also modulars with 2 to 4 storeys.

Gallery

[edit]

Construction starts with the frame.

○

Image not found or type unknown

Construction starts with the
frame.

Interior wall assemblies are attached.

○

Image not found or type unknown

Interior wall assemblies are
attached.

Roof assembly is set atop home.

○

Image not found or type unknown

Roof assembly is set atop
home.

Drywall is completed.

○

Image not found or type unknown

Drywall is completed.

Home is ready for delivery to site.

○

Image not found or type unknown

Home is ready for delivery to site.

- A modern "triple wide" home, designed to look like an adobe home

Image not found or type unknown

A modern "triple wide" home, designed to look like an adobe home
A mobile home is being moved, California.

○

Image not found or type unknown

A mobile home is being moved, California.


- A mobile home being prepared for transport

Image not found or type unknown

A mobile home being prepared for transport

See also

[edit]

-  not found or type unknown Housing portal
- All Parks Alliance for Change
- Campervan
- Construction trailer
- Houseboat
- Manufactured housing
- Modular home
- Motorhome
- Nomadic wagons
- Recreational vehicle
- Reefer container housing units
- Small house movement
- Trailer (vehicle)
- Trailer Park Boys
- Trailer trash
- Vardo
- Prefabricated home

References

[edit]

1. ^ "Part 17, Mobile Home Parks". *ny.gov*.
2. ^ "Mobile Manufactured Homes". *ct.gov*. Retrieved 28 March 2018.
3. ^ "Caravan Repairs? Great Caravan Repair Deals!". *canterburycaravans.com.au*.
4. ^ "Titles for Mobile Homes". *AAA Digest of Motor Laws*.
5. ^ Andrews, Jeff (January 29, 2018). "HUD to explore deregulating manufactured housing". *Curbed*. Archived from the original on 2018-01-29. Retrieved 2019-04-19.
6. ^ Hackett, Thomas (January 11, 1997). "Extra-wide homes to take to the road". *News & Observer*. p. A3.
7. ^ Mitchell, Kirsten B. (January 10, 1997). "Wider trailer transport OK'd". *Star-News*. p. 1A.
8. ^ **a b** Whitacre, Dianne (December 2, 1999). "Mobile-Home Makers Look to Squeeze on N.C. Roads". *The Charlotte Observer*. p. 1C.
9. ^ "Study: Keep Curbs on Transporting Wide Mobile Homes". *The Charlotte Observer*. December 1, 1997. p. 4C.
10. ^ Bonner, Lynn (January 7, 2000). "Program for wide mobile homes extended". *News & Observer*. p. A3.
11. ^ "Wide mobile homes given final approval". *News & Observer*. June 3, 2000. p. A3.
12. ^ **a b** Liberatore, Wendy (January 23, 2022). "Saratoga County's mobile home parks - a sign of an affordable housing crisis". *www.timesunion.com*. Retrieved January 23, 2022.
13. ^ "Database of Mobile Home Parks in the United States". Retrieved 2009-02-17.
14. ^ "Homes". *Answers.com*. Retrieved 2006-09-12.

15. ^ "Cost of a static caravan or lodge". *StaticCaravanExpert*. 28 December 2020. Retrieved 2021-03-07.

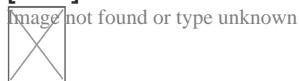
Further reading

[edit]

- Benson, J. E. (1990). Good neighbors: Ethnic relations in Garden City trailer courts. *Urban Anthropology*, 19, 361–386.
- Burch-Brown, C. (1996). *Trailers*. Charlottesville: University Press of Virginia. Text by David Rigsbee.
- Geisler, C. C., & Mitsuda, H. (1987). Mobile-home growth, regulation, and discrimination in upstate New York. *Rural Sociology*, 52, 532–543.
- Hart, J. F., Rhodes, M. J., & Morgan, J. T. (2002). *The unknown world of the mobile home*. Baltimore: Johns Hopkins University Press.
- MacTavish, K. A., & Salamon, S. (2001). Mobile home park on the prairie: A new rural community form. *Rural Sociology*, 66, 487–506.
- Moore, B. (2006). Trailer trash: The world of trailers and mobile homes in the Southwest. Laughlin: *Route 66 Magazine*.
- Thornburg, D. A. (1991). *Galloping bungalows: The rise and demise of the American house trailer*. Hamden: Archon Books.
- Wallis, A. D. (1991). *Wheel estate: The rise and decline of mobile homes*. New York: Oxford University Press.

External links

[edit]



Wikimedia Commons has media related to ***Mobile homes***.

- Regulating body in the UK
- US Federal Manufactured Home Construction and Safety Standards

About Royal Supply Inc

Photo

Image not found or type unknown

Photo

Image not found or type unknown

Photo

Image not found or type unknown

Things To Do in Johnson County

Photo

Image not found or type unknown

9/11 Memorial

4.9 (183)

Photo

Image not found or type unknown

Firefly Forest

3.9 (29)

Photo

Johnson County Museum

4.7 (709)

Photo

Image not found or type unknown

TimberRidge Adventure Center

4.6 (101)

Photo

Image not found or type unknown

Ernie Miller Park & Nature Center

4.7 (890)

Photo

South Lake Park

4.6 (1019)

Driving Directions in Johnson County

Driving Directions From Ambitious Pixels to Royal Supply Inc

Driving Directions From Tapco Products Co to Royal Supply Inc

Driving Directions From Motel 6 Lenexa, KS - Kansas City Southwest to Royal Supply Inc

Driving Directions From Quest Diagnostics to Royal Supply Inc

Driving Directions From EducationDynamics LLC to Royal Supply Inc

Driving Directions From La Quinta Inn by Wyndham Kansas City Lenexa to Royal Supply Inc

https://www.google.com/maps/dir/Extended+Stay+Lenexa+Studios/Royal+Supply+Inc/@38.9466894,7360772,14z/data=!3m1!4b1!4m14!4m13!1m5!1m1!1sChIJQ7Fu9siUwlcRz6z9U2XerR94.7360772!2d38.9513368!1m5!1m1!1sChIJ_XoYwMj7wlcRCNrQGPAF00Y!2m2!1d-94.7597267!2d38.9453734!3e0

https://www.google.com/maps/dir/Braun+Richard+E+MD/Royal+Supply+Inc/@38.9466894,7762569,14z/data=!3m1!4b1!4m14!4m13!1m5!1m1!1sChIJrdOOCVuUwlcRWy6_1PGv94.7762569!2d38.9466855!1m5!1m1!1sChIJ_XoYwMj7wlcRCNrQGPAF00Y!2m2!1d-94.7597267!2d38.9453734!3e3

<https://www.google.com/maps/dir/Life+Time/Royal+Supply+Inc/@38.9641885,-94.7812141,14z/data=!3m1!4b1!4m14!4m13!1m5!1m1!1sChIJSVr6fHCUwlcRLBaYOkXbl>

94.7812141!2d38.9641885!1m5!1m1!1sChIJ_XoYwMj7wlcRCNrQGPAF00Y!2m2!1d-94.7597267!2d38.9453734!3e0

https://www.google.com/maps/dir/Overland+Park/Royal+Supply+Inc/@38.9822282,-94.6707917,14z/data=!3m1!4b1!4m14!4m13!1m5!1m1!1sChIJ0zgmp1GVwlcRyPIEOOtPz94.6707917!2d38.9822282!1m5!1m1!1sChIJ_XoYwMj7wlcRCNrQGPAF00Y!2m2!1d-94.7597267!2d38.9453734!3e3

https://www.google.com/maps/dir/ECS+Inc.+International/Royal+Supply+Inc/@38.9306222,-94.7635766,14z/data=!3m1!4b1!4m14!4m13!1m5!1m1!1sChIJD9e9KG2-wlcREXviM5iw3rc!2m2!1d-94.7635766!2d38.9306222!1m5!1m1!1sChIJ_XoYwMj7wlcRCNrQGPAF00Y!2m2!1d-94.7597267!2d38.9453734!3e0

Driving Directions From Johnson County Museum to Royal Supply Inc

Driving Directions From Heritage Park to Royal Supply Inc

Driving Directions From Overland Park Arboretum & Botanical Gardens to Royal Supply Inc

Driving Directions From Ernie Miller Park & Nature Center to Royal Supply Inc

Driving Directions From Ernie Miller Park & Nature Center to Royal Supply Inc

Driving Directions From Johnson County Museum to Royal Supply Inc

https://www.google.com/maps/dir/South+Lake+Park/Royal+Supply+Inc/@38.9725,-94.6738889,14z/data=!3m1!4b1!4m14!4m13!1m5!1m1!1sunknown!2m2!1d-94.6738889!2d38.9725!1m5!1m1!1sChIJ_XoYwMj7wlcRCNrQGPAF00Y!2m2!1d-94.7597267!2d38.9453734!3e0

https://www.google.com/maps/dir/Ernie+Miller+Park+%26+Nature+Center/Royal+Supply+Inc/94.8409835,14z/data=!3m1!4b1!4m14!4m13!1m5!1m1!1sunknown!2m2!1d-94.8409835!2d38.8967913!1m5!1m1!1sChIJ_XoYwMj7wlcRCNrQGPAF00Y!2m2!1d-94.7597267!2d38.9453734!3e0

https://www.google.com/maps/dir/Heritage+Park/Royal+Supply+Inc/@38.8308502,-94.7528206,14z/data=!3m1!4b1!4m14!4m13!1m5!1m1!1sunknown!2m2!1d-94.7528206!2d38.8308502!1m5!1m1!1sChIJ_XoYwMj7wlcRCNrQGPAF00Y!2m2!1d-94.7597267!2d38.9453734!3e0

https://www.google.com/maps/dir/South+Lake+Park/Royal+Supply+Inc/@38.9725,-94.6738889,14z/data=!3m1!4b1!4m14!4m13!1m5!1m1!1sunknown!2m2!1d-94.6738889!2d38.9725!1m5!1m1!1sChIJ_XoYwMj7wlcRCNrQGPAF00Y!2m2!1d-94.7597267!2d38.9453734!3e0

Reviews for Royal Supply Inc

Royal Supply Inc

Image not found or type unknown

Donald Waggoner

(4)

I received a furnace installment from this place and was extremely happy with the furnace installation, but during the installation, they did something to completely make my hot water heater not work. They installed it on Friday at noon, and by the time I realized I had no hot water, it's after they closed, which left me with no hot water. Update: I had to call someone else out to help get my hot water heater fixed and operating correctly. While I am extremely grateful to the company for installing a great furnace, my final review will stay at 4 stars for the fact that the team did not address the hot water heater back to working order. I may use them for further things in the future, but I must leave this review to help others not have the same issues as me.

Royal Supply Inc

Image not found or type unknown

Caleb Roye

(5)

incredibly helpful staff. very educated on products and installation.

Royal Supply Inc

Image not found or type unknown

william mann

(5)

Needed an exterior door in a hurry after storm damaged mine. All the big box stores were days or weeks out on a 34x76 door. Google lead me here, I went in, asked if he had one that size, took me in their warehouse and showed me several options. Found a door I liked, and they had all the additional hardware to install I needed. One stop shop, friendly and helpful. Priced right too.

Royal Supply Inc

Image not found or type unknown

Ashley Foster

(5)

In a rush we had to replace our tub/surround in our home. We ordered online with another supplier and had a HORRIBLE experience. A friend recommended Royal Supply and they had exactly what we needed. We paid, loaded our trailer and were gone in less than 15 minutes. They are friendly and very helpful. Would definitely recommend to family and friends.

Royal Supply Inc

Image not found or type unknown

J.

(1)

Terrible AC install. Skipped on 90°c fittings for the electric conduit under my house, they used black electrical tape instead, I look under my house to find bare wires that are not in a conduit which is an electrical safety no no and could lead to my house burning down. Left a massive gaping hole in my insulation leaving me to deal with itchy fiberglass myself which I only discovered after a summer of high electricity bills due to terrible insulation.

Selecting the Right Financing Partner for Big Projects [View GBP](#)

Check our other pages :

- [Recognizing OSHA Mandates on Workplace Safety](#)
- [Understanding Flat Rate Pricing vs Hourly Billing](#)
- [Exploring Credit Options for Mobile Home Repairs](#)
- [Following Guidelines for Proper Refrigerant Handling](#)

Frequently Asked Questions

What factors should I consider when evaluating a financing partner for my seasonal HVAC project?

Consider factors such as interest rates, repayment terms, flexibility in funding amounts, and the lender's experience with similar projects. Also assess their reputation, customer service, and any additional services they provide that could benefit your project.

How can I determine if a financing partner understands the specific needs of an HVAC project?

Look for partners who have a proven track record in funding HVAC projects. Ask for references from past clients with similar projects and inquire about their knowledge of industry-specific challenges like seasonality, equipment costs, and energy efficiency requirements.

What types of financing options should I explore for a large seasonal HVAC project?

Explore options such as equipment loans or leases, lines of credit specifically tailored to construction or upgrades, and specialized energy efficiency financing programs. Compare these against traditional business loans to find the most cost-effective solution.

How does seasonality impact financing decisions for an HVAC project?

Seasonality affects cash flow predictions and repayment schedules. Choose a partner who offers flexible payment structures that align with peak revenue periods typical in HVAC businesses. This alignment ensures you maintain liquidity during off-peak seasons while meeting financial obligations comfortably.

Royal Supply Inc

Phone : +18164837979

City : Lenexa

State : KS

Zip : 66215

Address : Unknown Address

Google Business Profile

Company Website : <https://royal-durhamsupply.com/locations/lenexa-kansas/>

Sitemap

Privacy Policy

About Us