



- **Approaches to Funding Major System Upgrades**  
**Approaches to Funding Major System Upgrades Understanding Flat Rate Pricing vs Hourly Billing Considering Payment Plans for Costly Equipment Exploring Credit Options for Mobile Home Repairs Evaluating Interest Rates on HVAC Financing Deciding Between Cash Payment and Loan Assistance Using Budget Planning to Manage HVAC Expenses Applying for Low Interest Home Improvement Loans Strategies for Saving on Seasonal Tune Up Costs Discussing Payment Flexibility with HVAC Providers Tracking Monthly Expenses to Avoid Overextension Selecting the Right Financing Partner for Big Projects**
- **Reviewing EPA Compliance Requirements for HVAC Work**  
**Reviewing EPA Compliance Requirements for HVAC Work Understanding Local Permit Processes for Mobile Home Projects Following Guidelines for Proper Refrigerant Handling Recognizing OSHA Mandates on Workplace Safety Steps for Meeting State Licensing Obligations Checking Zoning Rules for External AC Installations Ensuring Adequate Ventilation to Meet Code Standards Maintaining Indoor Air Quality Through Compliance Importance of Safety Gear for HVAC Technicians Documenting Work to Verify Code Adherence Identifying Common Violations During Inspections Coordinating with Local Authorities for Larger Renovations**
- **About Us**



Navigating the maze of state-specific licensing regulations can be a daunting task for businesses and professionals alike. Whether you are an entrepreneur launching a new venture, a healthcare professional relocating to another state, or a contractor expanding your services across state lines, understanding and meeting state licensing obligations is crucial for legal compliance and operational success.

The first step in researching state-specific licensing regulations is identifying the specific licenses or permits required for your particular industry. Each state has its own regulatory framework and requirements that vary significantly based on the nature of the business or profession. For instance, while some states may require general business licenses, others might demand additional permits specific to certain trades or professions such as real estate, medical practice, or construction.

Once you've identified the necessary licenses, it's important to gather detailed information about the application process. Thermostat settings should be adjusted to match seasonal needs in mobile homes **mobile home hvac systems** weather. This typically involves visiting official state websites or contacting relevant regulatory bodies directly. Many states provide comprehensive resources online that outline application procedures, fees involved, and documentation needed. It's essential to pay close attention to these details as missing paperwork or incorrect submissions can result in delays or even denial of licensure.

Another critical aspect is understanding the timelines associated with obtaining a license. Processing times can vary greatly from one state to another and depending on the type of license sought. Therefore, planning ahead is vital to ensure that your business operations are not hindered by unexpected waiting periods.

Moreover, staying informed about ongoing changes in regulation is crucial since legislation concerning licensing requirements can evolve over time. Subscribing to updates from relevant regulatory agencies or joining professional associations can be beneficial for staying abreast of any amendments that could affect your licensing status.

Furthermore, some professions may require proof of continuing education as part of their licensing obligations. It's important to verify if such requirements exist in your field and make arrangements accordingly. Fulfilling continuing education credits not only ensures compliance but also enhances professional development.

For those expanding into multiple states, considering hiring a consultant who specializes in multi-state compliance might be advantageous. These experts possess extensive knowledge about interstate regulatory nuances and can offer valuable guidance through complex legal landscapes.

In conclusion, thorough research and proactive management are key when dealing with state-specific licensing regulations. By carefully identifying requirements, understanding processes and timelines, monitoring legislative changes, fulfilling educational prerequisites if necessary, and seeking expert advice when needed - individuals and businesses can effectively meet their licensing obligations while mitigating potential risks associated with non-compliance.

Embarking on the journey of obtaining a state license for your business or profession is akin to preparing for an important expedition. One of the most crucial stages in this journey is compiling the necessary documentation for licensing applications, a task that requires meticulous attention to detail and a thorough understanding of the specific requirements set forth by the state. This step is not merely about gathering paperwork; it involves ensuring that each document meets the state's stipulations and supports your application effectively.

The first step in this process is research. Understanding what documents are required is fundamental, as each state may have distinct regulations and prerequisites depending on the type of license you are seeking. Whether it's a business license, professional certification, or another form of official approval, each has its own set of guidelines. Therefore, reviewing the official state licensing website or consulting with a legal expert familiar with local laws can provide clarity and direction.

Once you have identified the required documents, organization becomes key. Compiling these documents in an orderly manner will streamline both your preparation process and the review process conducted by state officials. Typically required documents include identification proofs such as social security numbers or tax identification numbers, proof of residency if applicable, educational qualifications or certifications pertinent to your field, and financial statements demonstrating fiscal responsibility.

Additionally, be prepared to include any supplementary materials that might strengthen your application. This could involve letters of recommendation from peers in your industry, evidence of prior work experience relevant to your field, or any additional training certificates acquired beyond formal education.

Accuracy and completeness in documentation cannot be overstated. Each document should be thoroughly reviewed for accuracy-ensuring names are spelled correctly, dates align with records, and all information is up-to-date reduces potential obstacles during processing. Inaccuracies can lead to delays or even rejections which can be time-consuming setbacks.

Furthermore, certain applications may necessitate notarization or require specific forms to be filled out under oath. Familiarizing yourself with these nuances ahead of time ensures you're not caught off guard at later stages.

Finally, consider maintaining digital backups of all submissions as well as physical copies where possible. This not only provides you with peace of mind but also ensures you have access to vital information should any discrepancies arise during evaluation.

In conclusion, compiling necessary documentation for licensing applications is a comprehensive task requiring diligence and foresight. By conducting thorough research into state-specific requirements; organizing all paperwork systematically; emphasizing accuracy; accommodating additional supporting documents; understanding procedural intricacies like notarization; and safeguarding copies through digital means-you position yourself advantageously towards meeting state licensing obligations efficiently. Such preparation underscores both professionalism and commitment towards achieving compliance within regulated frameworks established by governing bodies-a foundational step towards successfully securing licensure approval from authorities overseeing industry standards across various states nationwide.

## **More About Us**

**Janeznovak1702**



## **What Yelp Says About Us**


Mobile Home Hvac Service



## **How to reach us**

Mobile Home Hvac Repair





Posted by on

Posted by on

Posted by on

# Government Grants and Incentive Programs for Energy Efficiency

Navigating the intricate landscape of state licensing obligations can often feel like embarking on a daunting journey filled with numerous checkpoints. One of the most critical milestones in this process is scheduling and preparing for the required examinations. These exams are designed to ensure that individuals possess the necessary knowledge and skills to practice their chosen profession safely and competently. While the prospect of taking these tests may

seem overwhelming, approaching them systematically can significantly enhance your chances of success.

The first step in this journey is understanding the specific requirements set forth by your state's licensing board. Each state has unique prerequisites regarding which examinations are necessary, along with deadlines for registration and completion. It is crucial to research these details well in advance to avoid any last-minute surprises. This initial planning phase sets a solid foundation for the rest of your preparation process.

Once you have a clear understanding of what exams you need to take, it's time to schedule them strategically. Consider your personal commitments, work schedule, and other responsibilities when selecting dates for your exams. Giving yourself ample time between each test not only reduces stress but also allows for focused preparation tailored to each subject area. Additionally, registering early can sometimes offer more flexibility in choosing preferred testing locations and times.

With exam dates firmly on your calendar, shift your focus towards preparation. Begin by gathering study materials that align closely with the examination content outlines provided by the licensing board or exam administrators. These resources might include textbooks, online courses, practice tests, or study groups—each offering unique benefits that cater to different learning styles.

Creating a detailed study plan is integral to effective preparation. Break down the material into manageable sections and assign specific topics to each day or week leading up to the exam date. This structured approach ensures comprehensive coverage without feeling inundated by information at once. Additionally, incorporating regular review sessions helps reinforce knowledge and identify areas needing extra attention.

Utilizing practice exams can be particularly beneficial as they simulate actual testing conditions while highlighting strengths and weaknesses in your understanding of the material. They also help acclimate you to time constraints inherent in real examinations, thereby boosting confidence as test day approaches.

Aside from intellectual readiness, physical and mental well-being play pivotal roles in successful exam performance. Ensure adequate rest leading up to test days; fatigue can impair concentration and recall abilities during critical moments. Also consider incorporating

stress-relief techniques such as meditation or exercise into daily routines-these practices promote clarity of thought under pressure.

Finally, familiarize yourself with logistical aspects related to test-day procedures: know what identification documents are required upon arrival at testing centers; understand policies regarding permissible items within examination rooms; confirm travel routes if attending an unfamiliar location-all these details prevent unnecessary anxiety when it matters most.

In conclusion, meeting state licensing obligations through successfully navigating required examinations demands careful planning paired with diligent preparation efforts over time-factors entirely within one's control yet often underestimated amidst broader licensure processes themselves! By systematically scheduling tests based on individual needs while concurrently engaging thoughtfully organized study regimens supported by self-care habits throughout preparatory periods alike-you empower yourself not only towards passing scores but ultimately achieving professional aspirations beyond mere permission alone!



# Exploring Private Sector Investment Opportunities

Navigating the complexities of meeting state licensing obligations can often feel like a daunting journey, one filled with numerous steps and critical deadlines. Among these essential steps, submitting the application and paying the associated fees stand as pivotal milestones on the path to obtaining your professional license. Successfully completing this phase not only brings

you closer to achieving compliance but also signifies a commitment to uphold the standards and regulations set forth by your respective industry.

The process of submitting an application is more than just filling out forms; it represents a formal declaration of your readiness and qualifications to enter your chosen field. Typically, this stage requires meticulous attention to detail, as incomplete or incorrect applications can lead to significant delays or even denials. It is crucial to gather all necessary documentation beforehand, which may include proof of education, work experience, certifications, and sometimes letters of recommendation. Ensuring that all information is accurate and up-to-date allows for a smoother review process by the licensing board.

Equally important is understanding the specific requirements outlined by your state's regulatory agency. Each state may have its own set of criteria and guidelines that must be adhered to strictly. These could range from background checks to specific exams that test your proficiency in the field. Familiarizing yourself with these prerequisites early on will help prevent any last-minute surprises that could hinder your progress.

Once the application has been meticulously prepared, attention turns toward the payment of associated fees. These fees are not merely bureaucratic hurdles; they are vital components that support regulatory bodies in maintaining high standards within professions. The cost structure can vary significantly depending on the type of license sought and the state in which you are applying. It's wise to budget for these expenses ahead of time as they can sometimes be substantial.

Timeliness plays a critical role throughout this process. Late submissions or delayed payments can result in penalties or forfeiture of application consideration altogether. Therefore, it's prudent to keep track of all relevant deadlines and ensure compliance well before they arrive.

In conclusion, submitting an application and paying associated fees are fundamental steps in fulfilling state licensing obligations. They require careful preparation, financial planning, and adherence to deadlines—each aspect crucial for advancing toward professional licensure. While this phase demands effort and diligence, it ultimately lays down a foundational layer upon which a successful career can be built within regulated professions. By approaching each task with precision and foresight, applicants position themselves favorably on their journey toward licensure success.

# Crowdfunding as a Community-Based Funding Approach

Navigating the labyrinth of state licensing obligations can often feel like a daunting task for professionals across various fields. Understanding continuing education and renewal requirements is essential to maintaining the validity of a professional license and ensuring that one remains in good standing within their industry. While these requirements may vary significantly from one state to another, certain steps can help streamline the process and ensure compliance.

First and foremost, it is crucial to thoroughly research the specific licensing requirements for your profession within your particular state. Each state has its own set of rules and regulations governing professional licenses, including how often they must be renewed and what educational components are necessary. This information can typically be found on the website of the relevant state licensing board or agency. Staying informed about any changes or updates in these requirements is equally important, as regulations can evolve over time.

Once you have a clear understanding of what is required, the next step involves fulfilling continuing education (CE) requirements. Continuing education serves as a mechanism to ensure that professionals remain knowledgeable about advancements and best practices in their field. Engaging in CE activities not only fulfills regulatory obligations but also enhances one's skills and expertise. To meet these requirements efficiently, create a plan that outlines which courses or activities you will undertake, when they will occur, and how they fit into your renewal timeline.

It is also beneficial to maintain organized records of all completed continuing education activities. Documentation such as certificates of completion or transcripts serves as evidence that you have met the CE requirements should you ever need to provide proof during an audit

or inquiry by your licensing board. Many boards require this documentation at the time of license renewal, so having it readily accessible can save time and reduce stress during the application process.

When it comes time to renew your license, adhere strictly to deadlines set forth by your state's licensing authority. Late submissions can result in penalties, fines, or even temporary suspension of your license until all criteria are met. Many states offer online portals for convenient submission of renewal applications; familiarizing yourself with these systems ahead of time can make for a smoother experience.

In some cases, additional steps such as background checks or fees may be part of the renewal process. Be prepared financial-wise for any associated costs and allow adequate time for processing any additional paperwork that might be required.

Finally, consider engaging with professional organizations related to your field which often provide resources such as workshops, seminars, and networking opportunities tailored towards helping members fulfill their continuing education needs effectively.

In conclusion, while meeting state licensing obligations requires diligence and organization, approaching each step methodically ensures continued compliance without unnecessary complications. By staying informed about specific requirements, actively engaging in continuing education activities, keeping thorough records, adhering to deadlines diligently-all while leveraging available resources-professionals can navigate their state's licensing landscape with confidence and ease.

# **Innovative Financing Models: Energy-as-a-Service (EaaS) Contracts**



Maintaining compliance with state regulations once licensed is a crucial aspect of running any business or professional practice. While obtaining a license can be a challenging and often rigorous process, the journey does not end there. Ensuring ongoing compliance requires continuous effort, vigilance, and adaptability to changing laws and standards. Here are several key steps to effectively meet state licensing obligations.

First and foremost, it is essential to have a thorough understanding of the specific regulations that pertain to your industry or profession. This involves not only familiarizing yourself with the initial licensing requirements but also staying informed about any updates or changes in legislation that may affect your operations. Subscribing to industry newsletters, attending relevant workshops or seminars, and maintaining membership in professional associations can be invaluable resources for keeping abreast of regulatory changes.

Once you are well-versed in the applicable regulations, developing a robust compliance plan is critical. This plan should outline the procedures and policies necessary to adhere to legal requirements consistently. It might include guidelines for record-keeping, safety protocols, employee training programs, and customer data protection measures. Having a documented plan ensures that all members of your organization are aware of their responsibilities regarding compliance.

Regular audits and assessments are another vital step in maintaining compliance. These evaluations help identify any areas where your operations may be falling short of regulatory standards. Conducting internal audits allows you to address potential issues proactively before they escalate into more significant problems that could attract penalties or jeopardize your license. In some cases, it may be beneficial to engage third-party experts who can provide an objective assessment of your compliance status.

Training and education play a pivotal role in sustaining compliance efforts over time. Ensuring that all employees understand the importance of following regulations and know how to implement them in their daily tasks is essential for avoiding unintentional breaches. Regular training sessions can reinforce desired behaviors and keep everyone updated on new rules or procedures.

Another important consideration is maintaining open lines of communication with regulatory bodies. Establishing relationships with local regulators can facilitate smoother interactions when seeking guidance or clarification on complex issues. Moreover, demonstrating

transparency and cooperation during inspections or inquiries reinforces your commitment to operating within legal boundaries.


Finally, cultivating a culture of ethical conduct within your organization supports sustained compliance efforts. When leadership models integrity and accountability, it sets a standard for all employees to emulate. Encouraging an environment where ethical considerations are prioritized alongside business objectives helps build trust both internally among staff members and externally with clients or customers.

In conclusion, maintaining compliance with state regulations once licensed demands ongoing dedication and strategic planning. By comprehensively understanding relevant laws, implementing effective procedures through a detailed compliance plan, conducting regular audits, prioritizing training initiatives, fostering communication with regulators, and promoting an ethical workplace culture-businesses can successfully navigate their legal obligations while supporting long-term success. Compliance should not be viewed simply as an obligation but rather as an integral part of responsible business practice that safeguards reputation while ensuring operational sustainability amidst evolving landscapes.

## About Mobile home

This article is about the prefabricated structure. For the vehicle, see Recreational vehicle. For other uses, see Mobile home (disambiguation). "Static Caravan" redirects here. For the record label, see Static Caravan Recordings. "House on wheels" redirects here. For the South Korean variety show, see House on Wheels.

The examples and perspective in this article **deal primarily with the United States** and **do not represent a worldwide view of the subject**. You may improve this article, discuss the issue on the talk page, or create a new article, as appropriate. (April 2017) (*Learn how and when to remove this message*)



Mobile homes with detached single car garages

- v
- t

- e

Part of a series on

## Living spaces

Image not found or type unknown



---

### Main

- House: detached
- semi-detached
- terraced
- Apartment
- Bungalow
- Cottage
- Ecohouse
- Green home
- Housing project
- Human outpost
- I-house
- Ranch
- Tenement
- Condominium
- Mixed-use development
- Hotel
- Hostel
- Castle
- Public housing
- Squat
- Flophouse
- Shack
- Slum
- Shanty town
- Villa

---

## Issues

- Affordability
- Affordability in the United States
- Executive housing
- Environmental:
- design
- planning
- racism
- Environmental security
- Eviction
- Fair housing
- Healthiness
- Homelessness
- Housing crisis
- Housing discrimination
- Housing stress
- Overpopulation
- Housing inequality
- Home ownership
- Luxury apartments
- Ownership equity
- Permit
- Rent
- Subprime lending
- Subsidized housing
- Sustainable:
- architecture
- development
- living
- Sustainable city
- Toxic hotspot
- Vagrancy

---

## Society and politics

- Housing First
- Housing subsidy
- NIMBY
- Rapid Re-Housing
- Real estate appraisal
- Real estate bubble
- Real estate economics
- Real estate investing
- Redlining
- Rent regulation
- Right to housing
- Rent control
- Rent strike
- Tenants union
- YIMBY

---

## Other

- Alternative lifestyle
- Assisted living
- Boomtown
- Cottage homes
- Eco-cities
- Ecovillage
- Foster care
- Green building
- Group home
- Halfway house
- Healthy community design
- Homeless shelter
- Hospital
- Local community
- Log house
- Natural building
- Nursing home
- Orphanage
- Prison
- Psychiatric hospital
- Residential care
- Residential treatment center
- Retirement community
- Retirement home
- Supportive housing
- Supported living



image not found or type unknown

**Housing portal**

A **mobile home** (also known as a **house trailer**, **park home**, **trailer**, or **trailer home**) is a prefabricated structure, built in a factory on a permanently attached chassis before being transported to site (either by being towed or on a trailer). Used as permanent homes, or for holiday or temporary accommodation, they are often left permanently or semi-permanently in one place, but can be moved, and may be required to move from time to time for legal reasons.

Mobile homes share the same historic origins as travel trailers, but today the two are very different, with travel trailers being used primarily as temporary or vacation homes. Behind the cosmetic work fitted at installation to hide the base, mobile homes have strong trailer frames, axles, wheels, and tow-hitches.

## History

[edit]


In the United States, this form of housing goes back to the early years of cars and motorized highway travel.<sup>[1]</sup> It was derived from the travel trailer (often referred to during the early years as "house trailers" or "trailer coaches"), a small unit with wheels attached permanently, often used for camping or extended travel. The original rationale for this type of housing was its mobility. Units were initially marketed primarily to people whose lifestyle required mobility. However, in the 1950s, the homes began to be marketed primarily as an inexpensive form of housing designed to be set up and left in a location for long periods of time or even permanently installed with a masonry foundation. Previously, units had been eight feet or fewer in width, but in 1956, the 10-foot (3.0 m) wide home ("ten-wide") was introduced, along with the new term "mobile home".<sup>[2]</sup>

The homes were given a rectangular shape, made from pre-painted aluminum panels, rather than the streamlined shape of travel trailers, which were usually painted after assembly. All of this helped increase the difference between these homes and home/travel trailers. The smaller, "eight-wide" units could be moved simply with a car, but the larger, wider units ("ten-wide", and, later, "twelve-wide") usually required the services of a professional trucking company, and, often, a special moving permit from a state highway department. During the late 1960s and early 1970s, the homes were made even longer and wider, making the mobility of the units more difficult. Nowadays, when a factory-built home is moved to a location, it is usually kept there permanently and the mobility of the units has considerably decreased. In some states, mobile homes have been taxed as personal property if the wheels remain attached, but as real estate if the wheels are removed. Removal of the tongue and axles may also be a requirement for real estate classification.


## Manufactured home

[edit]

## Main article: Manufactured housing



Example of a modern manufactured home in New Alexandria, Pennsylvania. 28 by 60 feet (8.5 m × 18.3 m)




Manufactured home foundation

Mobile homes built in the United States since June 1976, legally referred to as manufactured homes, are required to meet FHA certification requirements and come with attached metal certification tags. Mobile homes permanently installed on owned land are rarely mortgageable, whereas FHA code manufactured homes are mortgageable through VA, FHA, and Fannie Mae.

Many people who could not afford a traditional site-built home, or did not desire to commit to spending a large sum of money on housing, began to see factory-built homes as a viable alternative for long-term housing needs. The units were often marketed as an alternative to apartment rental. However, the tendency of the units of this era to depreciate rapidly in resale value<sup>[*citation needed*]</sup> made using them as collateral for loans much riskier than traditional home loans. Terms were usually limited to less than the thirty-year term typical of the general home-loan market, and interest rates were considerably higher.<sup>[*citation needed*]</sup> In that way, mobile home loans resembled motor vehicle loans more than traditional home mortgage loans.

### Construction and sizes

[edit]



Exterior wall assemblies being set in place during manufacture

Mobile homes come in two major sizes, *single-wides* and *double-wides*. Single-wides are 18 feet (5.5 m) or less in width and 90 feet (27 m) or less in length and can be towed to their site as a single unit. Double-wides are 20 feet (6.1 m) or more wide and are 90 feet (27 m) in length or less and are towed to their site in two separate units, which are then joined. *Triple-wides* and even homes with four, five, or more units are also built but less frequently.

While site-built homes are rarely moved, single-wide owners often "trade" or sell their home to a dealer in the form of the reduction of the purchase of a new home. These "used" homes are either re-sold to new owners or to park owners who use them as inexpensive rental units. Single-wides are more likely to be traded than double-wides because removing them from the site is easier. In fact, only about 5% of all double-wides will ever be moved.<sup>[citation needed]</sup>


While an EF1 tornado might cause minor damage to a site-built home, it could do significant damage to a factory-built home, especially an older model or one that is not properly secured. Also, structural components (such as windows) are typically weaker than those in site-built homes.<sup>[3]</sup> 70 miles per hour (110 km/h) winds can destroy a mobile home in a matter of minutes. Many brands offer optional hurricane straps, which can be used to tie the home to anchors embedded in the ground.

## Regulations

[edit]

## United States

[edit]



Home struck by tornado



In the United States, mobile homes are regulated by the US Department of Housing and Urban Development (HUD), via the Federal National Manufactured Housing Construction and Safety Standards Act of 1974. This national regulation has allowed many manufacturers to distribute nationwide, because they are immune to the jurisdiction of local building authorities.<sup>[4]</sup> <sup>[5]</sup> By contrast, producers of modular homes must abide by state and local building codes. There are, however, wind zones adopted by HUD that home builders must follow. For example, statewide, Florida is at least wind zone 2. South Florida is wind zone 3, the strongest wind zone. After Hurricane Andrew in 1992, new standards were adopted for home construction. The codes for building within these wind zones were significantly amended, which has greatly increased their durability. During the 2004 hurricanes in Florida, these standards were put to the test, with great success. Yet, older models continue to face the exposed risk to high winds because of the attachments applied such as carports, porch and screen room additions. Such areas are exposed to "wind capture" which apply extreme force to the underside of the integrated roof panel systems, ripping the fasteners through the roof pan causing a series of events which destroys the main roof system and the home.

The popularity of the factory-built homes caused complications the legal system was not prepared to handle. Originally, factory-built homes tended to be taxed as vehicles rather than real estate, which resulted in very low property tax rates for their inhabitants. That caused local governments to reclassify them for taxation purposes.

However, even with that change, rapid depreciation often resulted in the home occupants paying far less in property taxes than had been anticipated and budgeted. The ability to move many factory-built homes rapidly into a relatively small area resulted in strains to the infrastructure and governmental services of the affected areas, such as inadequate water pressure and sewage disposal, and highway congestion. That led jurisdictions to begin placing limitations on the size and density of developments.

Early homes, even those that were well-maintained, tended to depreciate over time, much like motor vehicles. That is in contrast to site-built homes which include the land they are built on and tend to appreciate in value. The arrival of mobile homes in an area tended to be regarded with alarm, in part because of the devaluation of the housing potentially spreading to preexisting structures.

This combination of factors has caused most jurisdictions to place zoning regulations on the areas in which factory-built homes are placed, and limitations on the number and density of homes permitted on any given site. Other restrictions, such as minimum size requirements, limitations on exterior colors and finishes, and foundation mandates have also been enacted. There are many jurisdictions that will not allow the placement of any additional factory-built homes. Others have strongly limited or forbidden all single-wide models, which tend to depreciate more rapidly than modern double-wide models.

Apart from all the practical issues described above, there is also the constant discussion about legal fixture and chattels and so the legal status of a trailer is or could be affected by its incorporation to the land or not. This sometimes involves such factors as whether or not

the wheels have been removed.

## North Carolina

[edit]

The North Carolina Board of Transportation allowed 14-foot-wide homes on the state's roads, but until January 1997, 16-foot-wide homes were not allowed. 41 states allowed 16-foot-wide homes, but they were not sold in North Carolina. Under a trial program approved January 10, 1997, the wider homes could be delivered on specific roads at certain times of day and travel 10 mph below the speed limit, with escort vehicles in front and behind.<sup>[6]</sup><sup>[7]</sup> Eventually, all homes had to leave the state on interstate highways.<sup>[8]</sup>

In December 1997, a study showed that the wider homes could be delivered safely, but some opponents still wanted the program to end.<sup>[9]</sup> On December 2, 1999, the NC Manufactured Housing Institute asked the state Board of Transportation to expand the program to allow deliveries of 16-foot-wide homes within North Carolina.<sup>[8]</sup> A month later, the board extended the pilot program by three months but did not vote to allow shipments within the state.<sup>[10]</sup> In June 2000, the board voted to allow 16-foot-side homes to be shipped to other states on more two-lane roads, and to allow shipments in the state east of US 220. A third escort was required, including a law enforcement officer on two-lane roads.<sup>[11]</sup>

## New York

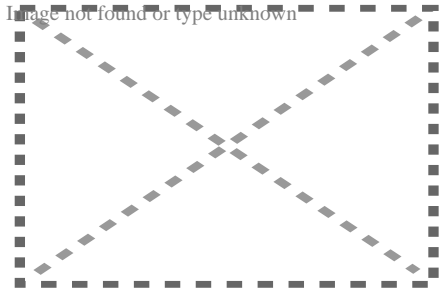
[edit]

In New York State, the Homes and Community Renewal agency tracks mobile home parks and provides regulations concerning them. For example, the agency requires park owners to provide residents with a \$15,000 grant if residents are forced to move when the land is transferred to a new owner. Residents are also granted the right of first refusal for a sale of the park, however, if the owner does not evict tenants for five years, the land sale can go ahead. State law also restricts the annual increase in land lot fee to a cap of 3 percent, unless the landowner demonstrates hardship in a local court, and can then raise the land lot fee by up to 6 percent in a year.<sup>[12]</sup>

## Mobile home parks

[edit]

Main article: Trailer park



Meadow Lanes Estates Mobile Home Park, Ames, Iowa, August 2010, during a flood

Mobile homes are often sited in land lease communities known as trailer parks (also 'trailer courts', 'mobile home parks', 'mobile home communities', 'manufactured home communities', 'factory-built home communities' etc.); these communities allow homeowners to rent space on which to place a home. In addition to providing space, the site often provides basic utilities such as water, sewer, electricity, or natural gas and other amenities such as mowing, garbage removal, community rooms, pools, and playgrounds.

There are over 38,000<sup>[13]</sup> trailer parks in the United States ranging in size from 5 to over 1,000 home sites. Although most parks appeal to meeting basic housing needs, some communities specialize towards certain segments of the market. One subset of mobile home parks, retirement communities, restrict residents to those age 55 and older. Another subset of mobile home parks, seasonal communities, are located in popular vacation destinations or are used as a location for summer homes. In New York State, as of 2019, there were 1,811 parks with 83,929 homes.<sup>[12]</sup>

Newer homes, particularly double-wides, tend to be built to much higher standards than their predecessors and meet the building codes applicable to most areas. That has led to a reduction in the rate of value depreciation of most used units.<sup>[14]</sup>

Additionally, modern homes tend to be built from materials similar to those used in site-built homes rather than inferior, lighter-weight materials. They are also more likely to physically resemble site-built homes. Often, the primary differentiation in appearance is that factory-built homes tend to have less of a roof slope so that they can be readily transported underneath bridges and overpasses.<sup>[citation needed]</sup>

The number of double-wide units sold exceeds the number of single-wides, which is due in part to the aforementioned zoning restrictions. Another reason for higher sales is the spaciousness of double-wide units, which are now comparable to site-built homes. Single-wide units are still popular primarily in rural areas, where there are fewer restrictions. They are frequently used as temporary housing in areas affected by natural disasters when restrictions are temporarily waived.<sup>[citation needed]</sup>

Another recent trend has been parks in which the owner of the mobile home owns the lot on which their unit is parked. Some of these communities simply provide land in a homogeneous neighborhood, but others are operated more like condominiums with club homes complete with swimming pools and meeting rooms which are shared by all of the

residents, who are required to pay membership fees and dues.


## By country

[edit]

Mobile home (or mobile-homes) are used in many European campgrounds to refer to fixed caravans, purpose-built cabins, and even large tents, which are rented by the week or even year-round as cheap accommodation, similar to the US concept of a trailer park. Like many other US loanwords, the term is not used widely in Britain.<sup>[*citation needed*]</sup>

## United Kingdom


[edit]



A mobile home marketed as a holiday home

Mobile Homes or Static Caravans are popular across the United Kingdom. They are more commonly referred to as Park Homes or Leisure Lodges, depending on if they are marketed as a residential dwelling or as a second holiday home residence.

Residential Mobile homes (park homes) are built to the BS3632 standard. This standard is issued by the British Standards Institute. The institute is a UK body who produce a range of standards for businesses and products to ensure they are fit for purpose. The majority of residential parks in the UK have a minimum age limit for their residents, and are generally marketed as retirement or semi-retirement parks. Holiday Homes, static caravans or holiday lodges aren't required to be built to BS3632 standards, but many are built to the standard.



A static caravan park on the cliffs above Beer, Devon, England

In addition to mobile homes, static caravans are popular across the UK. Static caravans have wheels and a rudimentary chassis with no suspension or brakes and are therefore transported on the back of large flatbed lorries, the axle and wheels being used for movement to the final location when the static caravan is moved by tractor or 4×4. A static caravan normally stays on a single plot for many years and has many of the modern conveniences normally found in a home.

Mobile homes are designed and constructed to be transportable by road in one or two sections. Mobile homes are no larger than 20 m × 6.8 m (65 ft 7 in × 22 ft 4 in) with an internal maximum height of 3.05 m (10 ft 0 in). Legally, mobile homes can still be defined as "caravans".


Static holiday caravans generally have sleeping accommodation for 6 to 10 people in 2, 3 or 4 bedrooms and on convertible seating in the lounge referred to as a 'pull out bed'. They tend towards a fairly "open-plan" layout, and while some units are double glazed and centrally heated for year-round use, cheaper models without double glazing or central heating are available for mainly summer use. Static caravan holiday homes are intended for leisure use and are available in 10 and 12 ft (3.0 and 3.7 m) widths, a small number in 13 and 14 ft (4.0 and 4.3 m) widths, and a few 16 ft (4.9 m) wide, consisting of two 8 ft (2.4 m) wide units joined. Generally, holiday homes are clad in painted steel panels, but can be clad in PVC, timber or composite materials. Static caravans are sited on caravan parks where the park operator of the site leases a plot to the caravan owner. There are many holiday parks in the UK in which one's own static caravan can be owned. There are a few of these parks in areas that are prone to flooding and anyone considering buying a sited static caravan needs to take particular care in checking that their site is not liable to flooding.

Static caravans can be rented on an ad-hoc basis or purchased. Purchase prices range from £25,000 to £100,000. Once purchased, static caravans have various ongoing costs including insurance, site fees, local authority rates, utility charges, winterisation and depreciation. Depending on the type of caravan and the park these costs can range from £1,000 to £40,000 per year.<sup>[15]</sup> Some park owners used to have unfair conditions in their lease contracts but the Office of Fair Trading has produced a guidance document available for download called Unfair Terms in Holiday Caravan Agreements which aims to stop unfair practices.

## **Israel**

[edit]

Main article: Caravan (Israel)



Posting of *caravan* in Mitzpe Hila, Israel, 1982

Many Israeli settlements and outposts are originally composed of caravans (Hebrew: *caravan*; pl. *caravanim*). They are constructed of light metal, are not insulated but can be outfitted with heating and air-conditioning units, water lines, recessed lighting, and floor tiling to function in a full-service capacity. Starting in 2005, prefabricated homes, named *caravillas* (Hebrew: *caravillas*), a portmanteau of the words *caravan*, and *villa*, begin to replace mobile homes in many Israeli settlements.

### Difference from modular homes

[edit]

Main article: Modular home

Because of similarities in the manufacturing process, some companies build both types in their factories. Modular homes are transported on flatbed trucks rather than being towed, and lack axles and an automotive-type frame. However, some modular homes are towed behind a semi-truck or toter on a frame similar to that of a trailer. The home is usually in two pieces and is hauled by two separate trucks. Each frame has five or more axles, depending on the size of the home. Once the home has reached its location, the axles and the tongue of the frame are then removed, and the home is set on a concrete foundation by a large crane.

Both styles are commonly referred to as factory-built housing, but that term's technical use is restricted to a class of homes regulated by the Federal National Mfd. Housing Construction and Safety Standards Act of 1974.

Most zoning restrictions on the homes have been found to be inapplicable or only applicable to modular homes. That occurs often after considerable litigation on the topic by affected jurisdictions and by plaintiffs failing to ascertain the difference. Most modern modulares, once fully assembled, are indistinguishable from site-built homes. Their roofs are usually transported as separate units. Newer modulares also come with roofs that can be raised during the setting process with cranes. There are also modulares with 2 to 4 storeys.

## Gallery

[edit]

Construction starts with the frame.

○

Image not found or type unknown

Construction starts with the  
frame.

Interior wall assemblies are attached.

○

Image not found or type unknown

Interior wall assemblies are  
attached.

Roof assembly is set atop home.

○

Image not found or type unknown

Roof assembly is set atop home.  
Drywall is completed.

○

Image not found or type unknown

Drywall is completed.

Home is ready for delivery to site.

○

Image not found or type unknown

Home is ready for delivery to site.

- A modern "triple wide" home, designed to look like an adobe home

Image not found or type unknown

A modern "triple wide" home, designed to look like an adobe home

A mobile home is being moved, California.

○

Image not found or type unknown

A mobile home is being moved, California.

- A mobile home being prepared for transport

Image not found or type unknown

A mobile home being prepared for transport

**See also**

[edit]



 not found or type unknown  
Housing portal

- All Parks Alliance for Change
- Campervan
- Construction trailer
- Houseboat
- Manufactured housing
- Modular home
- Motorhome
- Nomadic wagons
- Recreational vehicle
- Reefer container housing units
- Small house movement
- Trailer (vehicle)
- Trailer Park Boys
- Trailer trash
- Vardo
- Prefabricated home

## References

[edit]

1. ^ "Part 17, Mobile Home Parks". *ny.gov*.
2. ^ "Mobile Manufactured Homes". *ct.gov*. Retrieved 28 March 2018.
3. ^ "Caravan Repairs? Great Caravan Repair Deals!". *canterburycaravans.com.au*.
4. ^ "Titles for Mobile Homes". *AAA Digest of Motor Laws*.
5. ^ Andrews, Jeff (January 29, 2018). "HUD to explore deregulating manufactured housing". *Curbed*. Archived from the original on 2018-01-29. Retrieved 2019-04-19.
6. ^ Hackett, Thomas (January 11, 1997). "Extra-wide homes to take to the road". *News & Observer*. p. A3.
7. ^ Mitchell, Kirsten B. (January 10, 1997). "Wider trailer transport OK'd". *Star-News*. p. 1A.
8. ^ **a b** Whitacre, Dianne (December 2, 1999). "Mobile-Home Makers Look to Squeeze on N.C. Roads". *The Charlotte Observer*. p. 1C.
9. ^ "Study: Keep Curbs on Transporting Wide Mobile Homes". *The Charlotte Observer*. December 1, 1997. p. 4C.
10. ^ Bonner, Lynn (January 7, 2000). "Program for wide mobile homes extended". *News & Observer*. p. A3.
11. ^ "Wide mobile homes given final approval". *News & Observer*. June 3, 2000. p. A3.
12. ^ **a b** Liberatore, Wendy (January 23, 2022). "Saratoga County's mobile home parks - a sign of an affordable housing crisis". *www.timesunion.com*. Retrieved January 23, 2022.
13. ^ "Database of Mobile Home Parks in the United States". Retrieved 2009-02-17.
14. ^ "Homes". *Answers.com*. Retrieved 2006-09-12.
15. ^ "Cost of a static caravan or lodge". *StaticCaravanExpert*. 28 December 2020. Retrieved 2021-03-07.

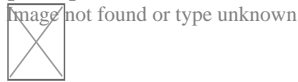
## Further reading

[edit]

- Benson, J. E. (1990). Good neighbors: Ethnic relations in Garden City trailer courts. *Urban Anthropology*, 19, 361–386.
- Burch-Brown, C. (1996). *Trailers*. Charlottesville: University Press of Virginia. Text by David Rigsbee.
- Geisler, C. C., & Mitsuda, H. (1987). Mobile-home growth, regulation, and discrimination in upstate New York. *Rural Sociology*, 52, 532–543.
- Hart, J. F., Rhodes, M. J., & Morgan, J. T. (2002). *The unknown world of the mobile home*. Baltimore: Johns Hopkins University Press.
- MacTavish, K. A., & Salamon, S. (2001). Mobile home park on the prairie: A new rural community form. *Rural Sociology*, 66, 487–506.
- Moore, B. (2006). Trailer trash: The world of trailers and mobile homes in the Southwest. Laughlin: *Route 66 Magazine*.
- Thornburg, D. A. (1991). *Galloping bungalows: The rise and demise of the American house trailer*. Hamden: Archon Books.
- Wallis, A. D. (1991). *Wheel estate: The rise and decline of mobile homes*. New York: Oxford University Press.

## External links

[edit]



Wikimedia Commons has media related to **Mobile homes**.

- Regulating body in the UK
- US Federal Manufactured Home Construction and Safety Standards

## About Royal Supply Inc

### Photo

Image not found or type unknown

### Photo

Image not found or type unknown

### Photo

Image not found or type unknown

### Photo

Image not found or type unknown

# Things To Do in Johnson County

---

**Photo**

Image not found or type unknown

**Heritage Park**

**4.6 (763)**

**Photo**

Image not found or type unknown

**Ensor Park & Museum**

**4.9 (19)**

**Photo**

## **9/11 Memorial**

**4.9 (183)**

**Photo**

Image not found or type unknown

## **South Lake Park**

**4.6 (1019)**

**Photo**

Image not found or type unknown

## **Johnson County Museum**

**4.7 (709)**

**Photo**

**Overland Park Arboretum & Botanical  
Gardens**

**4.8 (3513)**

**Driving Directions in Johnson County**

---

**Driving Directions From Lakeview Village to Royal Supply Inc**

**Driving Directions From Overland Park to Royal Supply Inc**

**Driving Directions From Quest Diagnostics to Royal Supply Inc**

**Driving Directions From EducationDynamics LLC to Royal Supply Inc**

[https://www.google.com/maps/dir/Life+Time/Royal+Supply+Inc/@38.9641885,-94.7812141,14z/data=!3m1!4b1!4m14!4m13!1m5!1m1!1sChIJSVr6fHCUwlcRLBaYOkXk94.7812141!2d38.9641885!1m5!1m1!1sChIJ\\_XoYwMj7wlcRCNrQGPAF00Y!2m2!1d-94.7597267!2d38.9453734!3e0](https://www.google.com/maps/dir/Life+Time/Royal+Supply+Inc/@38.9641885,-94.7812141,14z/data=!3m1!4b1!4m14!4m13!1m5!1m1!1sChIJSVr6fHCUwlcRLBaYOkXk94.7812141!2d38.9641885!1m5!1m1!1sChIJ_XoYwMj7wlcRCNrQGPAF00Y!2m2!1d-94.7597267!2d38.9453734!3e0)

[https://www.google.com/maps/dir/CommunityAmerica+Credit+Union/Royal+Supply+Inc/@38.947762,-94.7762,14z/data=!3m1!4b1!4m14!4m13!1m5!1m1!1sChIJk\\_UMD12UwlcRgdR\\_RayOm94.7762!2d38.9507296!1m5!1m1!1sChIJ\\_XoYwMj7wlcRCNrQGPAF00Y!2m2!1d-94.7597267!2d38.9453734!3e3](https://www.google.com/maps/dir/CommunityAmerica+Credit+Union/Royal+Supply+Inc/@38.947762,-94.7762,14z/data=!3m1!4b1!4m14!4m13!1m5!1m1!1sChIJk_UMD12UwlcRgdR_RayOm94.7762!2d38.9507296!1m5!1m1!1sChIJ_XoYwMj7wlcRCNrQGPAF00Y!2m2!1d-94.7597267!2d38.9453734!3e3)

[https://www.google.com/maps/dir/GBA/Royal+Supply+Inc/@38.9506318,-94.7779768,14z/data=!3m1!4b1!4m14!4m13!1m5!1m1!1sChIJ1WBnl12UwlcRZI3cEX1f94.7779768!2d38.9506318!1m5!1m1!1sChIJ\\_XoYwMj7wlcRCNrQGPAF00Y!2m2!1d-94.7597267!2d38.9453734!3e0](https://www.google.com/maps/dir/GBA/Royal+Supply+Inc/@38.9506318,-94.7779768,14z/data=!3m1!4b1!4m14!4m13!1m5!1m1!1sChIJ1WBnl12UwlcRZI3cEX1f94.7779768!2d38.9506318!1m5!1m1!1sChIJ_XoYwMj7wlcRCNrQGPAF00Y!2m2!1d-94.7597267!2d38.9453734!3e0)

**Driving Directions From 9/11 Memorial to Royal Supply Inc**

Driving Directions From Museum at Prairiefire to Royal Supply Inc

Driving Directions From TimberRidge Adventure Center to Royal Supply Inc

Driving Directions From Firefly Forest to Royal Supply Inc

Driving Directions From Overland Park Arboretum & Botanical Gardens to Royal Supply Inc

Driving Directions From Heritage Park to Royal Supply Inc

[https://www.google.com/maps/dir/Firefly+Forest/Royal+Supply+Inc/@38.8776825,-94.6869656,14z/data=!3m1!4b1!4m14!4m13!1m5!1m1!1sunknown!2m2!1d-94.6869656!2d38.8776825!1m5!1m1!1sChIJ\\_XoYwMj7wlcRCNrQGPAF00Y!2m2!1d-94.7597267!2d38.9453734!3e0](https://www.google.com/maps/dir/Firefly+Forest/Royal+Supply+Inc/@38.8776825,-94.6869656,14z/data=!3m1!4b1!4m14!4m13!1m5!1m1!1sunknown!2m2!1d-94.6869656!2d38.8776825!1m5!1m1!1sChIJ_XoYwMj7wlcRCNrQGPAF00Y!2m2!1d-94.7597267!2d38.9453734!3e0)

[https://www.google.com/maps/dir/9%2F11+Memorial/Royal+Supply+Inc/@38.9027084,94.683091,14z/data=!3m1!4b1!4m14!4m13!1m5!1m1!1sunknown!2m2!1d-94.683091!2d38.9027084!1m5!1m1!1sChIJ\\_XoYwMj7wlcRCNrQGPAF00Y!2m2!1d-94.7597267!2d38.9453734!3e0](https://www.google.com/maps/dir/9%2F11+Memorial/Royal+Supply+Inc/@38.9027084,94.683091,14z/data=!3m1!4b1!4m14!4m13!1m5!1m1!1sunknown!2m2!1d-94.683091!2d38.9027084!1m5!1m1!1sChIJ_XoYwMj7wlcRCNrQGPAF00Y!2m2!1d-94.7597267!2d38.9453734!3e0)

[https://www.google.com/maps/dir/9%2F11+Memorial/Royal+Supply+Inc/@38.9027084,94.683091,14z/data=!3m1!4b1!4m14!4m13!1m5!1m1!1sunknown!2m2!1d-94.683091!2d38.9027084!1m5!1m1!1sChIJ\\_XoYwMj7wlcRCNrQGPAF00Y!2m2!1d-94.7597267!2d38.9453734!3e0](https://www.google.com/maps/dir/9%2F11+Memorial/Royal+Supply+Inc/@38.9027084,94.683091,14z/data=!3m1!4b1!4m14!4m13!1m5!1m1!1sunknown!2m2!1d-94.683091!2d38.9027084!1m5!1m1!1sChIJ_XoYwMj7wlcRCNrQGPAF00Y!2m2!1d-94.7597267!2d38.9453734!3e0)

Reviews for Royal Supply Inc

---

## Royal Supply Inc

Image not found or type unknown

Caleb Roye

**(5)**

incredibly helpful staff. very educated on products and installation.

## Royal Supply Inc

Image not found or type unknown

Ashley Foster

**(5)**

In a rush we had to replace our tub/surround in our home. We ordered online with another supplier and had a HORRIBLE experience. A friend recommended Royal Supply and they had exactly what we needed. We paid, loaded our trailer and were gone in less than 15 minutes. They are friendly and very helpful. Would definitely recommend to family and friends.

## Royal Supply Inc

Image not found or type unknown

william mann

**(5)**

Needed an exterior door in a hurry after storm damaged mine. All the big box stores were days or weeks out on a 34x76 door. Google lead me here, I went in, asked if he had one that size, took me in their warehouse and showed me several options. Found a door I liked, and they had all the additional hardware to install I needed. One stop shop, friendly and helpful. Priced right too.

Steps for Meeting State Licensing Obligations [View GBP](#)

Check our other pages :

- [Exploring Credit Options for Mobile Home Repairs](#)
- [Identifying Common Violations During Inspections](#)
- [Coordinating with Local Authorities for Larger Renovations](#)
- [Checking Zoning Rules for External AC Installations](#)
- [Following Guidelines for Proper Refrigerant Handling](#)

## Frequently Asked Questions

What are the basic requirements to obtain a state license for seasonal HVAC work?

The basic requirements typically include completing a certain number of training hours, passing an exam specific to HVAC systems, and having proof of experience or apprenticeship in the field. Some states may also require background checks and liability insurance.

**Are there any continuing education requirements to maintain an HVAC license?**

Yes, most states require licensed HVAC technicians to complete continuing education courses regularly. These courses ensure that technicians stay updated on industry standards, safety protocols, and technological advancements.

**How can I find out if my states licensing board has specific regulations for seasonal HVAC businesses?**

You can visit your states official licensing board website or contact them directly. They often provide detailed guidelines, application forms, fee schedules, and other resources necessary for compliance with state-specific regulations.

Royal Supply Inc

Phone : +18164837979

City : Lenexa

State : KS

Zip : 66215

Address : Unknown Address

**Google Business Profile**



Company Website : <https://royal-durhamsupply.com/locations/lenexa-kansas/>

[Sitemap](#)

[Privacy Policy](#)

[About Us](#)