



- **Approaches to Funding Major System Upgrades**
Approaches to Funding Major System Upgrades Understanding Flat Rate Pricing vs Hourly Billing Considering Payment Plans for Costly Equipment Exploring Credit Options for Mobile Home Repairs Evaluating Interest Rates on HVAC Financing Deciding Between Cash Payment and Loan Assistance Using Budget Planning to Manage HVAC Expenses Applying for Low Interest Home Improvement Loans Strategies for Saving on Seasonal Tune Up Costs Discussing Payment Flexibility with HVAC Providers Tracking Monthly Expenses to Avoid Overextension Selecting the Right Financing Partner for Big Projects
- **Reviewing EPA Compliance Requirements for HVAC Work**
Reviewing EPA Compliance Requirements for HVAC Work Understanding Local Permit Processes for Mobile Home Projects Following Guidelines for Proper Refrigerant Handling Recognizing OSHA Mandates on Workplace Safety Steps for Meeting State Licensing Obligations Checking Zoning Rules for External AC Installations Ensuring Adequate Ventilation to Meet Code Standards Maintaining Indoor Air Quality Through Compliance Importance of Safety Gear for HVAC Technicians Documenting Work to Verify Code Adherence Identifying Common Violations During Inspections Coordinating with Local Authorities for Larger Renovations
- **About Us**



In today's world, where energy efficiency and cost savings are more crucial than ever, regular tune-ups for your HVAC system emerge as a fundamental strategy. An HVAC system is the heart of comfort in any household or business, responsible for maintaining ideal indoor temperatures throughout the year. However, like any complex machinery, it requires regular maintenance to operate efficiently. Understanding the importance of these tune-ups not only ensures optimal performance but also presents an opportunity to save on seasonal costs.

Firstly, let's consider the direct impact of regular HVAC tune-ups on efficiency. Proper drainage prevents moisture buildup near HVAC units in mobile homes **mobile home hvac duct** allergen. Over time, components within your heating and cooling systems can wear down or become dirty, leading to decreased efficiency and higher energy consumption. A well-maintained HVAC system operates smoothly and efficiently, using less electricity and reducing utility bills. By scheduling routine maintenance checks, you can ensure that all parts are clean and functioning correctly, which helps keep your unit running at peak efficiency.

Moreover, regular tune-ups can extend the lifespan of your HVAC equipment. Investing in preventive maintenance means addressing minor issues before they escalate into major problems requiring costly repairs or replacements. This proactive approach not only saves money in the long term but also prevents inconvenient breakdowns during extreme weather conditions when you need your system most.

Now, considering strategies to save on these essential seasonal tune-up costs is vital for budget-conscious homeowners or businesses. One effective method is signing up for a maintenance agreement with a trusted HVAC service provider. These agreements often come with discounts on services and parts while ensuring priority scheduling during busy seasons.

Additionally, timing is everything when it comes to saving on tune-up expenses. Scheduling maintenance during off-peak seasons-such as spring or fall-can often result in lower service rates due to decreased demand for HVAC technicians' time.

Homeowners might also consider learning some basic DIY tasks related to their HVAC systems, such as regularly replacing air filters or keeping outdoor units free from debris. While professional servicing is irreplaceable for comprehensive checks and repairs, these small tasks can contribute to smoother operation between professional visits.

In conclusion, understanding the importance of regular HVAC tune-ups is integral not only for enhancing operational efficiency but also for implementing cost-saving strategies throughout the year. Maintaining your system through professional checks ensures its longevity and reduces unexpected expenses while savvy planning regarding timing and service agreements can further ease financial burdens associated with essential upkeep tasks. In adopting these measures, both homeowners and businesses alike will find themselves better equipped to enjoy comfort without compromising their budgets.

Timing Your Tune-Up for Cost Savings

As the seasons change, so do the demands on our household systems and vehicles. Whether it's ensuring your car runs smoothly or your home heating system operates efficiently, regular tune-ups are essential. However, these necessary maintenance activities can quickly add up in cost if not strategically planned. Timing your tune-up wisely can be a clever strategy to save money while still reaping the benefits of a well-maintained system.

One of the most effective ways to save on tune-up costs is by scheduling service during off-peak times. Just like vacationing in the off-season can result in lower travel expenses, aligning your tune-ups with slower business periods for service providers can lead to significant savings. For instance, many people rush to get their air conditioning units serviced at the first sign of warmth in spring or early summer. By planning ahead and booking a tune-up during late winter or early spring, you may find that HVAC companies offer discounts or have more negotiable rates due to reduced demand.

Similarly, when it comes to vehicle maintenance, avoiding the rush before long holiday weekends or peak vacation seasons can be financially beneficial. Many drivers wait until right before a road trip to have their cars inspected and serviced, which often results in higher prices due to increased demand at auto shops. Instead, consider scheduling a routine check-up well in advance of any major travel plans. Not only could this save you money, but it also provides peace of mind knowing any necessary repairs won't interfere with your itinerary.

Additionally, being proactive about regular maintenance rather than reactive when issues arise is another cost-saving tactic. Neglecting small problems often leads to larger ones over time, which are usually more expensive to fix. By adhering to a consistent schedule based on manufacturers' recommendations-whether it's changing filters regularly or checking tire pressure-you can prevent minor issues from escalating into major repair bills.

Taking advantage of seasonal promotions and loyalty programs offered by service providers is another savvy approach. Many companies offer discounts during certain times of the year or provide incentives for repeat customers who stick with them for regular maintenance needs. Signing up for newsletters from trusted service providers will keep you informed about upcoming deals and promotions that align with your maintenance schedule.

Lastly, DIY enthusiasts might consider handling simple tasks themselves where feasible-like replacing wiper blades or performing an oil change-especially if they have some mechanical knowledge and confidence in their abilities. This approach requires an initial investment in tools but can lead to substantial savings over time by cutting labor costs from professional services.

In conclusion, by timing your tune-ups strategically throughout the year and taking advantage of off-peak periods, promotional offers, and proactive care practices, you can maintain optimal performance for both vehicles and home systems without breaking the bank. A little foresight goes a long way toward reducing expenses while ensuring everything runs smoothly regardless of what season lies ahead.

Posted by on

Posted by on

Posted by on

Government Grants and Incentive Programs for Energy Efficiency

As the seasons change, so do the demands on our homes and vehicles. Whether it's prepping your car for winter or ensuring your air conditioning unit is ready for summer, these seasonal tune-ups can quickly add up in terms of professional service costs. However, with a little know-how and some elbow grease, you can significantly reduce these expenses by taking on some DIY tasks at home.

The first step in saving on seasonal tune-up costs is to educate yourself about what needs attention during each season. For instance, before winter hits, your car will need antifreeze levels checked and tires inspected for adequate tread to handle slippery roads. Similarly, as summer approaches, servicing your air conditioner becomes essential to ensure it runs efficiently throughout the hot months.

One of the simplest yet most effective ways to cut down on professional service costs is regular maintenance. By making routine checks part of your schedule, you can prevent minor issues from becoming costly repairs. For example, regularly changing your car's oil and replacing air filters can improve engine performance and fuel efficiency while extending its lifespan. In the same way, cleaning or replacing HVAC filters every few months helps maintain optimal airflow and reduces energy consumption.

For those who are slightly more hands-on, several tasks traditionally left to professionals can be tackled with a bit of research and patience. The internet is a treasure trove of tutorials and how-to videos that guide you through everything from flushing a radiator to sealing ductwork gaps in your home's HVAC system. These resources allow you to learn at your own pace and gain confidence in performing these tasks yourself.

Investing in basic tools is another cost-effective strategy for DIY enthusiasts aiming to reduce service costs. A good set of wrenches, screwdrivers, pliers, and other essentials will not only serve you well during seasonal tune-ups but also come in handy for various repair jobs around the house. While there might be an initial expense involved in purchasing these tools, they quickly pay for themselves when considering the savings achieved by avoiding professional fees.

It's important to acknowledge that while many tasks are suitable for DIY efforts, some should still be left to professionals due to their complexity or potential safety hazards-such as working with electrical systems or dealing with refrigerants in HVAC units. Knowing when to call in a pro ensures that safety isn't compromised for savings.

In conclusion, reducing professional service costs during seasonal tune-ups is achievable through proactive maintenance practices and undertaking certain DIY projects at home. By educating yourself about necessary tasks each season brings and investing time into learning new skills alongside owning essential tools-you'll not only save money but also foster a sense of self-reliance that makes every dollar saved all the more rewarding.





Exploring Private Sector Investment Opportunities

When it comes to maintaining a comfortable home environment, an efficient HVAC system is essential. However, keeping your heating, ventilation, and air conditioning in peak condition can come with considerable costs. To balance comfort with affordability, it's crucial to evaluate and choose the right HVAC service provider for seasonal tune-ups.

The first step in evaluating HVAC service providers is conducting thorough research. Start by seeking recommendations from friends, family, or neighbors who have had positive experiences with local companies. Online reviews and ratings are invaluable resources as well; they offer insights into customer satisfaction and service quality. While researching, pay attention to how long each company has been in business. A longer track record often indicates reliability and expertise.

Once you have narrowed down a list of potential providers, delve deeper into their credentials. Verify that the company is licensed and insured; this not only ensures compliance with local regulations but also protects you from liability in case of accidents during service. Additionally, check if they have certifications from reputable industry organizations such as NATE (North American Technician Excellence) or ACCA (Air Conditioning Contractors of America), which suggest a commitment to upholding high standards.

Pricing transparency is another critical factor when choosing an HVAC service provider. Request detailed quotes from multiple companies to compare costs effectively. Be cautious of unusually low prices which might indicate subpar service or hidden fees that could inflate your bill later on. Look for companies offering package deals or maintenance plans that provide regular tune-ups at a reduced rate-these can be cost-effective solutions for ongoing HVAC care.

Also consider the customer service aspect of each provider. A company that offers flexible scheduling options demonstrates respect for your time and convenience-a significant consideration given busy modern lifestyles. Assess how responsive they are to inquiries; prompt communication reflects professionalism and customer-centric values.

Furthermore, inquire about any additional services offered during seasonal tune-ups that could enhance system efficiency and longevity without extra charges-such as filter changes or duct inspections-which might save money on future repairs.

Finally, don't overlook the importance of trustworthiness when selecting an HVAC provider. Choose a company you're comfortable welcoming into your home year after year for routine maintenance checks-a relationship built on trust can lead to better service outcomes over time.

In conclusion, evaluating and choosing affordable HVAC service providers involves a strategic approach focused on reputation research, credential verification, pricing transparency, exemplary customer service practices, added-value offerings during tune-ups-and above all-

trustworthiness. By following these guidelines diligently while making informed decisions based on your specific needs and budget constraints-you'll optimize savings while ensuring consistent indoor comfort throughout changing seasons without compromising quality or peace-of-mind assurances regarding your home's climate control systems' performance levels now-and well into future years ahead!

Crowdfunding as a Community-Based Funding Approach

As the seasons change, so do our needs and priorities. Whether it's preparing your car for winter's chill or ensuring your air conditioning is ready to combat summer's heat, seasonal tune-ups are essential for maintaining the longevity and efficiency of our appliances and vehicles. However, these necessary preparations can sometimes feel like a financial burden. One effective strategy to mitigate these costs is taking advantage of seasonal promotions and discounts offered by service providers.

Timing is everything when it comes to saving money on seasonal tune-ups. Service providers often offer significant discounts during off-peak times or just before a peak season begins. For example, many automotive shops provide winter readiness packages in late fall, offering reduced rates on essential services like tire rotations, battery checks, and antifreeze top-offs. Similarly, HVAC companies may offer discounted inspections or maintenance plans before the intense demands of summer or winter set in. By scheduling your tune-up during these promotional periods, you can ensure your systems are in top shape without breaking the bank.

Another key aspect of leveraging seasonal promotions is being proactive rather than reactive. Waiting until the last minute can mean missing out on valuable discounts and potentially facing higher prices as demand increases. By planning ahead and keeping an eye out for upcoming deals-often advertised through email newsletters, social media channels, or local flyers-you can take advantage of these savings opportunities well before the rush begins.

Loyalty programs also play a crucial role in maximizing savings on seasonal maintenance. Many businesses reward repeat customers with exclusive offers or additional discounts that aren't available to first-time patrons. Joining such programs not only provides access to year-round benefits but also positions you to receive early notifications about seasonal promotions.

Moreover, bundling services is another practical approach to reduce costs during seasonal tune-ups. Companies may offer package deals that combine multiple services at a discounted rate compared to purchasing each service individually. This method allows you to address several maintenance needs simultaneously while enjoying substantial savings.

In conclusion, navigating the expenses associated with seasonal tune-ups doesn't have to be daunting if approached strategically. By taking advantage of timely promotions and discounts offered by service providers-whether through early booking incentives, loyalty rewards programs, or bundled service packages-you can effectively manage costs while ensuring your equipment remains reliable throughout the year's changing seasons. Being informed and proactive will not only save you money but also provide peace of mind knowing that you're prepared for whatever weather challenges lie ahead.



Innovative Financing Models: Energy-as-a-Service (EaaS) Contracts

In an era where financial prudence is as crucial as ever, homeowners and businesses alike are constantly seeking strategies to cut costs while maintaining the integrity of their assets. One such strategy that has garnered attention is the adoption of long-term savings through preventative maintenance plans, particularly as a means to save on seasonal tune-up costs. This approach not only ensures efficiency and safety but also contributes significantly to financial savings over time.

Preventative maintenance plans are proactive measures designed to keep systems and equipment running smoothly by addressing potential issues before they escalate into costly repairs. These plans cover regular inspections, cleaning, adjustments, and minor repairs which can prevent major breakdowns and extend the lifespan of equipment. When it comes to seasonal tune-ups-whether for HVAC systems in homes or machinery in businesses-the benefits of these plans become particularly evident.

Firstly, preventative maintenance reduces the likelihood of unexpected breakdowns during peak usage times, which often coincide with extreme weather conditions like summer heat or winter cold. For instance, having an air conditioning unit fail in the middle of a heatwave not only results in discomfort but also leads to emergency repair costs that are typically higher than regular service rates. By adhering to a scheduled maintenance plan, such scenarios can be largely avoided.

Moreover, these plans help optimize the performance of equipment. Systems that are well-maintained operate more efficiently, consuming less energy and thus reducing utility bills-a saving that accumulates over time. An HVAC system that receives regular tune-ups will require less energy to maintain comfortable indoor temperatures compared to one that is neglected until problems arise.

Another significant advantage is the extended lifespan of equipment under a preventative maintenance regime. Regular care prevents wear and tear from turning into irreversible damage, delaying the need for costly replacements. This aspect is especially beneficial for businesses relying on expensive machinery; extending its operational life translates directly into capital savings.

Furthermore, many manufacturers insist on routine maintenance as part of their warranty agreements. Failing to comply with these stipulations could void warranties and result in out-of-pocket expenses if repairs become necessary. Preventative maintenance plans ensure

compliance with these requirements, safeguarding both equipment functionality and financial investments.

In addition to tangible financial benefits, there is peace of mind associated with knowing that one's home or business operations are protected against unforeseen disruptions due to mechanical failures. This assurance allows individuals and organizations to allocate resources more effectively without fear of surprise expenses derailing budgets.

While there might be an upfront cost associated with setting up a preventative maintenance plan, it pales in comparison to the cumulative savings realized through reduced repair costs, lower energy bills, prolonged equipment life expectancy, and preserved warranties. As such, investing in these plans represents not just smart financial planning but also a commitment to sustainability by maximizing resource efficiency.


In conclusion, adopting long-term savings through preventative maintenance plans is a savvy strategy for anyone looking to minimize seasonal tune-up costs while ensuring reliability and efficiency across their systems or equipment. It embodies a forward-thinking approach that emphasizes foresight over reactionary spending—a principle that resonates well in today's economically conscious environment.

About Mobile home

This article is about the prefabricated structure. For the vehicle, see Recreational vehicle. For other uses, see Mobile home (disambiguation).

"Static Caravan" redirects here. For the record label, see Static Caravan Recordings.
"House on wheels" redirects here. For the South Korean variety show, see House on Wheels.

The examples and perspective in this article **deal primarily with the United States and do not represent a worldwide view of the subject**. You may improve this article, discuss the issue on the talk page, or create a new article, as appropriate. *(April 2017)* *(Learn how and when to remove this message)*




Mobile homes with detached single car garages

- v
- t
- e

Part of a series on

Living spaces



Main

- House: detached
- semi-detached
- terraced
- Apartment
- Bungalow
- Cottage
- Ecohouse
- Green home
- Housing project
- Human outpost
- I-house
- Ranch
- Tenement
- Condominium
- Mixed-use development
- Hotel
- Hostel
- Castle
- Public housing
- Squat
- Flophouse
- Shack
- Slum
- Shanty town
- Villa

Issues

- Affordability
- Affordability in the United States
- Executive housing
- Environmental:
 - design
 - planning
 - racism
- Environmental security
- Eviction
- Fair housing
- Healthiness
- Homelessness
- Housing crisis
- Housing discrimination
- Housing stress
- Overpopulation
- Housing inequality
- Home ownership
- Luxury apartments
- Ownership equity
- Permit
- Rent
- Subprime lending
- Subsidized housing
- Sustainable:
 - architecture
 - development
 - living
- Sustainable city
- Toxic hotspot
- Vagrancy

Society and politics

- Housing First
- Housing subsidy
- NIMBY
- Rapid Re-Housing
- Real estate appraisal
- Real estate bubble
- Real estate economics
- Real estate investing
- Redlining
- Rent regulation
- Right to housing
- Rent control
- Rent strike
- Tenants union
- YIMBY

Other

- Alternative lifestyle
- Assisted living
- Boomtown
- Cottage homes
- Eco-cities
- Ecovillage
- Foster care
- Green building
- Group home
- Halfway house
- Healthy community design
- Homeless shelter
- Hospital
- Local community
- Log house
- Natural building
- Nursing home
- Orphanage
- Prison
- Psychiatric hospital
- Residential care
- Residential treatment center
- Retirement community
- Retirement home
- Supportive housing
- Supported living



image not found or type unknown

Housing portal

A **mobile home** (also known as a **house trailer**, **park home**, **trailer**, or **trailer home**) is a prefabricated structure, built in a factory on a permanently attached chassis before being transported to site (either by being towed or on a trailer). Used as permanent homes, or for holiday or temporary accommodation, they are often left permanently or semi-permanently in one place, but can be moved, and may be required to move from time to time for legal reasons.

Mobile homes share the same historic origins as travel trailers, but today the two are very different, with travel trailers being used primarily as temporary or vacation homes. Behind the cosmetic work fitted at installation to hide the base, mobile homes have strong trailer frames, axles, wheels, and tow-hitches.

History

[edit]


In the United States, this form of housing goes back to the early years of cars and motorized highway travel.^[1] It was derived from the travel trailer (often referred to during the early years as "house trailers" or "trailer coaches"), a small unit with wheels attached permanently, often used for camping or extended travel. The original rationale for this type of housing was its mobility. Units were initially marketed primarily to people whose lifestyle required mobility. However, in the 1950s, the homes began to be marketed primarily as an inexpensive form of housing designed to be set up and left in a location for long periods of time or even permanently installed with a masonry foundation. Previously, units had been eight feet or fewer in width, but in 1956, the 10-foot (3.0 m) wide home ("ten-wide") was introduced, along with the new term "mobile home".^[2]

The homes were given a rectangular shape, made from pre-painted aluminum panels, rather than the streamlined shape of travel trailers, which were usually painted after assembly. All of this helped increase the difference between these homes and home/travel trailers. The smaller, "eight-wide" units could be moved simply with a car, but the larger, wider units ("ten-wide", and, later, "twelve-wide") usually required the services of a professional trucking company, and, often, a special moving permit from a state highway department. During the late 1960s and early 1970s, the homes were made even longer and wider, making the mobility of the units more difficult. Nowadays, when a factory-built home is moved to a location, it is usually kept there permanently and the mobility of the units has considerably decreased. In some states, mobile homes have been taxed as personal property if the wheels remain attached, but as real estate if the wheels are removed. Removal of the tongue and axles may also be a requirement for real estate classification.


Manufactured home

[edit]

Main article: Manufactured housing



Example of a modern manufactured home in New Alexandria, Pennsylvania.
28 by 60 feet (8.5 m × 18.3 m)




Manufactured home foundation

Mobile homes built in the United States since June 1976, legally referred to as manufactured homes, are required to meet FHA certification requirements and come with attached metal certification tags. Mobile homes permanently installed on owned land are rarely mortgageable, whereas FHA code manufactured homes are mortgageable through VA, FHA, and Fannie Mae.

Many people who could not afford a traditional site-built home, or did not desire to commit to spending a large sum of money on housing, began to see factory-built homes as a viable alternative for long-term housing needs. The units were often marketed as an alternative to apartment rental. However, the tendency of the units of this era to depreciate rapidly in resale value^[citation needed] made using them as collateral for loans much riskier than traditional home loans. Terms were usually limited to less than the thirty-year term typical of the general home-loan market, and interest rates were considerably higher.^[citation needed] In that way, mobile home loans resembled motor vehicle loans more than traditional home mortgage loans.

Construction and sizes

[edit]



Exterior wall assemblies being set in place during manufacture

Mobile homes come in two major sizes, *single-wides* and *double-wides*. Single-wides are 18 feet (5.5 m) or less in width and 90 feet (27 m) or less in length and can be towed to their site as a single unit. Double-wides are 20 feet (6.1 m) or more wide and are 90 feet (27 m) in length or less and are towed to their site in two separate units, which are then joined. *Triple-wides* and even homes with four, five, or more units are also built but less frequently.

While site-built homes are rarely moved, single-wide owners often "trade" or sell their home to a dealer in the form of the reduction of the purchase of a new home. These "used" homes are either re-sold to new owners or to park owners who use them as inexpensive rental units. Single-wides are more likely to be traded than double-wides because removing them from the site is easier. In fact, only about 5% of all double-wides will ever be moved.^[*citation needed*]


While an EF1 tornado might cause minor damage to a site-built home, it could do significant damage to a factory-built home, especially an older model or one that is not properly secured. Also, structural components (such as windows) are typically weaker than those in site-built homes.^[3] 70 miles per hour (110 km/h) winds can destroy a mobile home in a matter of minutes. Many brands offer optional hurricane straps, which can be used to tie the home to anchors embedded in the ground.

Regulations

[edit]

United States

[edit]



Home struck by tornado

In the United States, mobile homes are regulated by the US Department of Housing and Urban Development (HUD), via the Federal National Manufactured Housing Construction and Safety Standards Act of 1974. This national regulation has allowed many manufacturers to distribute nationwide because they are immune to the jurisdiction of local building authorities.^[4] ^[5] By contrast, producers of modular homes must abide by state and local building codes. There are, however, wind zones adopted by HUD that home builders must follow. For example, statewide, Florida is at least wind zone 2. South Florida is wind zone 3, the strongest wind zone. After Hurricane Andrew in 1992, new standards were adopted for home construction. The codes for building within these wind zones were significantly amended, which has greatly increased their durability. During the 2004 hurricanes in Florida, these standards were put to the test, with great success. Yet, older models continue to face the exposed risk to high winds because of the attachments applied such as carports, porch and screen room additions. Such areas are exposed to "wind capture" which apply extreme force to the underside of the integrated roof panel systems, ripping the fasteners through the roof pan causing a series of events which destroys the main roof system and the home.

The popularity of the factory-built homes caused complications the legal system was not prepared to handle. Originally, factory-built homes tended to be taxed as vehicles rather than real estate, which resulted in very low property tax rates for their inhabitants. That caused local governments to reclassify them for taxation purposes.

However, even with that change, rapid depreciation often resulted in the home occupants paying far less in property taxes than had been anticipated and budgeted. The ability to move many factory-built homes rapidly into a relatively small area resulted in strains to the infrastructure and governmental services of the affected areas, such as inadequate water pressure and sewage disposal, and highway congestion. That led jurisdictions to begin placing limitations on the size and density of developments.

Early homes, even those that were well-maintained, tended to depreciate over time, much like motor vehicles. That is in contrast to site-built homes which include the land they are built on and tend to appreciate in value. The arrival of mobile homes in an area tended to be regarded with alarm, in part because of the devaluation of the housing

potentially spreading to preexisting structures.

This combination of factors has caused most jurisdictions to place zoning regulations on the areas in which factory-built homes are placed, and limitations on the number and density of homes permitted on any given site. Other restrictions, such as minimum size requirements, limitations on exterior colors and finishes, and foundation mandates have also been enacted. There are many jurisdictions that will not allow the placement of any additional factory-built homes. Others have strongly limited or forbidden all single-wide models, which tend to depreciate more rapidly than modern double-wide models.

Apart from all the practical issues described above, there is also the constant discussion about legal fixture and chattels and so the legal status of a trailer is or could be affected by its incorporation to the land or not. This sometimes involves such factors as whether or not the wheels have been removed.

North Carolina

[edit]

The North Carolina Board of Transportation allowed 14-foot-wide homes on the state's roads, but until January 1997, 16-foot-wide homes were not allowed. 41 states allowed 16-foot-wide homes, but they were not sold in North Carolina. Under a trial program approved January 10, 1997, the wider homes could be delivered on specific roads at certain times of day and travel 10 mph below the speed limit, with escort vehicles in front and behind.^[6]^[7] Eventually, all homes had to leave the state on interstate highways.^[8]

In December 1997, a study showed that the wider homes could be delivered safely, but some opponents still wanted the program to end.^[9] On December 2, 1999, the NC Manufactured Housing Institute asked the state Board of Transportation to expand the program to allow deliveries of 16-foot-wide homes within North Carolina.^[8] A month later, the board extended the pilot program by three months but did not vote to allow shipments within the state.^[10] In June 2000, the board voted to allow 16-foot-side homes to be shipped to other states on more two-lane roads, and to allow shipments in the state east of US 220. A third escort was required, including a law enforcement officer on two-lane roads.^[11]

New York

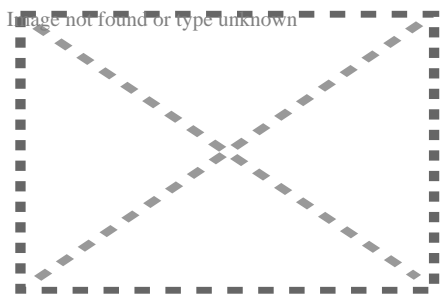
[edit]

In New York State, the Homes and Community Renewal agency tracks mobile home parks and provides regulations concerning them. For example, the agency requires park owners to provide residents with a \$15,000 grant if residents are forced to move when the land is transferred to a new owner. Residents are also granted the right of first refusal for a sale of the park, however, if the owner does not evict tenants for five years, the land sale can go ahead. State law also restricts the annual increase in land lot fee to a cap of 3 percent, unless the landowner demonstrates hardship in a local court, and can then raise the land lot fee by up to 6 percent in a year.^[12]

Mobile home parks

[edit]

Main article: Trailer park



Meadow Lanes Estates Mobile Home Park, Ames, Iowa, August 2010, during a flood

Mobile homes are often sited in land lease communities known as trailer parks (also 'trailer courts', 'mobile home parks', 'mobile home communities', 'manufactured home communities', 'factory-built home communities' etc.); these communities allow homeowners to rent space on which to place a home. In addition to providing space, the site often provides basic utilities such as water, sewer, electricity, or natural gas and other amenities such as mowing, garbage removal, community rooms, pools, and playgrounds.

There are over 38,000^[13] trailer parks in the United States ranging in size from 5 to over 1,000 home sites. Although most parks appeal to meeting basic housing needs, some communities specialize towards certain segments of the market. One subset of mobile home parks, retirement communities, restrict residents to those age 55 and older. Another subset of mobile home parks, seasonal communities, are located in popular vacation destinations or are used as a location for summer homes. In New York State, as of 2019, there were 1,811 parks with 83,929 homes.^[12]

Newer homes, particularly double-wides, tend to be built to much higher standards than their predecessors and meet the building codes applicable to most areas. That has led to a reduction in the rate of value depreciation of most used units.^[14]

Additionally, modern homes tend to be built from materials similar to those used in site-built homes rather than inferior, lighter-weight materials. They are also more likely to physically resemble site-built homes. Often, the primary differentiation in appearance is that factory-built homes tend to have less of a roof slope so that they can be readily transported underneath bridges and overpasses.^[citation needed]

The number of double-wide units sold exceeds the number of single-wides, which is due in part to the aforementioned zoning restrictions. Another reason for higher sales is the spaciousness of double-wide units, which are now comparable to site-built homes. Single-wide units are still popular primarily in rural areas, where there are fewer restrictions. They are frequently used as temporary housing in areas affected by natural disasters when restrictions are temporarily waived.^[citation needed]

Another recent trend has been parks in which the owner of the mobile home owns the lot on which their unit is parked. Some of these communities simply provide land in a homogeneous neighborhood, but others are operated more like condominiums with club homes complete with swimming pools and meeting rooms which are shared by all of the residents, who are required to pay membership fees and dues.

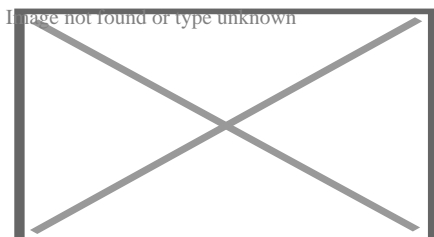
By country

[edit]

Mobile home (or mobile-homes) are used in many European campgrounds to refer to fixed caravans, purpose-built cabins, and even large tents, which are rented by the week or even year-round as cheap accommodation, similar to the US concept of a trailer park. Like many other US loanwords, the term is not used widely in Britain.^[citation needed]

United Kingdom


[edit]



A mobile home marketed as a holiday home

Mobile Homes or Static Caravans are popular across the United Kingdom. They are more commonly referred to as Park Homes or Leisure Lodges, depending on if they are marketed as a residential dwelling or as a second holiday home residence.

Residential Mobile homes (park homes) are built to the BS3632 standard. This standard is issued by the British Standards Institute. The institute is a UK body who produce a range of standards for businesses and products to ensure they are fit for purpose. The majority of residential parks in the UK have a minimum age limit for their residents, and are generally marketed as retirement or semi-retirement parks. Holiday Homes, static caravans or holiday lodges aren't required to be built to BS3632 standards, but many are built to the standard.



A static caravan park on the cliffs above Beer, Devon, England

In addition to mobile homes, static caravans are popular across the UK. Static caravans have wheels and a rudimentary chassis with no suspension or brakes and are therefore transported on the back of large flatbed lorries, the axle and wheels being used for movement to the final location when the static caravan is moved by tractor or 4x4. A static caravan normally stays on a single plot for many years and has many of the modern conveniences normally found in a home.

Mobile homes are designed and constructed to be transportable by road in one or two sections. Mobile homes are no larger than 20 m × 6.8 m (65 ft 7 in × 22 ft 4 in) with an internal maximum height of 3.05 m (10 ft 0 in). Legally, mobile homes can still be defined as "caravans".

Static holiday caravans generally have sleeping accommodation for 6 to 10 people in 2, 3 or 4 bedrooms and on convertible seating in the lounge referred to as a 'pull out bed'. They tend towards a fairly "open-plan" layout, and while some units are double glazed and centrally heated for year-round use, cheaper models without double glazing or central heating are available for mainly summer use. Static caravan holiday homes are intended for leisure use and are available in 10 and 12 ft (3.0 and 3.7 m) widths, a small number in 13 and 14 ft (4.0 and 4.3 m) widths, and a few 16 ft (4.9 m) wide, consisting of two 8 ft (2.4 m) wide units joined. Generally, holiday homes are clad in painted steel panels, but can be clad in PVC, timber or composite materials. Static caravans are sited on caravan parks where the park operator of the site leases a plot to the caravan


owner. There are many holiday parks in the UK in which one's own static caravan can be owned. There are a few of these parks in areas that are prone to flooding and anyone considering buying a sited static caravan needs to take particular care in checking that their site is not liable to flooding.

Static caravans can be rented on an ad-hoc basis or purchased. Purchase prices range from £25,000 to £100,000. Once purchased, static caravans have various ongoing costs including insurance, site fees, local authority rates, utility charges, winterisation and depreciation. Depending on the type of caravan and the park these costs can range from £1,000 to £40,000 per year.^[15] Some park owners used to have unfair conditions in their lease contracts but the Office of Fair Trading has produced a guidance document available for download called Unfair Terms in Holiday Caravan Agreements which aims to stop unfair practices.

Israel

[edit]

Main article: Caravan (Israel)



Posting of *caravan* in Mitzpe Hila, Israel, 1982

Many Israeli settlements and outposts are originally composed of caravans (Hebrew: מְדִינָה, *medina*; pl. מְדִינֹת, *medivot*), *caravan*; pl.

מְדִינָה, *medina*; pl. מְדִינֹת, *medivot*). They are constructed of light metal, are not insulated but can be outfitted with heating and air-conditioning units, water lines, recessed lighting, and floor tiling to function in a full-service capacity. Starting in 2005, prefabricated homes, named *caravillas* (Hebrew: מְדִינָה, *medina*; pl. מְדִינֹת, *medivot*), a portmanteau of the words *caravan*, and *villa*, begin to replace mobile homes in many Israeli settlements.

Difference from modular homes

[edit]

Main article: Modular home

Because of similarities in the manufacturing process, some companies build both types in their factories. Modular homes are transported on flatbed trucks rather than being towed, and lack axles and an automotive-type frame. However, some modular homes are towed behind a semi-truck or toter on a frame similar to that of a trailer. The home is usually in two pieces and is hauled by two separate trucks. Each frame has five or more axles, depending on the size of the home. Once the home has reached its location, the axles and the tongue of the frame are then removed, and the home is set on a concrete foundation by a large crane.

Both styles are commonly referred to as factory-built housing, but that term's technical use is restricted to a class of homes regulated by the Federal National Mfd. Housing Construction and Safety Standards Act of 1974.

Most zoning restrictions on the homes have been found to be inapplicable or only applicable to modular homes. That occurs often after considerable litigation on the topic by affected jurisdictions and by plaintiffs failing to ascertain the difference. Most modern modulars, once fully assembled, are indistinguishable from site-built homes. Their roofs are usually transported as separate units. Newer modulars also come with roofs that can be raised during the setting process with cranes. There are also modulars with 2 to 4 storeys.

Gallery

[edit]

Construction starts with the frame.

○

Image not found or type unknown

Construction starts with the frame.

Interior wall assemblies are attached.

○

Image not found or type unknown

Interior wall assemblies are attached.

Roof assembly is set atop home.

○

Image not found or type unknown

Roof assembly is set atop home.

Drywall is completed.

○

Image not found or type unknown

Drywall is completed.

Home is ready for delivery to site.

○

Image not found or type unknown

Home is ready for delivery to site.

- A modern "triple wide" home, designed to look like an adobe home

Image not found or type unknown

A modern "triple wide"
home, designed to look like
an adobe home
A mobile home is being moved, California.

-

Image not found or type unknown

A mobile home
is being moved,
California.


- A mobile home being prepared for transport

Image not found or type unknown

A mobile home being
prepared for transport

See also

[edit]

-  Image not found or type unknown Housing portal
- All Parks Alliance for Change
- Campervan
- Construction trailer
- Houseboat
- Manufactured housing
- Modular home
- Motorhome
- Nomadic wagons

- Recreational vehicle
- Reefer container housing units
- Small house movement
- Trailer (vehicle)
- Trailer Park Boys
- Trailer trash
- Vardo
- Prefabricated home

References

[edit]

1. ^ "Part 17, Mobile Home Parks". *ny.gov*.
2. ^ "Mobile Manufactured Homes". *ct.gov*. Retrieved 28 March 2018.
3. ^ "Caravan Repairs? Great Caravan Repair Deals!". *canterburycaravans.com.au*.
4. ^ "Titles for Mobile Homes". *AAA Digest of Motor Laws*.
5. ^ Andrews, Jeff (January 29, 2018). "HUD to explore deregulating manufactured housing". *Curbed*. Archived from the original on 2018-01-29. Retrieved 2019-04-19.
6. ^ Hackett, Thomas (January 11, 1997). "Extra-wide homes to take to the road". *News & Observer*. p. A3.
7. ^ Mitchell, Kirsten B. (January 10, 1997). "Wider trailer transport OK'd". *Star-News*. p. 1A.
8. ^ **a b** Whitacre, Dianne (December 2, 1999). "Mobile-Home Makers Look to Squeeze on N.C. Roads". *The Charlotte Observer*. p. 1C.
9. ^ "Study: Keep Curbs on Transporting Wide Mobile Homes". *The Charlotte Observer*. December 1, 1997. p. 4C.
10. ^ Bonner, Lynn (January 7, 2000). "Program for wide mobile homes extended". *News & Observer*. p. A3.
11. ^ "Wide mobile homes given final approval". *News & Observer*. June 3, 2000. p. A3.
12. ^ **a b** Liberatore, Wendy (January 23, 2022). "Saratoga County's mobile home parks - a sign of an affordable housing crisis". *www.timesunion.com*. Retrieved January 23, 2022.
13. ^ "Database of Mobile Home Parks in the United States". Retrieved 2009-02-17.
14. ^ "Homes". *Answers.com*. Retrieved 2006-09-12.
15. ^ "Cost of a static caravan or lodge". *StaticCaravanExpert*. 28 December 2020. Retrieved 2021-03-07.

Further reading

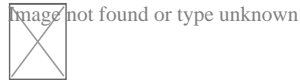
[edit]

- Benson, J. E. (1990). Good neighbors: Ethnic relations in Garden City trailer courts. *Urban Anthropology*,19, 361–386.

- o Burch-Brown, C. (1996). *Trailers*. Charlottesville: University Press of Virginia. Text by David Rigsbee.
- o Geisler, C. C., & Mitsuda, H. (1987). Mobile-home growth, regulation, and discrimination in upstate New York. *Rural Sociology*, 52, 532–543.
- o Hart, J. F., Rhodes, M. J., & Morgan, J. T. (2002). *The unknown world of the mobile home*. Baltimore: Johns Hopkins University Press.
- o MacTavish, K. A., & Salamon, S. (2001). Mobile home park on the prairie: A new rural community form. *Rural Sociology*, 66, 487–506.
- o Moore, B. (2006). Trailer trash: The world of trailers and mobile homes in the Southwest. Laughlin: *Route 66 Magazine*.
- o Thornburg, D. A. (1991). *Galloping bungalows: The rise and demise of the American house trailer*. Hamden: Archon Books.
- o Wallis, A. D. (1991). *Wheel estate: The rise and decline of mobile homes*. New York: Oxford University Press.

External links

[edit]



Wikimedia Commons has media related to ***Mobile homes***.

- o Regulating body in the UK
- o US Federal Manufactured Home Construction and Safety Standards

About Royal Supply Inc

Photo

Image not found or type unknown

Photo

Image not found or type unknown

Photo

Image not found or type unknown

Photo

Image not found or type unknown

Photo

Image not found or type unknown

Photo

Image not found or type unknown

Things To Do in Johnson County

Photo

Image not found or type unknown

Ensor Park & Museum

4.9 (19)

Photo

Image not found or type unknown

Ernie Miller Park & Nature Center

4.7 (890)

Photo

South Lake Park

4.6 (1019)

Photo

Image not found or type unknown

Heritage Park

4.6 (763)

Photo

Image not found or type unknown

9/11 Memorial

4.9 (183)

Photo

**Overland Park Arboretum & Botanical
Gardens**

4.8 (3513)

Driving Directions in Johnson County

Driving Directions From Olathe to Royal Supply Inc

Driving Directions From Braun Richard E MD to Royal Supply Inc

Driving Directions From Motel 6 Lenexa, KS - Kansas City Southwest to Royal Supply Inc

https://www.google.com/maps/dir/Braun+Richard+E+MD/Royal+Supply+Inc/@38.94094.7762569,14z/data=!3m1!4b1!4m14!4m13!1m5!1m1!1sChIJrdOOCVUwlcRWy6_1P94.7762569!2d38.9466855!1m5!1m1!1sChIJ_XoYwMj7wlcRCNrQGPAF00Y!2m2!1d-94.7597267!2d38.9453734!3e0

https://www.google.com/maps/dir/Widmer+Electric+Inc./Royal+Supply+Inc/@38.93594.7477762,14z/data=!3m1!4b1!4m14!4m13!1m5!1m1!1sChIJ4Yd_yN-UwlcRgCobVLjTEqo!2m2!1d-94.7477762!2d38.9354272!1m5!1m1!1sChIJ_XoYwMj7wlcRCNrQGPAF00Y!2m2!1d-94.7597267!2d38.9453734!3e3

https://www.google.com/maps/dir/Olathe/Royal+Supply+Inc/@38.8813958,-94.8191285,14z/data=!3m1!4b1!4m14!4m13!1m5!1m1!1sChIJQU8fEKWXwlcRsH1-nVY4gsE!2m2!1d-94.8191285!2d38.8813958!1m5!1m1!1sChIJ_XoYwMj7wlcRCNrQGPAF00Y!2m2!1d-94.7597267!2d38.9453734!3e0

https://www.google.com/maps/dir/Ambitious+Pixels/Royal+Supply+Inc/@38.9480783,94.7414298,14z/data=!3m1!4b1!4m14!4m13!1m5!1m1!1sChIJb6nCI7LxwlcRN5W7Rn94.7414298!2d38.9480783!1m5!1m1!1sChIJ_XoYwMj7wlcRCNrQGPAF00Y!2m2!1d-

94.6520905!2d38.8819446!1m5!1m1!1sChIJ_XoYwMj7wlcRCNrQGPAF00Y!2m2!1d-94.7597267!2d38.9453734!3e0

https://www.google.com/maps/dir/Ernie+Miller+Park+%26+Nature+Center/Royal+Supply+Inc/94.8409835,14z/data=!3m1!4b1!4m14!4m13!1m5!1m1!1sunknown!2m2!1d-94.8409835!2d38.8967913!1m5!1m1!1sChIJ_XoYwMj7wlcRCNrQGPAF00Y!2m2!1d-94.7597267!2d38.9453734!3e0

https://www.google.com/maps/dir/South+Lake+Park/Royal+Supply+Inc/@38.9725,-94.6738889,14z/data=!3m1!4b1!4m14!4m13!1m5!1m1!1sunknown!2m2!1d-94.6738889!2d38.9725!1m5!1m1!1sChIJ_XoYwMj7wlcRCNrQGPAF00Y!2m2!1d-94.7597267!2d38.9453734!3e0

https://www.google.com/maps/dir/Johnson+County+Museum/Royal+Supply+Inc/@38.9725,-94.6682275,14z/data=!3m1!4b1!4m14!4m13!1m5!1m1!1sunknown!2m2!1d-94.6682275!2d38.9697731!1m5!1m1!1sChIJ_XoYwMj7wlcRCNrQGPAF00Y!2m2!1d-94.7597267!2d38.9453734!3e0

Reviews for Royal Supply Inc

Royal Supply Inc

Image not found or type unknown

Donald Waggoner

(4)

I received a furnace installment from this place and was extremely happy with the furnace installation, but during the installation, they did something to completely make my hot water heater not work. They installed it on Friday at noon, and by the time I realized I had no hot water, it's after they closed, which left me with no hot water. Update: I had to call someone else out to help get my hot water heater fixed and operating correctly. While I am extremely grateful to the company for installing a great furnace, my final review will stay at 4 stars for the fact that the team did not address the hot water heater back to working order. I may use them for further things in the future, but I must leave this review to help others not have the same issues as me.

Royal Supply Inc

Image not found or type unknown

J.

(1)

Terrible AC install. Skipped on 90°c fittings for the electric conduit under my house, they used black electrical tape instead, I look under my house to find bare wires that are not in a conduit which is an electrical safety no

no and could lead to my house burning down. Left a massive gaping hole in my insulation leaving me to deal with itchy fiberglass myself which I only discovered after a summer of high electricity bills due to terrible insulation.

Royal Supply Inc

Image not found or type unknown

Ashley Foster

(5)

In a rush we had to replace our tub/surround in our home. We ordered online with another supplier and had a HORRIBLE experience. A friend recommended Royal Supply and they had exactly what we needed. We paid, loaded our trailer and were gone in less than 15 minutes. They are friendly and very helpful. Would definitely recommend to family and friends.

Royal Supply Inc

Image not found or type unknown

Caleb Roye

(5)

incredibly helpful staff. very educated on products and installation.

Royal Supply Inc

Image not found or type unknown

william mann

(5)

Needed an exterior door in a hurry after storm damaged mine. All the big box stores were days or weeks out on a 34x76 door. Google lead me here, I went in, asked if he had one that size, took me in their warehouse and showed me several options. Found a door I liked, and they had all the additional hardware to install I needed. One stop shop, friendly and helpful. Priced right too.

Strategies for Saving on Seasonal Tune Up Costs [View GBP](#)

Check our other pages :

- [Documenting Work to Verify Code Adherence](#)
- [Reviewing EPA Compliance Requirements for HVAC Work](#)
- [Understanding Local Permit Processes for Mobile Home Projects](#)

Frequently Asked Questions

What are some preventive measures to reduce the need for frequent seasonal HVAC tune-ups?

Regularly replace air filters, keep outdoor units clear of debris, ensure vents are unobstructed, and schedule annual professional inspections to catch issues early.

How can I find affordable HVAC service providers for seasonal tune-ups?

Compare quotes from multiple local contractors, check online reviews for reliability, look for promotions or discounts during off-peak times, and consider signing up for maintenance plans offered by reputable companies.

Are there any DIY tasks I can perform to minimize professional tune-up costs?

Yes, homeowners can clean or replace air filters monthly, check and seal duct leaks with mastic tape or sealant, clean around indoor and outdoor units regularly, and ensure thermostats are functioning correctly.

When is the best time to schedule an HVAC tune-up to save on costs?

Schedule tune-ups during the off-peak seasons—spring or fall—when demand is lower. Many companies offer discounts during these periods as they prepare systems for summer cooling or winter heating.

Can investing in a smart thermostat help reduce overall HVAC maintenance expenses?

Yes, smart thermostats optimize energy use by learning your schedule and adjusting temperatures accordingly. This reduces wear on your system and lowers utility bills, potentially decreasing the frequency of needed maintenance.

Royal Supply Inc

Phone : +18164837979

City : Lenexa

State : KS

Zip : 66215

Address : Unknown Address

Google Business Profile

Company Website : <https://royal-durhamsupply.com/locations/lenexa-kansas/>

Sitemap

Privacy Policy

About Us