



- **Approaches to Funding Major System Upgrades**
Approaches to Funding Major System Upgrades Understanding Flat Rate Pricing vs Hourly Billing Considering Payment Plans for Costly Equipment Exploring Credit Options for Mobile Home Repairs Evaluating Interest Rates on HVAC Financing Deciding Between Cash Payment and Loan Assistance Using Budget Planning to Manage HVAC Expenses Applying for Low Interest Home Improvement Loans Strategies for Saving on Seasonal Tune Up Costs Discussing Payment Flexibility with HVAC Providers Tracking Monthly Expenses to Avoid Overextension Selecting the Right Financing Partner for Big Projects
- **Reviewing EPA Compliance Requirements for HVAC Work**
Reviewing EPA Compliance Requirements for HVAC Work Understanding Local Permit Processes for Mobile Home Projects Following Guidelines for Proper Refrigerant Handling Recognizing OSHA Mandates on Workplace Safety Steps for Meeting State Licensing Obligations Checking Zoning Rules for External AC Installations Ensuring Adequate Ventilation to Meet Code Standards Maintaining Indoor Air Quality Through Compliance Importance of Safety Gear for HVAC Technicians Documenting Work to Verify Code Adherence Identifying Common Violations During Inspections Coordinating with Local Authorities for Larger Renovations
- **About Us**



Understanding the seasonal variations in HVAC costs is crucial for anyone keen on managing their monthly expenses effectively. Heating, ventilation, and air conditioning (HVAC) systems are significant contributors to household energy consumption. Proper insulation is essential for efficient heating and cooling in mobile homes **mobile home hvac near me** allergen. Without a clear understanding of how these costs fluctuate throughout the year, individuals can easily find themselves financially overextended, particularly during peak seasons.

One of the most significant factors affecting HVAC costs is the climate. In regions with harsh winters or scorching summers, heating and cooling demands are naturally higher. During winter months, heating accounts for a substantial portion of energy usage as temperatures drop and homes require more warmth. Conversely, in the summer months, air conditioning units work overtime to maintain comfortable indoor environments against rising outdoor temperatures. This seasonal cycle results in fluctuating utility bills that can catch homeowners off guard if they fail to account for these changes.

To avoid financial strain from unexpected HVAC expenses, it's essential to track monthly expenses diligently. By reviewing past utility bills and identifying patterns in energy usage, individuals can better anticipate future costs. Setting aside funds during low-demand periods can help cushion the impact when bills inevitably rise during peak seasons. Additionally, implementing energy-saving practices-such as regular maintenance of HVAC systems, using programmable thermostats, and improving home insulation-can significantly reduce overall costs.

Furthermore, understanding local weather forecasts and trends can allow homeowners to plan accordingly. For instance, an unusually cold winter or a particularly hot summer may necessitate additional budget adjustments to accommodate increased energy consumption. By staying informed about potential weather anomalies and preparing for them financially ahead of time, individuals can mitigate the risk of being caught unprepared by sudden spikes in HVAC-related expenses.

Ultimately, awareness of seasonal variations in HVAC costs is not just about managing current expenses but also about fostering sustainable financial health in the long run. It encourages proactive budgeting habits that prevent overextension and ensure that individuals have enough resources set aside for other important needs or emergencies.

In conclusion, understanding the ebb and flow of HVAC costs throughout different seasons plays a critical role in tracking monthly expenses effectively. By anticipating fluctuations

based on climate conditions and implementing strategic savings measures, individuals can maintain balanced budgets without succumbing to financial stress caused by unforeseen utility bills. Through careful planning and conscientious monitoring of both weather patterns and personal energy consumption habits, homeowners can achieve greater control over their finances while maintaining comfort within their living spaces year-round.

Traditional Funding Methods: Loans and Credit Options —

- Evaluating the Costs and Benefits of Major System Upgrades
- Traditional Funding Methods: Loans and Credit Options
- Government Grants and Incentive Programs for Energy Efficiency
- Exploring Private Sector Investment Opportunities
- Crowdfunding as a Community-Based Funding Approach
- Innovative Financing Models: Energy-as-a-Service (EaaS) Contracts

In today's fast-paced world, managing finances efficiently has become more crucial than ever. One area that often presents challenges in budget management is the heating, ventilation, and air conditioning (HVAC) system. Understanding and distinguishing between fixed and variable HVAC expenses is a critical step in tracking monthly expenses effectively to avoid overextension.

To begin with, let's clarify what constitutes fixed HVAC expenses. These are costs that remain relatively consistent month after month, regardless of usage levels or changes in external conditions. Fixed expenses typically include regular maintenance agreements, service contracts, and warranty plans. For example, if you have an annual maintenance contract for your HVAC system that costs \$600 per year, this translates into a fixed monthly expense of \$50. Such predictable costs allow for straightforward budgeting since they do not fluctuate with the seasons or energy consumption.

On the other hand, variable HVAC expenses are those that can vary significantly based on several factors such as seasonal changes, usage patterns, and fluctuating energy prices. The most prominent variable cost is the utility bill associated with running the HVAC system. During sweltering summer months or freezing winter periods, energy consumption can spike dramatically as heating or cooling demand increases. Additionally, unexpected repairs due to equipment failure can also be categorized under variable expenses because they occur

sporadically and often without warning.

Tracking these varying expenditures calls for a strategic approach to ensure financial stability throughout the year. By maintaining detailed records of past utility bills and repair costs, homeowners can identify trends and anticipate periods of higher spending. This historical data acts as a valuable tool for creating a dynamic budget that adapts to changing circumstances.

Moreover, implementing energy-efficient practices can help mitigate some variable expenses associated with HVAC systems. Regularly cleaning filters, sealing ducts properly, and investing in smart thermostats are all measures that contribute to reduced energy usage without compromising comfort levels at home.

Another effective strategy involves setting aside an emergency fund specifically for unforeseen repairs or spikes in utility bills during extreme weather conditions. This financial cushion helps prevent overextension by covering unexpected costs without disrupting other budgetary commitments.

In conclusion, identifying fixed versus variable HVAC expenses plays an integral role in managing monthly expenditures wisely. By differentiating between these two types of costs and employing proactive measures such as efficient energy use and emergency savings funds, individuals can achieve better control over their finances while ensuring their homes remain comfortable year-round. Ultimately, understanding where money goes within this essential household system contributes significantly towards avoiding financial strain while fostering peace of mind amidst life's unpredictable nature.

More About Us


Janeznovak1702

What Yelp Says About Us

Mobile Home Hvac Service

How to reach us

Mobile Home Hvac Repair



Posted by on

Posted by on

Posted by on

Posted by on

Government Grants and Incentive Programs for Energy Efficiency

Monitoring HVAC expenditures is a crucial component of managing building maintenance budgets, particularly when aiming to track monthly expenses to avoid financial overextension. Heating, ventilation, and air conditioning (HVAC) systems are essential for maintaining comfortable indoor environments, but they can also be significant cost drivers in both residential and commercial settings. Therefore, deploying effective tools and techniques to monitor these costs is vital.

To begin with, implementing robust financial management software can greatly enhance the tracking of HVAC-related expenses. These software solutions offer comprehensive insights into spending patterns by categorizing costs associated with energy consumption, repairs, maintenance contracts, and equipment upgrades. By leveraging such tools, businesses can gain a clearer understanding of their expenditure trends over time. This data-driven approach allows for the identification of irregularities or spikes in costs that may indicate inefficiencies or potential system failures.


Moreover, integrating smart technology into HVAC systems provides real-time monitoring capabilities that are invaluable for expense tracking. Smart thermostats and sensors not only optimize energy usage by adjusting temperatures based on occupancy patterns but also generate detailed reports on energy consumption. This enables property managers to pinpoint areas where energy efficiency can be improved, thus reducing unnecessary expenditure. Additionally, smart systems often come with predictive maintenance features that alert users to possible malfunctions before they result in costly repairs.

Regular audits and inspections form another cornerstone of effective expense monitoring. Scheduled assessments by qualified technicians ensure that all components of an HVAC system are operating optimally and conforming to energy standards. Such proactive measures help preempt minor issues from escalating into major problems that require expensive interventions.

Furthermore, adopting a lifecycle costing approach provides a long-term perspective on HVAC investments. This technique considers the total cost of ownership over the lifespan of equipment rather than just upfront expenses. By evaluating factors such as operational efficiency and anticipated repair costs over time, decision-makers can make informed choices about whether it might be more economical to replace aging units rather than continue investing in frequent repairs.

Lastly, fostering a culture of accountability within organizations encourages responsible usage practices among employees or tenants who interact with HVAC systems daily. Simple actions like turning off heating or cooling when leaving rooms unoccupied contribute significantly towards minimizing excess energy consumption.

In conclusion, tracking monthly HVAC expenses requires diligent application of various tools and techniques designed to provide transparency into spending habits while promoting efficient use practices across facilities. By embracing technological advancements alongside traditional management strategies like regular audits and lifecycle analysis approaches, organizations stand well-equipped not only against overspending but also towards achieving sustainable operational efficiencies within their buildings' climate control frameworks.





Exploring Private Sector Investment Opportunities

As the seasons change, so too do our energy needs, particularly when it comes to heating, ventilation, and air conditioning (HVAC). Setting a budget for seasonal HVAC needs is an essential part of tracking monthly expenses to avoid financial overextension. With careful planning and mindful spending, you can ensure that your home remains comfortable year-

round without placing undue strain on your finances.

The first step in setting a budget for seasonal HVAC needs is understanding the ebb and flow of your energy usage throughout the year. Typically, energy consumption spikes during the hottest summer months and the coldest winter periods. By analyzing past utility bills, you can identify patterns in your energy use and anticipate higher costs during these peak times. This historical data serves as a foundation for predicting future expenses and tailoring your budget accordingly.

Once you have a clear picture of your seasonal energy usage, it's crucial to establish a realistic budget that accommodates these fluctuations. Start by calculating an average monthly expense based on past consumption trends. From there, factor in any upcoming changes that might affect your HVAC usage-such as planned renovations or expected weather anomalies-and adjust your budget as needed.

To further refine your budget, consider implementing measures to increase energy efficiency in your home. Simple steps like sealing drafts around windows and doors, installing a programmable thermostat, or scheduling regular maintenance checks for your HVAC system can significantly reduce energy waste and lower costs. Investing in high-efficiency appliances or smart home technology may require an upfront expenditure but often results in long-term savings that benefit both your wallet and the environment.

In addition to proactive budgeting and efficiency improvements, monitoring ongoing expenses is critical to avoiding overextension. Keep track of monthly utility bills and compare them against your projected budget to ensure you're staying within limits. If you notice unexpected spikes in usage-or if actual costs consistently exceed estimates-it may be time to revisit your strategies or explore alternative solutions.

In summary, setting a budget for seasonal HVAC needs is an essential component of managing monthly expenses effectively. By understanding patterns of energy use, creating a flexible yet realistic spending plan, improving home efficiency, and diligently tracking ongoing costs, you can maintain comfort without compromising financial stability. With foresight and discipline, navigating seasonal changes becomes less about bracing for impact and more about enjoying each season with confidence and ease.

Crowdfunding as a Community-Based Funding Approach

As the scorching days of summer roll in or the biting chill of winter sets, households and businesses alike brace for a common financial burden: soaring HVAC costs. Heating, ventilation, and air conditioning systems are essential for maintaining comfort during these peak seasons, but they can also be significant contributors to monthly expenses. To avoid financial overextension while keeping indoor environments pleasant, it is crucial to adopt effective strategies for managing these costs.

One fundamental approach is regular maintenance and servicing of HVAC systems. Much like a car that requires periodic oil changes and tune-ups to run efficiently, an HVAC system needs consistent care to function optimally. Regularly replacing filters, cleaning ducts, and checking for leaks can significantly enhance efficiency, reducing energy consumption and lowering bills. Furthermore, scheduling professional inspections before peak seasons can preempt costly repairs or replacements during times when demand-and prices-are highest.

Another key strategy is optimizing thermostat settings. During peak seasons, even small adjustments can lead to substantial savings without sacrificing comfort. In summer months, setting the thermostat a few degrees higher than usual when away from home can cut cooling costs considerably. Similarly, in winter, lowering the temperature slightly at night or when no one is home can result in less energy expenditure. Investing in a programmable or smart thermostat offers even greater control by allowing specific temperature settings based on time of day or occupancy.

Additionally, improving insulation throughout the building can have a profound impact on HVAC efficiency. Proper insulation minimizes heat gain during summer and heat loss in winter, meaning that HVAC systems do not have to work as hard to maintain desired

temperatures. This includes ensuring windows are sealed tightly and using window treatments such as blinds or curtains to block out direct sunlight during hot days.

Behavioral changes also play an important role in managing HVAC costs. Encouraging everyone within a household or workplace to dress appropriately for the season reduces reliance on heating or cooling systems for comfort. Moreover, utilizing ceiling fans can circulate air more effectively throughout rooms without consuming as much energy as air conditioning units.

Beyond immediate actions focused directly on the system itself or its usage patterns lie broader strategies involving expense tracking and budgeting-vital tools for preventing financial strain from high utility bills during peak seasons. By closely monitoring monthly utility expenses alongside other household expenditures through budgeting apps or spreadsheets, individuals can pinpoint areas of overspending early on. Setting aside funds specifically earmarked for utilities during off-peak periods helps cushion against sudden spikes when seasonal demands increase.

In conclusion, while HVAC systems provide indispensable relief from extreme weather conditions across different seasons, their operation often comes with hefty price tags attached-especially during peak periods when demand intensifies dramatically alongside rising temperatures outside (or plummeting ones). However daunting this might seem initially though; adopting proactive strategies centered around efficient system upkeep coupled with mindful usage practices offers tangible pathways towards reduced overall expenditure over time whilst still retaining comfortable living/workplace environments year-round ultimately benefiting both wallets & well-being alike!



Innovative Financing Models: Energy-as-a-Service (EaaS) Contracts

Analyzing monthly expense reports is a critical practice for individuals and businesses alike, serving as a revealing lens into financial health. This routine exercise aids in identifying overextension warning signs that could otherwise go unnoticed, potentially leading to financial distress. By meticulously tracking monthly expenses, one gains the ability to make informed decisions that can prevent the pitfalls associated with financial overextension.

At its core, analyzing expense reports involves a detailed examination of all outgoing expenditures against income or budgetary constraints. This process requires an organized approach to categorizing expenses-be it fixed costs like rent and utilities, variable costs such as groceries and entertainment, or unforeseen expenses that might arise unexpectedly. By segmenting these expenses, one can easily identify patterns or anomalies that may indicate overspending.

One major warning sign of overextension is consistently spending more than what is earned or budgeted for. This scenario often results in accumulating debt, which poses significant risks if left unchecked. Regularly reviewing monthly reports helps pinpoint areas where spending might be cut back or adjusted to align better with available resources. For example, if dining out takes up an increasingly large portion of the budget each month, it may be time to consider cooking at home more frequently or seeking out less expensive dining options.

Another red flag often revealed through careful analysis is the presence of recurring charges for services no longer needed or subscriptions forgotten about but still active. These seemingly small amounts can add up quickly over time and represent wasted resources that could be redirected towards more essential needs or savings goals.

Moreover, analyzing monthly expenses offers insight into cash flow trends-identifying periods when cash inflow does not meet outflow requirements can prompt preemptive actions such as adjusting payment schedules or prioritizing expense allocations differently during those lean times.

Beyond merely preventing negative outcomes, thorough analysis fosters proactive financial planning. Gaining an understanding of spending habits empowers individuals and organizations to set realistic financial goals and implement strategies to achieve them without falling into the trap of overextension.


In conclusion, regular analysis of monthly expense reports is indispensable for maintaining fiscal responsibility and avoiding the dangers associated with financial overextension. It enables a clear view of spending habits and provides actionable insights necessary for making prudent adjustments before problems become unmanageable. Whether it's cutting unnecessary costs or simply being more mindful about expenditure patterns, this practice ensures sustainability and stability in personal finances and business operations alike.

About Mobile home

This article is about the prefabricated structure. For the vehicle, see Recreational vehicle. For other uses, see Mobile home (disambiguation).

"Static Caravan" redirects here. For the record label, see Static Caravan Recordings. "House on wheels" redirects here. For the South Korean variety show, see House on Wheels.

The examples and perspective in this article **deal primarily with the United States and do not represent a worldwide view of the subject**. You may **improve this article**, discuss the issue on the talk page, or create a new article, as appropriate. *(April 2017)* *(Learn how and when to remove this message)*




Mobile homes with detached single car garages

- v
- t
- e

Part of a series on

Living spaces



Main

- House: detached
- semi-detached
- terraced
- Apartment
- Bungalow
- Cottage
- Ecohouse
- Green home
- Housing project
- Human outpost
- I-house
- Ranch
- Tenement
- Condominium
- Mixed-use development
- Hotel
- Hostel
- Castle
- Public housing
- Squat
- Flophouse
- Shack
- Slum
- Shanty town
- Villa

Issues

- Affordability
- Affordability in the United States
- Executive housing
- Environmental:
 - design
 - planning
 - racism
- Environmental security
- Eviction
- Fair housing
- Healthiness
- Homelessness
- Housing crisis
- Housing discrimination
- Housing stress
- Overpopulation
- Housing inequality
- Home ownership
- Luxury apartments
- Ownership equity
- Permit
- Rent
- Subprime lending
- Subsidized housing
- Sustainable:
 - architecture
 - development
 - living
- Sustainable city
- Toxic hotspot
- Vagrancy

Society and politics

- Housing First
- Housing subsidy
- NIMBY
- Rapid Re-Housing
- Real estate appraisal
- Real estate bubble
- Real estate economics
- Real estate investing
- Redlining
- Rent regulation
- Right to housing
- Rent control
- Rent strike
- Tenants union
- YIMBY

Other

- Alternative lifestyle
- Assisted living
- Boomtown
- Cottage homes
- Eco-cities
- Ecovillage
- Foster care
- Green building
- Group home
- Halfway house
- Healthy community design
- Homeless shelter
- Hospital
- Local community
- Log house
- Natural building
- Nursing home
- Orphanage
- Prison
- Psychiatric hospital
- Residential care
- Residential treatment center
- Retirement community
- Retirement home
- Supportive housing
- Supported living



image not found or type unknown
Housing portal

A **mobile home** (also known as a **house trailer**, **park home**, **trailer**, or **trailer home**) is a prefabricated structure, built in a factory on a permanently attached chassis before being transported to site (either by being towed or on a trailer). Used as permanent homes, or for holiday or temporary accommodation, they are often left permanently or semi-permanently in one place, but can be moved, and may be required to move from time to time for legal reasons.

Mobile homes share the same historic origins as travel trailers, but today the two are very different, with travel trailers being used primarily as temporary or vacation homes. Behind the cosmetic work fitted at installation to hide the base, mobile homes have strong trailer frames, axles, wheels, and tow-hitches.

History

[edit]


In the United States, this form of housing goes back to the early years of cars and motorized highway travel.^[1] It was derived from the travel trailer (often referred to during the early years as "house trailers" or "trailer coaches"), a small unit with wheels attached permanently, often used for camping or extended travel. The original rationale for this type of housing was its mobility. Units were initially marketed primarily to people whose lifestyle required mobility. However, in the 1950s, the homes began to be marketed primarily as an inexpensive form of housing designed to be set up and left in a location for long periods of time or even permanently installed with a masonry foundation. Previously, units had been eight feet or fewer in width, but in 1956, the 10-foot (3.0 m) wide home ("ten-wide") was introduced, along with the new term "mobile home".^[2]

The homes were given a rectangular shape, made from pre-painted aluminum panels, rather than the streamlined shape of travel trailers, which were usually painted after assembly. All of this helped increase the difference between these homes and home/travel trailers. The smaller, "eight-wide" units could be moved simply with a car, but the larger, wider units ("ten-wide", and, later, "twelve-wide") usually required the services of a professional trucking company, and, often, a special moving permit from a state highway department. During the late 1960s and early 1970s, the homes were made even longer and wider, making the mobility of the units more difficult. Nowadays, when a factory-built home is moved to a location, it is usually kept there permanently and the mobility of the units has considerably decreased. In some states, mobile homes have been taxed as personal property if the wheels remain attached, but as real estate if the wheels are removed. Removal of the tongue and axles may also be a requirement for real estate classification.


Manufactured home

[edit]

Main article: Manufactured housing



Example of a modern manufactured home in New Alexandria, Pennsylvania.
28 by 60 feet (8.5 m × 18.3 m)




Manufactured home foundation

Mobile homes built in the United States since June 1976, legally referred to as manufactured homes, are required to meet FHA certification requirements and come with attached metal certification tags. Mobile homes permanently installed on owned land are rarely mortgageable, whereas FHA code manufactured homes are mortgageable through VA, FHA, and Fannie Mae.

Many people who could not afford a traditional site-built home, or did not desire to commit to spending a large sum of money on housing, began to see factory-built homes as a viable alternative for long-term housing needs. The units were often marketed as an alternative to apartment rental. However, the tendency of the units of this era to depreciate rapidly in resale value^[citation needed] made using them as collateral for loans much riskier than traditional home loans. Terms were usually limited to less than the thirty-year term typical of the general home-loan market, and interest rates were considerably higher.^[citation needed] In that way, mobile home loans resembled motor vehicle loans more than traditional home mortgage loans.

Construction and sizes

[edit]



Exterior wall assemblies being set in place during manufacture

Mobile homes come in two major sizes, *single-wides* and *double-wides*. Single-wides are 18 feet (5.5 m) or less in width and 90 feet (27 m) or less in length and can be towed to their site as a single unit. Double-wides are 20 feet (6.1 m) or more wide and are 90 feet (27 m) in length or less and are towed to their site in two separate units, which are then joined. *Triple-wides* and even homes with four, five, or more units are also built but less frequently.

While site-built homes are rarely moved, single-wide owners often "trade" or sell their home to a dealer in the form of the reduction of the purchase of a new home. These "used" homes are either re-sold to new owners or to park owners who use them as inexpensive rental units. Single-wides are more likely to be traded than double-wides because removing them from the site is easier. In fact, only about 5% of all double-wides will ever be moved.^[*citation needed*]


While an EF1 tornado might cause minor damage to a site-built home, it could do significant damage to a factory-built home, especially an older model or one that is not properly secured. Also, structural components (such as windows) are typically weaker than those in site-built homes.^[3] 70 miles per hour (110 km/h) winds can destroy a mobile home in a matter of minutes. Many brands offer optional hurricane straps, which can be used to tie the home to anchors embedded in the ground.

Regulations

[edit]

United States

[edit]



Home struck by tornado

In the United States, mobile homes are regulated by the US Department of Housing and Urban Development (HUD), via the Federal National Manufactured Housing Construction and Safety Standards Act of 1974. This national regulation has allowed many manufacturers to distribute nationwide because they are immune to the jurisdiction of local building authorities.^[4] ^[5] By contrast, producers of modular homes must abide by state and local building codes. There are, however, wind zones adopted by HUD that home builders must follow. For example, statewide, Florida is at least wind zone 2. South Florida is wind zone 3, the strongest wind zone. After Hurricane Andrew in 1992, new standards were adopted for home construction. The codes for building within these wind zones were significantly amended, which has greatly increased their durability. During the 2004 hurricanes in Florida, these standards were put to the test, with great success. Yet, older models continue to face the exposed risk to high winds because of the attachments applied such as carports, porch and screen room additions. Such areas are exposed to "wind capture" which apply extreme force to the underside of the integrated roof panel systems, ripping the fasteners through the roof pan causing a series of events which destroys the main roof system and the home.

The popularity of the factory-built homes caused complications the legal system was not prepared to handle. Originally, factory-built homes tended to be taxed as vehicles rather than real estate, which resulted in very low property tax rates for their inhabitants. That caused local governments to reclassify them for taxation purposes.

However, even with that change, rapid depreciation often resulted in the home occupants paying far less in property taxes than had been anticipated and budgeted. The ability to move many factory-built homes rapidly into a relatively small area resulted in strains to the infrastructure and governmental services of the affected areas, such as inadequate water pressure and sewage disposal, and highway congestion. That led jurisdictions to begin placing limitations on the size and density of developments.

Early homes, even those that were well-maintained, tended to depreciate over time, much like motor vehicles. That is in contrast to site-built homes which include the land they are built on and tend to appreciate in value. The arrival of mobile homes in an

area tended to be regarded with alarm, in part because of the devaluation of the housing potentially spreading to preexisting structures.

This combination of factors has caused most jurisdictions to place zoning regulations on the areas in which factory-built homes are placed, and limitations on the number and density of homes permitted on any given site. Other restrictions, such as minimum size requirements, limitations on exterior colors and finishes, and foundation mandates have also been enacted. There are many jurisdictions that will not allow the placement of any additional factory-built homes. Others have strongly limited or forbidden all single-wide models, which tend to depreciate more rapidly than modern double-wide models.

Apart from all the practical issues described above, there is also the constant discussion about legal fixture and chattels and so the legal status of a trailer is or could be affected by its incorporation to the land or not. This sometimes involves such factors as whether or not the wheels have been removed.

North Carolina

[edit]

The North Carolina Board of Transportation allowed 14-foot-wide homes on the state's roads, but until January 1997, 16-foot-wide homes were not allowed. 41 states allowed 16-foot-wide homes, but they were not sold in North Carolina. Under a trial program approved January 10, 1997, the wider homes could be delivered on specific roads at certain times of day and travel 10 mph below the speed limit, with escort vehicles in front and behind.^[6]^[7] Eventually, all homes had to leave the state on interstate highways.^[8]

In December 1997, a study showed that the wider homes could be delivered safely, but some opponents still wanted the program to end.^[9] On December 2, 1999, the NC Manufactured Housing Institute asked the state Board of Transportation to expand the program to allow deliveries of 16-foot-wide homes within North Carolina.^[8] A month later, the board extended the pilot program by three months but did not vote to allow shipments within the state.^[10] In June 2000, the board voted to allow 16-foot-side homes to be shipped to other states on more two-lane roads, and to allow shipments in the state east of US 220. A third escort was required, including a law enforcement officer on two-lane roads.^[11]

New York

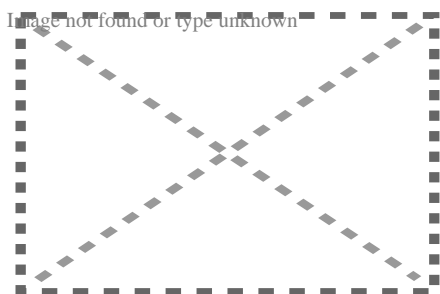
[edit]

In New York State, the Homes and Community Renewal agency tracks mobile home parks and provides regulations concerning them. For example, the agency requires park owners to provide residents with a \$15,000 grant if residents are forced to move when the land is transferred to a new owner. Residents are also granted the right of first refusal for a sale of the park, however, if the owner does not evict tenants for five years, the land sale can go ahead. State law also restricts the annual increase in land lot fee to a cap of 3 percent, unless the landowner demonstrates hardship in a local court, and can then raise the land lot fee by up to 6 percent in a year.^[12]

Mobile home parks

[edit]

Main article: Trailer park



Meadow Lanes Estates Mobile Home Park, Ames, Iowa, August 2010, during a flood

Mobile homes are often sited in land lease communities known as trailer parks (also 'trailer courts', 'mobile home parks', 'mobile home communities', 'manufactured home communities', 'factory-built home communities' etc.); these communities allow homeowners to rent space on which to place a home. In addition to providing space, the site often provides basic utilities such as water, sewer, electricity, or natural gas and other amenities such as mowing, garbage removal, community rooms, pools, and playgrounds.

There are over 38,000^[13] trailer parks in the United States ranging in size from 5 to over 1,000 home sites. Although most parks appeal to meeting basic housing needs, some communities specialize towards certain segments of the market. One subset of mobile home parks, retirement communities, restrict residents to those age 55 and older. Another subset of mobile home parks, seasonal communities, are located in popular vacation destinations or are used as a location for summer homes. In New York State, as of 2019, there were 1,811 parks with 83,929 homes.^[12]

Newer homes, particularly double-wides, tend to be built to much higher standards than their predecessors and meet the building codes applicable to most areas. That has led to a reduction in the rate of value depreciation of most used units.^[14]

Additionally, modern homes tend to be built from materials similar to those used in site-built homes rather than inferior, lighter-weight materials. They are also more likely to physically resemble site-built homes. Often, the primary differentiation in appearance is that factory-built homes tend to have less of a roof slope so that they can be readily transported underneath bridges and overpasses.^[citation needed]

The number of double-wide units sold exceeds the number of single-wides, which is due in part to the aforementioned zoning restrictions. Another reason for higher sales is the spaciousness of double-wide units, which are now comparable to site-built homes. Single-wide units are still popular primarily in rural areas, where there are fewer restrictions. They are frequently used as temporary housing in areas affected by natural disasters when restrictions are temporarily waived.^[citation needed]

Another recent trend has been parks in which the owner of the mobile home owns the lot on which their unit is parked. Some of these communities simply provide land in a homogeneous neighborhood, but others are operated more like condominiums with club homes complete with swimming pools and meeting rooms which are shared by all of the residents, who are required to pay membership fees and dues.


By country

[edit]

Mobile home (or mobile-homes) are used in many European campgrounds to refer to fixed caravans, purpose-built cabins, and even large tents, which are rented by the week or even year-round as cheap accommodation, similar to the US concept of a trailer park. Like many other US loanwords, the term is not used widely in Britain.^[citation needed]

United Kingdom


[edit]



A mobile home marketed as a holiday home

Mobile Homes or Static Caravans are popular across the United Kingdom. They are more commonly referred to as Park Homes or Leisure Lodges, depending on if they are marketed as a residential dwelling or as a second holiday home residence.

Residential Mobile homes (park homes) are built to the BS3632 standard. This standard is issued by the British Standards Institute. The institute is a UK body who produce a range of standards for businesses and products to ensure they are fit for purpose. The majority of residential parks in the UK have a minimum age limit for their residents, and are generally marketed as retirement or semi-retirement parks. Holiday Homes, static caravans or holiday lodges aren't required to be built to BS3632 standards, but many are built to the standard.



A static caravan park on the cliffs above Beer, Devon, England

In addition to mobile homes, static caravans are popular across the UK. Static caravans have wheels and a rudimentary chassis with no suspension or brakes and are therefore transported on the back of large flatbed lorries, the axle and wheels being used for movement to the final location when the static caravan is moved by tractor or 4x4. A static caravan normally stays on a single plot for many years and has many of the modern conveniences normally found in a home.

Mobile homes are designed and constructed to be transportable by road in one or two sections. Mobile homes are no larger than 20 m x 6.8 m (65 ft 7 in x 22 ft 4 in) with an internal maximum height of 3.05 m (10 ft 0 in). Legally, mobile homes can still be defined as "caravans".

Static holiday caravans generally have sleeping accommodation for 6 to 10 people in 2, 3 or 4 bedrooms and on convertible seating in the lounge referred to as a 'pull out bed'. They tend towards a fairly "open-plan" layout, and while some units are double glazed


and centrally heated for year-round use, cheaper models without double glazing or central heating are available for mainly summer use. Static caravan holiday homes are intended for leisure use and are available in 10 and 12 ft (3.0 and 3.7 m) widths, a small number in 13 and 14 ft (4.0 and 4.3 m) widths, and a few 16 ft (4.9 m) wide, consisting of two 8 ft (2.4 m) wide units joined. Generally, holiday homes are clad in painted steel panels, but can be clad in PVC, timber or composite materials. Static caravans are sited on caravan parks where the park operator of the site leases a plot to the caravan owner. There are many holiday parks in the UK in which one's own static caravan can be owned. There are a few of these parks in areas that are prone to flooding and anyone considering buying a sited static caravan needs to take particular care in checking that their site is not liable to flooding.

Static caravans can be rented on an ad-hoc basis or purchased. Purchase prices range from £25,000 to £100,000. Once purchased, static caravans have various ongoing costs including insurance, site fees, local authority rates, utility charges, winterisation and depreciation. Depending on the type of caravan and the park these costs can range from £1,000 to £40,000 per year.^[15] Some park owners used to have unfair conditions in their lease contracts but the Office of Fair Trading has produced a guidance document available for download called Unfair Terms in Holiday Caravan Agreements which aims to stop unfair practices.

Israel

[edit]

Main article: Caravan (Israel)



Posting of *caravan* in Mitzpe Hila, Israel, 1982

Many Israeli settlements and outposts are originally composed of caravans (Hebrew: *caravan*; pl.

caravanim). They are constructed of light metal, are not insulated but can be outfitted with heating and air-conditioning units, water lines, recessed lighting, and floor tiling to

function in a full-service capacity. Starting in 2005, prefabricated homes, named *caravillas* (Hebrew:

קראבילס), a portmanteau of the words caravan, and villa, begin to replace mobile homes in many Israeli settlements.

Difference from modular homes

[edit]

Main article: Modular home

Because of similarities in the manufacturing process, some companies build both types in their factories. Modular homes are transported on flatbed trucks rather than being towed, and lack axles and an automotive-type frame. However, some modular homes are towed behind a semi-truck or toter on a frame similar to that of a trailer. The home is usually in two pieces and is hauled by two separate trucks. Each frame has five or more axles, depending on the size of the home. Once the home has reached its location, the axles and the tongue of the frame are then removed, and the home is set on a concrete foundation by a large crane.

Both styles are commonly referred to as factory-built housing, but that term's technical use is restricted to a class of homes regulated by the Federal National Mfd. Housing Construction and Safety Standards Act of 1974.

Most zoning restrictions on the homes have been found to be inapplicable or only applicable to modular homes. That occurs often after considerable litigation on the topic by affected jurisdictions and by plaintiffs failing to ascertain the difference. Most modern modulars, once fully assembled, are indistinguishable from site-built homes. Their roofs are usually transported as separate units. Newer modulars also come with roofs that can be raised during the setting process with cranes. There are also modulars with 2 to 4 storeys.

Gallery

[edit]

Construction starts with the frame.

○

Image not found or type unknown

Construction starts with the
frame.
Interior wall assemblies are attached.

○

Image not found or type unknown

Interior wall assemblies are
attached.
Roof assembly is set atop home.

○

Image not found or type unknown

Roof assembly is set atop
home.
Drywall is completed.

○

Image not found or type unknown

Drywall is completed.
Home is ready for delivery to site.

○

Image not found or type unknown

Home is ready for delivery to
site.

- A modern "triple wide" home, designed to look like an adobe home

Image not found or type unknown

A modern "triple wide"
home, designed to look like
an adobe home
A mobile home is being moved, California.

-

Image not found or type unknown

A mobile home
is being moved,
California.


- A mobile home being prepared for transport

Image not found or type unknown

A mobile home being
prepared for transport

See also

[edit]

-  Housing portal
- All Parks Alliance for Change
- Campervan
- Construction trailer
- Houseboat
- Manufactured housing
- Modular home
- Motorhome
- Nomadic wagons

- Recreational vehicle
- Reefer container housing units
- Small house movement
- Trailer (vehicle)
- Trailer Park Boys
- Trailer trash
- Vardo
- Prefabricated home

References

[edit]

1. ^ "Part 17, Mobile Home Parks". *ny.gov*.
2. ^ "Mobile Manufactured Homes". *ct.gov*. Retrieved 28 March 2018.
3. ^ "Caravan Repairs? Great Caravan Repair Deals!". *canterburycaravans.com.au*.
4. ^ "Titles for Mobile Homes". *AAA Digest of Motor Laws*.
5. ^ Andrews, Jeff (January 29, 2018). "HUD to explore deregulating manufactured housing". *Curbed*. Archived from the original on 2018-01-29. Retrieved 2019-04-19.
6. ^ Hackett, Thomas (January 11, 1997). "Extra-wide homes to take to the road". *News & Observer*. p. A3.
7. ^ Mitchell, Kirsten B. (January 10, 1997). "Wider trailer transport OK'd". *Star-News*. p. 1A.
8. ^ **a b** Whitacre, Dianne (December 2, 1999). "Mobile-Home Makers Look to Squeeze on N.C. Roads". *The Charlotte Observer*. p. 1C.
9. ^ "Study: Keep Curbs on Transporting Wide Mobile Homes". *The Charlotte Observer*. December 1, 1997. p. 4C.
10. ^ Bonner, Lynn (January 7, 2000). "Program for wide mobile homes extended". *News & Observer*. p. A3.
11. ^ "Wide mobile homes given final approval". *News & Observer*. June 3, 2000. p. A3.
12. ^ **a b** Liberatore, Wendy (January 23, 2022). "Saratoga County's mobile home parks - a sign of an affordable housing crisis". *www.timesunion.com*. Retrieved January 23, 2022.
13. ^ "Database of Mobile Home Parks in the United States". Retrieved 2009-02-17.
14. ^ "Homes". *Answers.com*. Retrieved 2006-09-12.
15. ^ "Cost of a static caravan or lodge". *StaticCaravanExpert*. 28 December 2020. Retrieved 2021-03-07.

Further reading

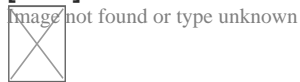
[edit]

- Benson, J. E. (1990). Good neighbors: Ethnic relations in Garden City trailer courts. *Urban Anthropology*, 19, 361–386.

- Burch-Brown, C. (1996). *Trailers*. Charlottesville: University Press of Virginia. Text by David Rigsbee.
- Geisler, C. C., & Mitsuda, H. (1987). Mobile-home growth, regulation, and discrimination in upstate New York. *Rural Sociology*, 52, 532–543.
- Hart, J. F., Rhodes, M. J., & Morgan, J. T. (2002). *The unknown world of the mobile home*. Baltimore: Johns Hopkins University Press.
- MacTavish, K. A., & Salamon, S. (2001). Mobile home park on the prairie: A new rural community form. *Rural Sociology*, 66, 487–506.
- Moore, B. (2006). Trailer trash: The world of trailers and mobile homes in the Southwest. Laughlin: *Route 66 Magazine*.
- Thornburg, D. A. (1991). *Galloping bungalows: The rise and demise of the American house trailer*. Hamden: Archon Books.
- Wallis, A. D. (1991). *Wheel estate: The rise and decline of mobile homes*. New York: Oxford University Press.

External links

[edit]



Wikimedia Commons has media related to **Mobile homes**.

- Regulating body in the UK
- US Federal Manufactured Home Construction and Safety Standards

About Royal Supply Inc

Photo

Image not found or type unknown

Photo

Image not found or type unknown

Photo

Image not found or type unknown

Photo

Image not found or type unknown

Photo

Image not found or type unknown

Things To Do in Johnson County

Photo

Image not found or type unknown

Overland Park Arboretum & Botanical Gardens

4.8 (3513)

Photo

Image not found or type unknown

Heritage Park

4.6 (763)

Photo

Museum at Prairiefire

4.3 (1149)

Photo

Image not found or type unknown

TimberRidge Adventure Center

4.6 (101)

Photo

Image not found or type unknown

9/11 Memorial

4.9 (183)

Photo

Ernie Miller Park & Nature Center

4.7 (890)

Driving Directions in Johnson County

Driving Directions From Quest Diagnostics to Royal Supply Inc

Driving Directions From Security P S to Royal Supply Inc

Driving Directions From Tapco Products Co to Royal Supply Inc

Driving Directions From Extended Stay Lenexa Studios to Royal Supply Inc

Driving Directions From GBA to Royal Supply Inc

https://www.google.com/maps/dir/Security+P+S/Royal+Supply+Inc/@38.9569701,-94.7438834,14z/data=!3m1!4b1!4m14!4m13!1m5!1m1!1sChIJD32T9U7qwlCRxvOxJZP94.7438834!2d38.9569701!1m5!1m1!1sChIJ_XoYwMj7wlcRCNrQGPAF00Y!2m2!1d-94.7597267!2d38.9453734!3e0

https://www.google.com/maps/dir/Olathe/Royal+Supply+Inc/@38.8813958,-94.8191285,14z/data=!3m1!4b1!4m14!4m13!1m5!1m1!1sChIJQU8fEKWXwlcRsH1-nVY4gsE!2m2!1d-94.8191285!2d38.8813958!1m5!1m1!1sChIJ_XoYwMj7wlcRCNrQGPAF00Y!2m2!1d-94.7597267!2d38.9453734!3e3

https://www.google.com/maps/dir/Ambitious+Pixels/Royal+Supply+Inc/@38.9480783,-94.7414298,14z/data=!3m1!4b1!4m14!4m13!1m5!1m1!1sChIJb6nCI7LxwlcRN5W7Rnr94.7414298!2d38.9480783!1m5!1m1!1sChIJ_XoYwMj7wlcRCNrQGPAF00Y!2m2!1d-94.7597267!2d38.9453734!3e0

Driving Directions From Overland Park Arboretum & Botanical Gardens to Royal Supply Inc

Driving Directions From Ensor Park & Museum to Royal Supply Inc

Driving Directions From Museum at Prairiefire to Royal Supply Inc

Driving Directions From Heritage Park to Royal Supply Inc

Driving Directions From Firefly Forest to Royal Supply Inc

Driving Directions From South Lake Park to Royal Supply Inc

https://www.google.com/maps/dir/Johnson+County+Museum/Royal+Supply+Inc/@39.6682275,14z/data=!3m1!4b1!4m14!4m13!1m5!1m1!1sunknown!2m2!1d-94.6682275!2d38.9697731!1m5!1m1!1sChIJ_XoYwMj7wlcRCNrQGPAF00Y!2m2!1d-94.7597267!2d38.9453734!3e0

https://www.google.com/maps/dir/9%2F11+Memorial/Royal+Supply+Inc/@38.9027084,14z/data=!3m1!4b1!4m14!4m13!1m5!1m1!1sunknown!2m2!1d-94.683091!2d38.9027084!1m5!1m1!1sChIJ_XoYwMj7wlcRCNrQGPAF00Y!2m2!1d-94.7597267!2d38.9453734!3e0

https://www.google.com/maps/dir/Ensor+Park+%26+Museum/Royal+Supply+Inc/@39.8053324,14z/data=!3m1!4b1!4m14!4m13!1m5!1m1!1sunknown!2m2!1d-94.8053324!2d38.7959836!1m5!1m1!1sChIJ_XoYwMj7wlcRCNrQGPAF00Y!2m2!1d-94.7597267!2d38.9453734!3e0

https://www.google.com/maps/dir/Firefly+Forest/Royal+Supply+Inc/@38.8776825,-94.6869656,14z/data=!3m1!4b1!4m14!4m13!1m5!1m1!1sunknown!2m2!1d-94.6869656!2d38.8776825!1m5!1m1!1sChIJ_XoYwMj7wlcRCNrQGPAF00Y!2m2!1d-94.7597267!2d38.9453734!3e0

https://www.google.com/maps/dir/Overland+Park+Arboretum+%26+Botanical+Garden+94.6910209,14z/data=!3m1!4b1!4m14!4m13!1m5!1m1!1sunknown!2m2!1d-94.6910209!2d38.7978207!1m5!1m1!1sChIJ_XoYwMj7wlcRCNrQGPAF00Y!2m2!1d-94.7597267!2d38.9453734!3e0

Reviews for Royal Supply Inc

Royal Supply Inc

Image not found or type unknown

Caleb Roye

(5)

incredibly helpful staff. very educated on products and installation.

Royal Supply Inc

Image not found or type unknown

Donald Waggoner

(4)

I received a furnace installment from this place and was extremely happy with the furnace installation, but during the installation, they did something to completely make my hot water heater not work. They installed it on Friday at noon, and by the time I realized I had no hot water, it's after they closed, which left me with no hot water. Update: I had to call someone else out to help get my hot water heater fixed and operating correctly. While I am extremely grateful to the company for installing a great furnace, my final review will stay at 4 stars for the fact that the team did not address the hot water heater back to working order. I may use them for further things in the future, but I must leave this review to help others not have the same issues as me.

Royal Supply Inc

Image not found or type unknown

J.

(1)

Terrible AC install. Skimped on 90°c fittings for the electric conduit under my house, they used black electrical tape instead, I look under my house to find bare wires that are not in a conduit which is an electrical safety no no and could lead to my house burning down. Left a massive gaping hole in my insulation leaving me to deal with itchy fiberglass myself which I only discovered after a summer of high electricity bills due to terrible insulation.

Royal Supply Inc

Image not found or type unknown

Ashley Foster

(5)

In a rush we had to replace our tub/surround in our home. We ordered online with another supplier and had a HORRIBLE experience. A friend recommended Royal Supply and they had exactly what we needed. We paid, loaded our trailer and were gone in less than 15 minutes. They are friendly and very helpful. Would definitely recommend to family and friends.

Royal Supply Inc

Image not found or type unknown

william mann

(5)

Needed an exterior door in a hurry after storm damaged mine. All the big box stores were days or weeks out on a 34x76 door. Google lead me here, I went in, asked if he had one that size, took me in their warehouse and showed me several options. Found a door I liked, and they had all the additional hardware to install I needed. One stop shop, friendly and helpful. Priced right too.

Tracking Monthly Expenses to Avoid Overextension [View GBP](#)

Frequently Asked Questions

How can I accurately track my monthly HVAC expenses during different seasons?

To accurately track monthly HVAC expenses, consider using a budgeting app or spreadsheet to record all costs related to heating and cooling. Include regular maintenance fees, repairs, energy bills, and any other associated costs. Categorize these by season for better insights.

What strategies can help prevent financial overextension due to fluctuating HVAC costs?

Set aside a fixed amount in your budget each month specifically for HVAC-related expenses. Consider creating an emergency fund for unexpected repairs or spikes in energy use. Additionally, invest in regular maintenance to improve efficiency and reduce long-term costs.

Are there specific tools that can help manage seasonal variability in HVAC expenses?

Yes, tools like smart thermostats can optimize heating and cooling schedules based on occupancy patterns and weather forecasts, potentially reducing costs. Energy management software can also provide detailed reports on usage patterns and suggest ways to conserve energy.

What role does energy efficiency play in managing seasonal HVAC expenses?

Energy efficiency is crucial; it helps lower utility bills by reducing unnecessary energy consumption. Investing in energy-efficient appliances, ensuring proper insulation, sealing leaks, and conducting routine maintenance can significantly decrease overall costs throughout the year.

Royal Supply Inc

Phone : +18164837979

City : Lenexa

State : KS

Zip : 66215

Address : Unknown Address

Google Business Profile

Company Website : <https://royal-durhamsupply.com/locations/lenexa-kansas/>

Sitemap

Privacy Policy

About Us