



- **Approaches to Funding Major System Upgrades**  
Approaches to Funding Major System Upgrades Understanding Flat Rate Pricing vs Hourly Billing Considering Payment Plans for Costly Equipment Exploring Credit Options for Mobile Home Repairs Evaluating Interest Rates on HVAC Financing Deciding Between Cash Payment and Loan Assistance Using Budget Planning to Manage HVAC Expenses Applying for Low Interest Home Improvement Loans Strategies for Saving on Seasonal Tune Up Costs Discussing Payment Flexibility with HVAC Providers Tracking Monthly Expenses to Avoid Overextension Selecting the Right Financing Partner for Big Projects
- **Reviewing EPA Compliance Requirements for HVAC Work**  
Reviewing EPA Compliance Requirements for HVAC Work Understanding Local Permit Processes for Mobile Home Projects Following Guidelines for Proper Refrigerant Handling Recognizing OSHA Mandates on Workplace Safety Steps for Meeting State Licensing Obligations Checking Zoning Rules for External AC Installations Ensuring Adequate Ventilation to Meet Code Standards Maintaining Indoor Air Quality Through Compliance Importance of Safety Gear for HVAC Technicians Documenting Work to Verify Code Adherence Identifying Common Violations During Inspections Coordinating with Local Authorities for Larger Renovations
- **About Us**



Effective budget planning is a critical component in managing the often fluctuating costs associated with heating, ventilation, and air conditioning (HVAC) systems. As seasons change, so do the demands on HVAC systems, leading to significant variations in energy consumption and expenses. By strategically planning a budget tailored to these seasonal shifts, individuals and businesses can better control their finances and avoid unexpected financial strains.

One of the primary reasons budget planning is essential for managing seasonal HVAC costs is predictability. Each season brings its own set of challenges; winter typically demands increased heating while summer spikes cooling needs. Both scenarios lead to higher energy usage and consequently, higher bills. Duct sealing helps reduce dust and allergens in mobile home interiors **mobile home hvac repair** temperature. By analyzing past utility bills and usage patterns, one can estimate future costs more accurately. This foresight allows for setting aside funds specifically for these peak periods, ensuring that when the time comes, there's no need to scramble for resources or compromise on comfort.

Moreover, effective budgeting encourages proactive maintenance strategies that can ultimately reduce overall costs. Regular service checks before peak seasons can improve system efficiency and longevity, helping prevent costly breakdowns or emergency repairs during extreme weather conditions. Allocating part of the budget towards routine maintenance ensures that systems run smoothly when needed most without incurring additional unplanned expenses.

Furthermore, incorporating energy-efficient upgrades into the budget plan can lead to long-term savings. While the initial investment might seem daunting, modernizing an outdated system or installing smart thermostats can significantly lower energy consumption over time. Budgeting for such improvements means they are considered not as sudden expenditures but as strategic investments offering returns through reduced operational costs.

In addition to direct savings on utility bills and maintenance fees, well-planned budgets enable better decision-making regarding financial priorities throughout the year. With clear insights into anticipated HVAC expenditures against income streams or other obligations, both households and businesses can allocate resources more effectively across various needs without compromising essential services like climate control.

Budget planning also provides peace of mind by mitigating risks associated with unpredictable market conditions like fluctuating fuel prices or changes in regulatory standards impacting energy costs. A comprehensive plan considers potential variables affecting expenses beyond mere seasonal temperature changes-allowing stakeholders to remain adaptable yet prepared financially regardless of external pressures.

In conclusion, thoughtful budget planning serves as an indispensable tool in managing the cyclical nature of HVAC expenses tied closely with seasonal variations. Through careful analysis of past trends combined with proactive strategies encompassing maintenance routines and energy-efficient upgrades within allocated budgets-individuals and enterprises alike stand poised not only for financial stability but also enhanced comfort year-round amidst changing climates.

# Traditional Funding Methods: Loans and Credit Options —

- Evaluating the Costs and Benefits of Major System Upgrades
- Traditional Funding Methods: Loans and Credit Options
- Government Grants and Incentive Programs for Energy Efficiency
- Exploring Private Sector Investment Opportunities
- Crowdfunding as a Community-Based Funding Approach
- Innovative Financing Models: Energy-as-a-Service (EaaS) Contracts

Managing HVAC expenses effectively is crucial for both businesses and homeowners, as heating and cooling often represent a significant portion of the overall energy budget. One of the most strategic approaches to managing these costs is through identifying seasonal patterns in HVAC usage and expenses. By understanding these patterns, it becomes possible to plan budgets more accurately and implement measures that can lead to substantial savings.

Seasonal variations greatly influence HVAC usage due to changing weather conditions throughout the year. For instance, during hot summer months, air conditioners tend to work overtime, leading to increased electricity consumption and higher utility bills. Conversely, in colder months, heating systems are used more frequently, again resulting in elevated energy costs. Identifying these seasonal swings can help anticipate periods of high expenditure,

allowing for better financial planning.

To begin identifying seasonal patterns, it is essential to gather historical data on HVAC usage and associated costs. This data can be obtained from past utility bills or energy management systems that track consumption over time. Analyzing this information will reveal trends such as peak usage times and the impact of extreme weather events on energy consumption.

Once these patterns are identified, budget planning becomes more straightforward. Knowing when HVAC expenses are likely to spike enables individuals and organizations to allocate funds appropriately throughout the year. For example, setting aside extra funds during milder seasons when usage is lower can help offset higher costs during peak periods.

Moreover, recognizing these patterns opens up opportunities for implementing cost-saving strategies. During high-demand seasons like summer or winter, simple measures such as adjusting thermostat settings by a few degrees or scheduling regular maintenance checks can improve efficiency and reduce costs significantly.

Additionally, leveraging technology like programmable thermostats or smart home devices allows for more precise control over HVAC systems based on external temperatures and occupancy levels. Such technologies not only enhance comfort but also optimize energy use by preventing unnecessary heating or cooling when spaces are unoccupied.

In conclusion, identifying seasonal patterns in HVAC usage is a vital component of effective budget planning for managing expenses related to heating and cooling systems. By analyzing historical data and understanding how changing weather conditions affect energy consumption, individuals and businesses can make informed decisions about resource allocation throughout the year. This proactive approach not only ensures financial stability but also promotes sustainable energy practices by encouraging efficient system operation tailored to specific seasonal needs.

Posted by on

Posted by on

# Government Grants and Incentive Programs for Energy Efficiency

As we navigate the fluctuating temperatures that characterize peak seasons, managing HVAC expenses becomes a pressing concern for homeowners and businesses alike. The sweltering heat of summer and the biting cold of winter often lead to skyrocketing energy bills, which can strain budgets if not carefully managed. However, by employing strategic budget planning, it is possible to mitigate these costs without compromising on comfort.

The first step in reducing HVAC costs during peak seasons is to conduct a thorough assessment of your current system's efficiency. Older or poorly maintained systems often consume more energy than necessary, leading to higher operational costs. Investing in regular maintenance and timely upgrades can significantly enhance the performance of your HVAC system. Simple actions such as replacing filters, cleaning ducts, and ensuring proper insulation can prevent unnecessary energy wastage.

Budget planning plays a crucial role in managing these expenses effectively. By forecasting potential energy consumption based on historical data and anticipated climate conditions, you can allocate resources more efficiently throughout the year. This foresight allows for better preparation, ensuring that financial resources are available when needed most.

Another strategy involves adopting smart technology solutions. Programmable thermostats and smart HVAC systems enable precise control over temperature settings, allowing adjustments to be made remotely or automatically based on occupancy patterns. This not only improves energy efficiency but also leads to substantial cost savings over time.

Moreover, exploring alternative energy sources can offer long-term benefits for those seeking sustainable solutions to high HVAC costs. Installing solar panels or utilizing geothermal heating can reduce reliance on traditional power sources while providing clean and renewable energy options that align with environmental goals.

Engaging in an energy audit can further refine your approach by identifying areas where improvements are necessary. These audits provide valuable insights into consumption patterns and highlight opportunities for optimization that may have been previously overlooked.

Finally, fostering a culture of awareness among occupants regarding efficient HVAC use is essential. Encouraging simple behaviors like closing doors promptly, using blinds to block excessive sunlight, or dressing according to indoor temperature settings can contribute significantly to reducing overall consumption.

In conclusion, tackling high HVAC costs during peak seasons requires a blend of proactive maintenance practices, intelligent budgeting strategies, technological advancements, and behavioral changes. By approaching this challenge with a comprehensive plan that encompasses both immediate actions and long-term investments in sustainability, homeowners and businesses can enjoy comfortable environments without breaking the bank. Through careful management and innovative thinking, it's entirely possible to achieve significant reductions in HVAC expenses while maintaining optimal living conditions year-round.







# Exploring Private Sector Investment Opportunities

In today's fast-paced world, where technology continues to advance at a breathtaking pace, the management of heating, ventilation, and air conditioning (HVAC) systems has undergone a revolutionary transformation. As energy costs continue to soar and environmental concerns take center stage, utilizing technology and smart systems for efficient HVAC management has



become not just an option but a necessity. For businesses and homeowners alike, implementing these technological advancements can significantly aid in using budget planning to manage HVAC expenses effectively.

The integration of smart systems into HVAC management offers a myriad of benefits that directly impact budgeting. Firstly, these technologies provide real-time data collection and analysis, enabling users to monitor their energy consumption patterns closely. By understanding when and how energy is used inefficiently, adjustments can be made promptly to optimize performance and reduce unnecessary expenditures. This data-driven approach allows for more accurate forecasting of future expenses, thus facilitating better budget planning.

Moreover, the advent of Internet of Things (IoT) devices has revolutionized the way HVAC systems are controlled. Smart thermostats, for instance, learn from user behavior and adjust settings automatically to ensure optimal comfort while minimizing energy usage. Such adaptability not only enhances efficiency but also significantly cuts down on utility bills over time. The initial investment in these technologies might seem daunting; however, the long-term savings they generate offer a compelling return on investment.

Additionally, predictive maintenance enabled by smart systems plays a pivotal role in cost management. Traditional HVAC maintenance often follows a reactive approach-addressing issues as they arise-which can lead to unexpected costs and system downtime. In contrast, technology-driven predictive maintenance uses sensors and algorithms to anticipate potential failures before they occur. This proactive strategy helps avoid costly repairs or replacements by ensuring timely intervention based on precise insights rather than speculation.

Furthermore, integrating renewable energy sources with advanced HVAC technologies can further enhance cost efficiency while promoting sustainability-a crucial consideration in modern budget planning. Solar panels or wind turbines paired with smart grid solutions allow for cleaner energy production that powers efficient HVAC operations. This not only reduces dependency on conventional power sources but also aligns with eco-friendly initiatives that many organizations are striving towards today.

In conclusion, leveraging technology and smart systems for efficient HVAC management is indispensable for effective budget planning aimed at controlling expenses without compromising performance or comfort levels. By embracing innovations such as real-time monitoring tools, IoT-enabled devices like smart thermostats capable of learning user preferences autonomously alongside predictive maintenance strategies powered by data analytics-all augmented through integration with renewable energies-we stand poised at an

intersection where fiscal prudence meets environmental stewardship head-on: delivering tangible financial benefits whilst contributing positively toward our planet's wellbeing too!

# Crowdfunding as a Community-Based Funding Approach

Effective budget planning is crucial for managing HVAC expenses, a significant component of operational costs in many businesses and residential settings. Setting realistic budget goals involves a strategic approach that leverages both historical data and forecasts to ensure that financial resources are allocated efficiently.

To start, analyzing historical data provides a foundational understanding of past spending patterns. By examining previous utility bills, maintenance records, and repair costs, one can identify trends and fluctuations in HVAC expenses over time. This retrospective analysis helps to pinpoint periods of high energy consumption or frequent repairs, allowing for more informed budgeting decisions moving forward.

For instance, if historical data indicates that HVAC expenses spike during particular months due to increased usage or maintenance needs, the budget can be adjusted accordingly. Recognizing such patterns aids in setting aside adequate funds well in advance, thus preventing unforeseen financial strain.

However, relying solely on historical data may not capture future challenges or opportunities. Herein lies the importance of integrating forecasts into budget planning. Forecasting involves using predictive analytics to anticipate future conditions based on various factors such as technological advancements, regulatory changes, or shifts in energy prices.

By incorporating weather forecasts, one can predict potential increases in heating or cooling demands. Similarly, anticipating advancements in energy-efficient technologies might prompt investments in newer systems that could reduce long-term operating costs. Furthermore, understanding potential regulatory changes concerning environmental standards can help prepare for any necessary upgrades or adjustments to existing systems.

The combination of historical insights and forward-looking forecasts allows for setting realistic budget goals that are not only grounded in past realities but also adaptable to future possibilities. It enables decision-makers to allocate resources wisely while maintaining flexibility to adjust as new information becomes available.

Moreover, this balanced approach fosters a proactive rather than reactive management style regarding HVAC systems. It encourages regular reviews and updates of budget plans to align with current circumstances and emerging trends.

In conclusion, using budget planning to manage HVAC expenses effectively requires setting realistic goals informed by both historical data and predictive forecasts. This dual approach empowers individuals and organizations to optimize their financial resources while ensuring reliable operation of their HVAC systems-ultimately enhancing comfort levels without compromising fiscal responsibility.



# **Innovative Financing Models: Energy-as-a-Service (EaaS) Contracts**

Effective budget management is crucial for any organization aiming to optimize its expenses, and this is particularly true when it comes to managing HVAC costs. Heating, ventilation, and air conditioning systems are essential for maintaining a comfortable environment in buildings, but they can also be significant contributors to overall operational expenses. Therefore, monitoring and adjusting the budget throughout the year for optimal savings is not just a prudent practice; it's an essential strategy.

To begin with, effective HVAC expense management starts with a comprehensive budget plan. This involves forecasting anticipated costs based on past data and current trends. However, it's important to recognize that initial predictions might not always align perfectly with actual expenses due to unforeseen circumstances like fluctuating energy prices or unexpected maintenance needs. This is where consistent monitoring comes into play.

By regularly reviewing HVAC expenses against the set budget, businesses can identify discrepancies early on. For instance, if energy usage suddenly spikes beyond expected levels, it could indicate a need for equipment inspection or adjustments in system operations. Addressing these issues promptly can prevent further financial drain and ensure that the system operates efficiently.

Moreover, seasonal changes significantly impact HVAC usage patterns and costs. During summer months, cooling demands increase; conversely, heating requirements rise during winter. An adaptable budgeting approach allows organizations to allocate resources more effectively during peak periods while conserving funds during off-peak times. Flexibility in budgeting ensures that companies are well-prepared to handle these variations without straining their finances.

In addition to regular monitoring, periodically reassessing the entire budget is vital for achieving long-term savings goals. This involves examining whether the current allocation of resources aligns with strategic objectives and making necessary adjustments based on performance data collected over time. Implementing energy-efficient technologies or upgrading outdated equipment might initially incur additional costs but can lead to substantial savings in the long run.

Furthermore, engaging stakeholders such as facility managers and finance teams in regular discussions about HVAC expenditures fosters a culture of accountability and collaboration. Sharing insights from different departments helps uncover innovative solutions that may not




have been considered otherwise.

In conclusion, using budget planning as a tool for managing HVAC expenses requires ongoing vigilance and adaptability throughout the year. By continuously monitoring spending patterns against projections and being willing to adjust plans accordingly whether through reallocating funds or investing strategically organizations can achieve optimal savings while ensuring their environments remain comfortable year-round. Ultimately this proactive approach not only benefits financial bottom lines but also contributes positively towards sustainability efforts by reducing unnecessary energy consumption across facilities worldwide.

About Mobile home

This article is about the prefabricated structure. For the vehicle, see Recreational vehicle. For other uses, see Mobile home (disambiguation). "Static Caravan" redirects here. For the record label, see Static Caravan Recordings. "House on wheels" redirects here. For the South Korean variety show, see House on Wheels.


The examples and perspective in this article **deal primarily with the United States and do not represent a worldwide view of the subject**. You may **improve this article**, discuss the issue on the talk page, or create a new article, as appropriate. *(April 2017)* *(Learn how and when to remove this message)*



Mobile homes with detached single car garages

- v
- t
- e

Part of a series on  
**Living spaces**



---

## Main

- House: detached
- semi-detached
- terraced
- Apartment
- Bungalow
- Cottage
- Ecohouse
- Green home
- Housing project
- Human outpost
- I-house
- Ranch
- Tenement
- Condominium
- Mixed-use development
- Hotel
- Hostel
- Castle
- Public housing
- Squat
- Flophouse
- Shack
- Slum
- Shanty town
- Villa

---

## Issues

- Affordability
- Affordability in the United States
- Executive housing
- Environmental:
  - design
  - planning
  - racism
- Environmental security
- Eviction
- Fair housing
- Healthiness
- Homelessness
- Housing crisis
- Housing discrimination
- Housing stress
- Overpopulation
- Housing inequality
- Home ownership
- Luxury apartments
- Ownership equity
- Permit
- Rent
- Subprime lending
- Subsidized housing
- Sustainable:
  - architecture
  - development
  - living
- Sustainable city
- Toxic hotspot
- Vagrancy

---

## Society and politics

- Housing First
- Housing subsidy
- NIMBY
- Rapid Re-Housing
- Real estate appraisal
- Real estate bubble
- Real estate economics
- Real estate investing
- Redlining
- Rent regulation
- Right to housing
- Rent control
- Rent strike
- Tenants union
- YIMBY

---

### Other

- Alternative lifestyle
- Assisted living
- Boomtown
- Cottage homes
- Eco-cities
- Ecovillage
- Foster care
- Green building
- Group home
- Halfway house
- Healthy community design
- Homeless shelter
- Hospital
- Local community
- Log house
- Natural building
- Nursing home
- Orphanage
- Prison
- Psychiatric hospital
- Residential care
- Residential treatment center
- Retirement community
- Retirement home
- Supportive housing
- Supported living



image not found or type unknown  
**Housing portal**

A **mobile home** (also known as a **house trailer**, **park home**, **trailer**, or **trailer home**) is a prefabricated structure, built in a factory on a permanently attached chassis before being transported to site (either by being towed or on a trailer). Used as permanent homes, or for holiday or temporary accommodation, they are often left permanently or semi-permanently in one place, but can be moved, and may be required to move from time to time for legal reasons.

Mobile homes share the same historic origins as travel trailers, but today the two are very different, with travel trailers being used primarily as temporary or vacation homes. Behind the cosmetic work fitted at installation to hide the base, mobile homes have strong trailer frames, axles, wheels, and tow-hitches.



## History

[edit]


In the United States, this form of housing goes back to the early years of cars and motorized highway travel.<sup>[1]</sup> It was derived from the travel trailer (often referred to during the early years as "house trailers" or "trailer coaches"), a small unit with wheels attached permanently, often used for camping or extended travel. The original rationale for this type of housing was its mobility. Units were initially marketed primarily to people whose lifestyle required mobility. However, in the 1950s, the homes began to be marketed primarily as an inexpensive form of housing designed to be set up and left in a location for long periods of time or even permanently installed with a masonry foundation. Previously, units had been eight feet or fewer in width, but in 1956, the 10-foot (3.0 m) wide home ("ten-wide") was introduced, along with the new term "mobile home".<sup>[2]</sup>

The homes were given a rectangular shape, made from pre-painted aluminum panels, rather than the streamlined shape of travel trailers, which were usually painted after assembly. All of this helped increase the difference between these homes and home/travel trailers. The smaller, "eight-wide" units could be moved simply with a car, but the larger, wider units ("ten-wide", and, later, "twelve-wide") usually required the services of a professional trucking company, and, often, a special moving permit from a state highway department. During the late 1960s and early 1970s, the homes were made even longer and wider, making the mobility of the units more difficult. Nowadays, when a factory-built home is moved to a location, it is usually kept there permanently and the mobility of the units has considerably decreased. In some states, mobile homes have been taxed as personal property if the wheels remain attached, but as real estate if the wheels are removed. Removal of the tongue and axles may also be a requirement for real estate classification.

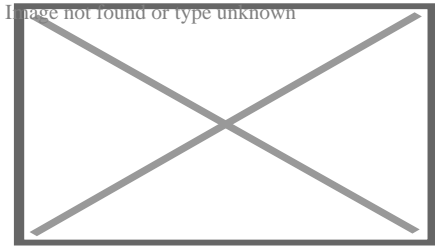
## Manufactured home

[edit]

Main article: Manufactured housing



Example of a modern manufactured home in New Alexandria, Pennsylvania.  
28 by 60 feet (8.5 m × 18.3 m)




Manufactured home foundation

Mobile homes built in the United States since June 1976, legally referred to as manufactured homes, are required to meet FHA certification requirements and come with attached metal certification tags. Mobile homes permanently installed on owned land are rarely mortgageable, whereas FHA code manufactured homes are mortgageable through VA, FHA, and Fannie Mae.

Many people who could not afford a traditional site-built home, or did not desire to commit to spending a large sum of money on housing, began to see factory-built homes as a viable alternative for long-term housing needs. The units were often marketed as an alternative to apartment rental. However, the tendency of the units of this era to depreciate rapidly in resale value<sup>[citation needed]</sup> made using them as collateral for loans much riskier than traditional home loans. Terms were usually limited to less than the thirty-year term typical of the general home-loan market, and interest rates were considerably higher.<sup>[citation needed]</sup> In that way, mobile home loans resembled motor vehicle loans more than traditional home mortgage loans.

## Construction and sizes

[edit]



Exterior wall assemblies being set in place during manufacture

Mobile homes come in two major sizes, *single-wides* and *double-wides*. Single-wides are 18 feet (5.5 m) or less in width and 90 feet (27 m) or less in length and can be towed to their site as a single unit. Double-wides are 20 feet (6.1 m) or more wide and are 90 feet (27 m) in length or less and are towed to their site in two separate units, which are then

joined. *Triple-wides* and even homes with four, five, or more units are also built but less frequently.

While site-built homes are rarely moved, single-wide owners often "trade" or sell their home to a dealer in the form of the reduction of the purchase of a new home. These "used" homes are either re-sold to new owners or to park owners who use them as inexpensive rental units. Single-wides are more likely to be traded than double-wides because removing them from the site is easier. In fact, only about 5% of all double-wides will ever be moved.<sup>[citation needed]</sup>


While an EF1 tornado might cause minor damage to a site-built home, it could do significant damage to a factory-built home, especially an older model or one that is not properly secured. Also, structural components (such as windows) are typically weaker than those in site-built homes.<sup>[3]</sup> 70 miles per hour (110 km/h) winds can destroy a mobile home in a matter of minutes. Many brands offer optional hurricane straps, which can be used to tie the home to anchors embedded in the ground.

## Regulations

[edit]

## United States

[edit]



Home struck by tornado

In the United States, mobile homes are regulated by the US Department of Housing and Urban Development (HUD), via the Federal National Manufactured Housing Construction and Safety Standards Act of 1974. This national regulation has allowed many manufacturers to distribute nationwide because they are immune to the jurisdiction of local building authorities.<sup>[4]</sup> <sup>[5]</sup> By contrast, producers of modular homes must abide by state and local building codes. There are, however, wind zones adopted by HUD that home builders must follow. For example, statewide, Florida is at least wind zone 2. South Florida is wind zone 3, the strongest

wind zone. After Hurricane Andrew in 1992, new standards were adopted for home construction. The codes for building within these wind zones were significantly amended, which has greatly increased their durability. During the 2004 hurricanes in Florida, these standards were put to the test, with great success. Yet, older models continue to face the exposed risk to high winds because of the attachments applied such as carports, porch and screen room additions. Such areas are exposed to "wind capture" which apply extreme force to the underside of the integrated roof panel systems, ripping the fasteners through the roof pan causing a series of events which destroys the main roof system and the home.

The popularity of the factory-built homes caused complications the legal system was not prepared to handle. Originally, factory-built homes tended to be taxed as vehicles rather than real estate, which resulted in very low property tax rates for their inhabitants. That caused local governments to reclassify them for taxation purposes.

However, even with that change, rapid depreciation often resulted in the home occupants paying far less in property taxes than had been anticipated and budgeted. The ability to move many factory-built homes rapidly into a relatively small area resulted in strains to the infrastructure and governmental services of the affected areas, such as inadequate water pressure and sewage disposal, and highway congestion. That led jurisdictions to begin placing limitations on the size and density of developments.

Early homes, even those that were well-maintained, tended to depreciate over time, much like motor vehicles. That is in contrast to site-built homes which include the land they are built on and tend to appreciate in value. The arrival of mobile homes in an area tended to be regarded with alarm, in part because of the devaluation of the housing potentially spreading to preexisting structures.

This combination of factors has caused most jurisdictions to place zoning regulations on the areas in which factory-built homes are placed, and limitations on the number and density of homes permitted on any given site. Other restrictions, such as minimum size requirements, limitations on exterior colors and finishes, and foundation mandates have also been enacted. There are many jurisdictions that will not allow the placement of any additional factory-built homes. Others have strongly limited or forbidden all single-wide models, which tend to depreciate more rapidly than modern double-wide models.

Apart from all the practical issues described above, there is also the constant discussion about legal fixture and chattels and so the legal status of a trailer is or could be affected by its incorporation to the land or not. This sometimes involves such factors as whether or not the wheels have been removed.

## **North Carolina**

[edit]

The North Carolina Board of Transportation allowed 14-foot-wide homes on the state's roads, but until January 1997, 16-foot-wide homes were not allowed. 41 states allowed 16-foot-wide homes, but they were not sold in North Carolina. Under a trial program approved January 10, 1997, the wider homes could be delivered on specific roads at certain times of day and travel 10 mph below the speed limit, with escort vehicles in front and behind.<sup>[6]</sup><sup>[7]</sup> Eventually, all homes had to leave the state on interstate highways.<sup>[8]</sup>

In December 1997, a study showed that the wider homes could be delivered safely, but some opponents still wanted the program to end.<sup>[9]</sup> On December 2, 1999, the NC Manufactured Housing Institute asked the state Board of Transportation to expand the program to allow deliveries of 16-foot-wide homes within North Carolina.<sup>[8]</sup> A month later, the board extended the pilot program by three months but did not vote to allow shipments within the state.<sup>[10]</sup> In June 2000, the board voted to allow 16-foot-side homes to be shipped to other states on more two-lane roads, and to allow shipments in the state east of US 220. A third escort was required, including a law enforcement officer on two-lane roads.<sup>[11]</sup>

## **New York**

[edit]

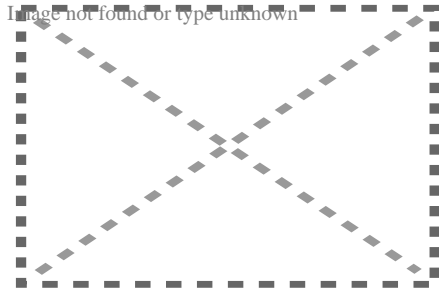
In New York State, the Homes and Community Renewal agency tracks mobile home parks and provides regulations concerning them. For example, the agency requires park owners to provide residents with a \$15,000 grant if residents are forced to move when the land is transferred to a new owner. Residents are also granted the right of first refusal for a sale of the park, however, if the owner does not evict tenants for five years, the land sale can go ahead. State law also restricts the annual increase in land lot fee to a cap of 3 percent, unless the landowner demonstrates hardship in a local court, and can then raise the land lot fee by up to 6 percent in a year.<sup>[12]</sup>

## **Mobile home parks**

[edit]

Main article: Trailer park





Meadow Lanes Estates Mobile Home Park, Ames, Iowa, August 2010, during a flood

Mobile homes are often sited in land lease communities known as trailer parks (also 'trailer courts', 'mobile home parks', 'mobile home communities', 'manufactured home communities', 'factory-built home communities' etc.); these communities allow homeowners to rent space on which to place a home. In addition to providing space, the site often provides basic utilities such as water, sewer, electricity, or natural gas and other amenities such as mowing, garbage removal, community rooms, pools, and playgrounds.

There are over 38,000<sup>[13]</sup> trailer parks in the United States ranging in size from 5 to over 1,000 home sites. Although most parks appeal to meeting basic housing needs, some communities specialize towards certain segments of the market. One subset of mobile home parks, retirement communities, restrict residents to those age 55 and older. Another subset of mobile home parks, seasonal communities, are located in popular vacation destinations or are used as a location for summer homes. In New York State, as of 2019, there were 1,811 parks with 83,929 homes.<sup>[12]</sup>

Newer homes, particularly double-wides, tend to be built to much higher standards than their predecessors and meet the building codes applicable to most areas. That has led to a reduction in the rate of value depreciation of most used units.<sup>[14]</sup>

Additionally, modern homes tend to be built from materials similar to those used in site-built homes rather than inferior, lighter-weight materials. They are also more likely to physically resemble site-built homes. Often, the primary differentiation in appearance is that factory-built homes tend to have less of a roof slope so that they can be readily transported underneath bridges and overpasses.<sup>[citation needed]</sup>

The number of double-wide units sold exceeds the number of single-wides, which is due in part to the aforementioned zoning restrictions. Another reason for higher sales is the spaciousness of double-wide units, which are now comparable to site-built homes. Single-wide units are still popular primarily in rural areas, where there are fewer restrictions. They are frequently used as temporary housing in areas affected by natural disasters when restrictions are temporarily waived.<sup>[citation needed]</sup>

Another recent trend has been parks in which the owner of the mobile home owns the lot on which their unit is parked. Some of these communities simply provide land in a homogeneous neighborhood, but others are operated more like condominiums with club homes complete with swimming pools and meeting rooms which are shared by all of the residents, who are required to pay membership fees and dues.


## By country

[edit]

Mobile home (or mobile-homes) are used in many European campgrounds to refer to fixed caravans, purpose-built cabins, and even large tents, which are rented by the week or even year-round as cheap accommodation, similar to the US concept of a trailer park. Like many other US loanwords, the term is not used widely in Britain.<sup>*[citation needed]*</sup>

## United Kingdom


[edit]



A mobile home marketed as a holiday home

Mobile Homes or Static Caravans are popular across the United Kingdom. They are more commonly referred to as Park Homes or Leisure Lodges, depending on if they are marketed as a residential dwelling or as a second holiday home residence.

Residential Mobile homes (park homes) are built to the BS3632 standard. This standard is issued by the British Standards Institute. The institute is a UK body who produce a range of standards for businesses and products to ensure they are fit for purpose. The majority of residential parks in the UK have a minimum age limit for their residents, and are generally marketed as retirement or semi-retirement parks. Holiday Homes, static caravans or holiday lodges aren't required to be built to BS3632 standards, but many are built to the standard.



A static caravan park on the cliffs above Beer, Devon, England

In addition to mobile homes, static caravans are popular across the UK. Static caravans have wheels and a rudimentary chassis with no suspension or brakes and are therefore transported on the back of large flatbed lorries, the axle and wheels being used for movement to the final location when the static caravan is moved by tractor or 4x4. A static caravan normally stays on a single plot for many years and has many of the modern conveniences normally found in a home.

Mobile homes are designed and constructed to be transportable by road in one or two sections. Mobile homes are no larger than 20 m × 6.8 m (65 ft 7 in × 22 ft 4 in) with an internal maximum height of 3.05 m (10 ft 0 in). Legally, mobile homes can still be defined as "caravans".


Static holiday caravans generally have sleeping accommodation for 6 to 10 people in 2, 3 or 4 bedrooms and on convertible seating in the lounge referred to as a 'pull out bed'. They tend towards a fairly "open-plan" layout, and while some units are double glazed and centrally heated for year-round use, cheaper models without double glazing or central heating are available for mainly summer use. Static caravan holiday homes are intended for leisure use and are available in 10 and 12 ft (3.0 and 3.7 m) widths, a small number in 13 and 14 ft (4.0 and 4.3 m) widths, and a few 16 ft (4.9 m) wide, consisting of two 8 ft (2.4 m) wide units joined. Generally, holiday homes are clad in painted steel panels, but can be clad in PVC, timber or composite materials. Static caravans are sited on caravan parks where the park operator of the site leases a plot to the caravan owner. There are many holiday parks in the UK in which one's own static caravan can be owned. There are a few of these parks in areas that are prone to flooding and anyone considering buying a sited static caravan needs to take particular care in checking that their site is not liable to flooding.

Static caravans can be rented on an ad-hoc basis or purchased. Purchase prices range from £25,000 to £100,000. Once purchased, static caravans have various ongoing costs including insurance, site fees, local authority rates, utility charges, winterisation and depreciation. Depending on the type of caravan and the park these costs can range from £1,000 to £40,000 per year.<sup>[15]</sup> Some park owners used to have unfair conditions in their lease contracts but the Office of Fair Trading has produced a guidance document available for download called Unfair Terms in Holiday Caravan Agreements which aims to stop unfair practices.

# Israel

[edit]

Main article: Caravan (Israel)



Posting of *caravan* in Mitzpe Hila, Israel, 1982

Many Israeli settlements and outposts are originally composed of caravans (Hebrew: *caravan*; pl.

*caravanim*). They are constructed of light metal, are not insulated but can be outfitted with heating and air-conditioning units, water lines, recessed lighting, and floor tiling to function in a full-service capacity. Starting in 2005, prefabricated homes, named *caravillas* (Hebrew: *caravillas*), a portmanteau of the words caravan, and villa, begin to replace mobile homes in many Israeli settlements.

## Difference from modular homes

[edit]

Main article: Modular home

Because of similarities in the manufacturing process, some companies build both types in their factories. Modular homes are transported on flatbed trucks rather than being towed, and lack axles and an automotive-type frame. However, some modular homes are towed behind a semi-truck or toter on a frame similar to that of a trailer. The home is usually in two pieces and is hauled by two separate trucks. Each frame has five or more axles, depending on the size of the home. Once the home has reached its location, the axles and the tongue of the frame are then removed, and the home is set on a concrete foundation by a large crane.

Both styles are commonly referred to as factory-built housing, but that term's technical use is restricted to a class of homes regulated by the Federal National Mfd. Housing Construction and Safety Standards Act of 1974.

Most zoning restrictions on the homes have been found to be inapplicable or only applicable to modular homes. That occurs often after considerable litigation on the topic by affected jurisdictions and by plaintiffs failing to ascertain the difference. Most modern modulars, once fully assembled, are indistinguishable from site-built homes. Their roofs are usually transported as separate units. Newer modulars also come with roofs that can be raised during the setting process with cranes. There are also modulars with 2 to 4 storeys.

## Gallery

[edit]

Construction starts with the frame.

○

Image not found or type unknown

Construction starts with the frame.

Interior wall assemblies are attached.

○

Image not found or type unknown

Interior wall assemblies are attached.

Roof assembly is set atop home.

○

Image not found or type unknown

Roof assembly is set atop home.

Drywall is completed.

○

Image not found or type unknown

Drywall is completed.

Home is ready for delivery to site.

○

Image not found or type unknown

Home is ready for delivery to  
site.

- A modern "triple wide" home, designed to look like an adobe home

Image not found or type unknown

A modern "triple wide"  
home, designed to look like  
an adobe home  
A mobile home is being moved, California.

○

Image not found or type unknown

A mobile home  
is being moved,  
California.

- A mobile home being prepared for transport

Image not found or type unknown

A mobile home being prepared for transport

## See also

[edit]

-  Housing portal
- All Parks Alliance for Change
- Campervan
- Construction trailer
- Houseboat
- Manufactured housing
- Modular home
- Motorhome
- Nomadic wagons
- Recreational vehicle
- Reefer container housing units
- Small house movement
- Trailer (vehicle)
- Trailer Park Boys
- Trailer trash
- Vardo
- Prefabricated home

## References

[edit]

- <sup>^</sup> "Part 17, Mobile Home Parks". *ny.gov*.
- <sup>^</sup> "Mobile Manufactured Homes". *ct.gov*. Retrieved 28 March 2018.
- <sup>^</sup> "Caravan Repairs? Great Caravan Repair Deals!". *canterburycaravans.com.au*.
- <sup>^</sup> "Titles for Mobile Homes". *AAA Digest of Motor Laws*.
- <sup>^</sup> Andrews, Jeff (January 29, 2018). "HUD to explore deregulating manufactured housing". *Curbed*. Archived from the original on 2018-01-29. Retrieved 2019-04-19.
- <sup>^</sup> Hackett, Thomas (January 11, 1997). "Extra-wide homes to take to the road". *News & Observer*. p. A3.
- <sup>^</sup> Mitchell, Kirsten B. (January 10, 1997). "Wider trailer transport OK'd". *Star-News*. p. 1A.

8. ^ **a b** Whitacre, Dianne (December 2, 1999). "Mobile-Home Makers Look to Squeeze on N.C. Roads". *The Charlotte Observer*. p. 1C.
9. ^ "Study: Keep Curbs on Transporting Wide Mobile Homes". *The Charlotte Observer*. December 1, 1997. p. 4C.
10. ^ Bonner, Lynn (January 7, 2000). "Program for wide mobile homes extended". *News & Observer*. p. A3.
11. ^ "Wide mobile homes given final approval". *News & Observer*. June 3, 2000. p. A3.
12. ^ **a b** Liberatore, Wendy (January 23, 2022). "Saratoga County's mobile home parks - a sign of an affordable housing crisis". *www.timesunion.com*. Retrieved January 23, 2022.
13. ^ "Database of Mobile Home Parks in the United States". Retrieved 2009-02-17.
14. ^ "Homes". *Answers.com*. Retrieved 2006-09-12.
15. ^ "Cost of a static caravan or lodge". *StaticCaravanExpert*. 28 December 2020. Retrieved 2021-03-07.

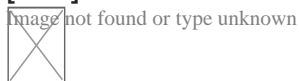
## Further reading

[edit]

- Benson, J. E. (1990). Good neighbors: Ethnic relations in Garden City trailer courts. *Urban Anthropology*, 19, 361–386.
- Burch-Brown, C. (1996). *Trailers*. Charlottesville: University Press of Virginia. Text by David Rigsbee.
- Geisler, C. C., & Mitsuda, H. (1987). Mobile-home growth, regulation, and discrimination in upstate New York. *Rural Sociology*, 52, 532–543.
- Hart, J. F., Rhodes, M. J., & Morgan, J. T. (2002). *The unknown world of the mobile home*. Baltimore: Johns Hopkins University Press.
- MacTavish, K. A., & Salamon, S. (2001). Mobile home park on the prairie: A new rural community form. *Rural Sociology*, 66, 487–506.
- Moore, B. (2006). Trailer trash: The world of trailers and mobile homes in the Southwest. Laughlin: *Route 66 Magazine*.
- Thornburg, D. A. (1991). *Galloping bungalows: The rise and demise of the American house trailer*. Hamden: Archon Books.
- Wallis, A. D. (1991). *Wheel estate: The rise and decline of mobile homes*. New York: Oxford University Press.

## External links

[edit]



Wikimedia Commons has media related to **Mobile homes**.

- Regulating body in the UK
- US Federal Manufactured Home Construction and Safety Standards



## About Royal Supply Inc

Photo

Image not found or type unknown

Photo

Image not found or type unknown

Photo

Image not found or type unknown

Photo

Image not found or type unknown

Photo

Image not found or type unknown

## Things To Do in Johnson County

---

Photo

Image not found or type unknown

Overland Park Arboretum & Botanical  
Gardens

4.8 (3513)

Photo

## **Museum at Prairiefire**

**4.3 (1149)**

**Photo**

Image not found or type unknown

## **Ernie Miller Park & Nature Center**

**4.7 (890)**

**Photo**

Image not found or type unknown

## **Johnson County Museum**

**4.7 (709)**

**Photo**

## **Ensor Park & Museum**

**4.9 (19)**

### **Photo**

Image not found or type unknown

## **Heritage Park**

**4.6 (763)**

## **Driving Directions in Johnson County**

---

**Driving Directions From Essense of Australia to Royal Supply Inc**

**Driving Directions From Widmer Electric Inc. to Royal Supply Inc**

**Driving Directions From Quest Diagnostics to Royal Supply Inc**

[https://www.google.com/maps/dir/Lakeview+Village/Royal+Supply+Inc/@38.962624,94.7463831,14z/data=!3m1!4b1!4m14!4m13!1m5!1m1!1sChIJkYvA37yUwlcRRy-8l2P2xU0!2m2!1d-94.7463831!2d38.9626242!1m5!1m1!1sChIJ\\_XoYwMj7wlcRCNrQGPAF00Y!2m2!1d-94.7597267!2d38.9453734!3e0](https://www.google.com/maps/dir/Lakeview+Village/Royal+Supply+Inc/@38.962624,94.7463831,14z/data=!3m1!4b1!4m14!4m13!1m5!1m1!1sChIJkYvA37yUwlcRRy-8l2P2xU0!2m2!1d-94.7463831!2d38.9626242!1m5!1m1!1sChIJ_XoYwMj7wlcRCNrQGPAF00Y!2m2!1d-94.7597267!2d38.9453734!3e0)

[https://www.google.com/maps/dir/Motel+6+Lenexa%2C+KS+-+Kansas+City+Southwest/Royal+Supply+Inc/@38.9519653,-94.7350223,14z/data=!3m1!4b1!4m14!4m13!1m5!1m1!1sChIJtbkSqMmUwlcRD7mzh94.7350223!2d38.9519653!1m5!1m1!1sChIJ\\_XoYwMj7wlcRCNrQGPAF00Y!2m2!1d-94.7597267!2d38.9453734!3e3](https://www.google.com/maps/dir/Motel+6+Lenexa%2C+KS+-+Kansas+City+Southwest/Royal+Supply+Inc/@38.9519653,-94.7350223,14z/data=!3m1!4b1!4m14!4m13!1m5!1m1!1sChIJtbkSqMmUwlcRD7mzh94.7350223!2d38.9519653!1m5!1m1!1sChIJ_XoYwMj7wlcRCNrQGPAF00Y!2m2!1d-94.7597267!2d38.9453734!3e3)

[https://www.google.com/maps/dir/Life+Time/Royal+Supply+Inc/@38.9641885,-94.7812141,14z/data=!3m1!4b1!4m14!4m13!1m5!1m1!1sChIJSVr6fHCUwlcRLBaYOK94.7812141!2d38.9641885!1m5!1m1!1sChIJ\\_XoYwMj7wlcRCNrQGPAF00Y!2m2!1d-94.7597267!2d38.9453734!3e0](https://www.google.com/maps/dir/Life+Time/Royal+Supply+Inc/@38.9641885,-94.7812141,14z/data=!3m1!4b1!4m14!4m13!1m5!1m1!1sChIJSVr6fHCUwlcRLBaYOK94.7812141!2d38.9641885!1m5!1m1!1sChIJ_XoYwMj7wlcRCNrQGPAF00Y!2m2!1d-94.7597267!2d38.9453734!3e0)

[https://www.google.com/maps/dir/Essense+of+Australia/Royal+Supply+Inc/@38.92947637384,14z/data=!3m1!4b1!4m14!4m13!1m5!1m1!1sChIJRbVZ6aHswlcRLHE5gI94.7637384!2d38.9229133!1m5!1m1!1sChIJ\\_XoYwMj7wlcRCNrQGPAF00Y!2m2!1d-94.7597267!2d38.9453734!3e3](https://www.google.com/maps/dir/Essense+of+Australia/Royal+Supply+Inc/@38.92947637384,14z/data=!3m1!4b1!4m14!4m13!1m5!1m1!1sChIJRbVZ6aHswlcRLHE5gI94.7637384!2d38.9229133!1m5!1m1!1sChIJ_XoYwMj7wlcRCNrQGPAF00Y!2m2!1d-94.7597267!2d38.9453734!3e3)

[https://www.google.com/maps/dir/EducationDynamics+LLC/Royal+Supply+Inc/@38.947623264,14z/data=!3m1!4b1!4m14!4m13!1m5!1m1!1sChIJuTVR8OFZwokRbiVPt494.7623264!2d38.924422!1m5!1m1!1sChIJ\\_XoYwMj7wlcRCNrQGPAF00Y!2m2!1d-94.7597267!2d38.9453734!3e0](https://www.google.com/maps/dir/EducationDynamics+LLC/Royal+Supply+Inc/@38.947623264,14z/data=!3m1!4b1!4m14!4m13!1m5!1m1!1sChIJuTVR8OFZwokRbiVPt494.7623264!2d38.924422!1m5!1m1!1sChIJ_XoYwMj7wlcRCNrQGPAF00Y!2m2!1d-94.7597267!2d38.9453734!3e0)

[https://www.google.com/maps/dir/Pq+Corporation/Royal+Supply+Inc/@38.924437894.7622824,14z/data=!3m1!4b1!4m14!4m13!1m5!1m1!1sChIJPzYjLWfrwlcRrajBLES94.7622824!2d38.9244378!1m5!1m1!1sChIJ\\_XoYwMj7wlcRCNrQGPAF00Y!2m2!1d-94.7597267!2d38.9453734!3e3](https://www.google.com/maps/dir/Pq+Corporation/Royal+Supply+Inc/@38.924437894.7622824,14z/data=!3m1!4b1!4m14!4m13!1m5!1m1!1sChIJPzYjLWfrwlcRrajBLES94.7622824!2d38.9244378!1m5!1m1!1sChIJ_XoYwMj7wlcRCNrQGPAF00Y!2m2!1d-94.7597267!2d38.9453734!3e3)

**Driving Directions From 9/11 Memorial to Royal Supply Inc**

**Driving Directions From Ernie Miller Park & Nature Center to Royal Supply Inc**

**Driving Directions From 9/11 Memorial to Royal Supply Inc**

**Driving Directions From Ensor Park & Museum to Royal Supply Inc**

## Driving Directions From Overland Park Arboretum & Botanical Gardens to Royal Supply Inc

## Driving Directions From Heritage Park to Royal Supply Inc

[https://www.google.com/maps/dir/Ensor+Park+%26+Museum/Royal+Supply+Inc/@94.8053324,14z/data=!3m1!4b1!4m14!4m13!1m5!1m1!1sunknown!2m2!1d-94.8053324!2d38.7959836!1m5!1m1!1sChIJ\\_XoYwMj7wlcRCNrQGPAF00Y!2m2!1d-94.7597267!2d38.9453734!3e0](https://www.google.com/maps/dir/Ensor+Park+%26+Museum/Royal+Supply+Inc/@94.8053324,14z/data=!3m1!4b1!4m14!4m13!1m5!1m1!1sunknown!2m2!1d-94.8053324!2d38.7959836!1m5!1m1!1sChIJ_XoYwMj7wlcRCNrQGPAF00Y!2m2!1d-94.7597267!2d38.9453734!3e0)

[https://www.google.com/maps/dir/Firefly+Forest/Royal+Supply+Inc/@38.8776825,-94.6869656,14z/data=!3m1!4b1!4m14!4m13!1m5!1m1!1sunknown!2m2!1d-94.6869656!2d38.8776825!1m5!1m1!1sChIJ\\_XoYwMj7wlcRCNrQGPAF00Y!2m2!1d-94.7597267!2d38.9453734!3e0](https://www.google.com/maps/dir/Firefly+Forest/Royal+Supply+Inc/@38.8776825,-94.6869656,14z/data=!3m1!4b1!4m14!4m13!1m5!1m1!1sunknown!2m2!1d-94.6869656!2d38.8776825!1m5!1m1!1sChIJ_XoYwMj7wlcRCNrQGPAF00Y!2m2!1d-94.7597267!2d38.9453734!3e0)

[https://www.google.com/maps/dir/South+Lake+Park/Royal+Supply+Inc/@38.9725,-94.6738889,14z/data=!3m1!4b1!4m14!4m13!1m5!1m1!1sunknown!2m2!1d-94.6738889!2d38.9725!1m5!1m1!1sChIJ\\_XoYwMj7wlcRCNrQGPAF00Y!2m2!1d-94.7597267!2d38.9453734!3e0](https://www.google.com/maps/dir/South+Lake+Park/Royal+Supply+Inc/@38.9725,-94.6738889,14z/data=!3m1!4b1!4m14!4m13!1m5!1m1!1sunknown!2m2!1d-94.6738889!2d38.9725!1m5!1m1!1sChIJ_XoYwMj7wlcRCNrQGPAF00Y!2m2!1d-94.7597267!2d38.9453734!3e0)

[https://www.google.com/maps/dir/Overland+Park+Arboretum+%26+Botanical+Gardens/Royal+Supply+Inc/@38.946910209,-94.6910209,14z/data=!3m1!4b1!4m14!4m13!1m5!1m1!1sunknown!2m2!1d-94.6910209!2d38.7978207!1m5!1m1!1sChIJ\\_XoYwMj7wlcRCNrQGPAF00Y!2m2!1d-94.7597267!2d38.9453734!3e0](https://www.google.com/maps/dir/Overland+Park+Arboretum+%26+Botanical+Gardens/Royal+Supply+Inc/@38.946910209,-94.6910209,14z/data=!3m1!4b1!4m14!4m13!1m5!1m1!1sunknown!2m2!1d-94.6910209!2d38.7978207!1m5!1m1!1sChIJ_XoYwMj7wlcRCNrQGPAF00Y!2m2!1d-94.7597267!2d38.9453734!3e0)

[https://www.google.com/maps/dir/Ernie+Miller+Park+%26+Nature+Center/Royal+Supply+Inc/@38.948409835,-94.8409835,14z/data=!3m1!4b1!4m14!4m13!1m5!1m1!1sunknown!2m2!1d-94.8409835!2d38.8967913!1m5!1m1!1sChIJ\\_XoYwMj7wlcRCNrQGPAF00Y!2m2!1d-94.7597267!2d38.9453734!3e0](https://www.google.com/maps/dir/Ernie+Miller+Park+%26+Nature+Center/Royal+Supply+Inc/@38.948409835,-94.8409835,14z/data=!3m1!4b1!4m14!4m13!1m5!1m1!1sunknown!2m2!1d-94.8409835!2d38.8967913!1m5!1m1!1sChIJ_XoYwMj7wlcRCNrQGPAF00Y!2m2!1d-94.7597267!2d38.9453734!3e0)

## Reviews for Royal Supply Inc

---

## Royal Supply Inc

Image not found or type unknown

**Ashley Foster**

**(5)**

In a rush we had to replace our tub/surround in our home. We ordered online with another supplier and had a HORRIBLE experience. A friend recommended Royal Supply and they had exactly what we needed. We paid, loaded our trailer and were gone in less than 15 minutes. They are friendly and very helpful. Would definitely recommend to family and friends.

## Royal Supply Inc

Image not found or type unknown

**Caleb Roye**

**(5)**

incredibly helpful staff. very educated on products and installation.

## Royal Supply Inc

Image not found or type unknown

**J.**

**(1)**

Terrible AC install. Skipped on 90°c fittings for the electric conduit under my house, they used black electrical tape instead, I look under my house to find bare wires that are not in a conduit which is an electrical safety no no and could lead to my house burning down. Left a massive gaping hole in my insulation leaving me to deal with itchy fiberglass myself which I only discovered after a summer of high electricity bills due to terrible insulation.

## Royal Supply Inc

Image not found or type unknown

**william mann**

**(5)**

Needed an exterior door in a hurry after storm damaged mine. All the big box stores were days or weeks out on a 34x76 door. Google lead me here, I went in, asked if he had one that size, took me in their warehouse and showed me several options. Found a door I liked, and they had all the additional hardware to install I needed. One stop shop, friendly and helpful. Priced right too.

## Royal Supply Inc

Image not found or type unknown

**Donald Waggoner**

**(4)**

I received a furnace installment from this place and was extremely happy with the furnace installation, but during the installation, they did something to completely make my hot water heater not work. They installed it on Friday at noon, and by the time I realized I had no hot water, it's after they closed, which left me with no hot water. Update: I had to call someone else out to help get my hot water heater fixed and operating correctly. While I am extremely grateful to the company for installing a great furnace, my final review will stay at 4 stars for the fact that the team did not address the hot water heater back to working order. I may use them for further things in the future, but I must leave this review to help others not have the same issues as me.

Using Budget Planning to Manage HVAC Expenses [View GBP](#)

**Check our other pages :**

- [Tracking Monthly Expenses to Avoid Overextension](#)
- [Approaches to Funding Major System Upgrades](#)
- [Understanding Flat Rate Pricing vs Hourly Billing](#)
- [Evaluating Interest Rates on HVAC Financing](#)

## Frequently Asked Questions

**How can budget planning help manage seasonal HVAC expenses effectively?**

Budget planning helps by forecasting energy usage and costs throughout different seasons, allowing for allocation of funds to cover higher expenses during peak heating or cooling months. It also helps identify areas for cost-saving measures, such as maintenance or upgrades.

**What are some key factors to consider when budgeting for seasonal HVAC expenses?**

Key factors include historical energy consumption data, expected weather conditions, HVAC system efficiency, the age of equipment, potential repairs or maintenance needs, and any changes in utility rates.



How can regular maintenance impact HVAC budgets seasonally?

Regular maintenance ensures systems run efficiently, reducing unexpected repair costs and extending the equipments lifespan. This predictability helps maintain a consistent budget by preventing sudden spikes in expenses due to breakdowns.

Are there specific strategies to reduce HVAC costs during peak seasons?

Yes, strategies include using programmable thermostats to optimize temperature settings, improving home insulation to retain desired temperatures longer, scheduling regular filter replacements, and leveraging off-peak utility plans if available.

Why is it important to adjust the HVAC budget based on seasonal forecasts?

Seasonal forecasts provide insights into temperature extremes which could increase energy demand. Adjusting the budget accordingly ensures adequate funds are allocated for potentially higher usage periods while avoiding overspending during milder weather.

Royal Supply Inc

Phone : +18164837979

City : Lenexa

State : KS

Zip : 66215

Address : Unknown Address

## **Google Business Profile**

Company Website : <https://royal-durhamsupply.com/locations/lenexa-kansas/>

## **Sitemap**

## **Privacy Policy**

## **About Us**